

RAIL-MOUNTED TERMINAL BLOCK



PCB CONNECTORS AND TERMINAL BLOCKS



INT ERFACE MOOULE



CIRCULAR CONNECTOR BLOCK



INDUSTRIAL SWITCH



HEAVY DUTY CONNECTOR



SUPU PRODUCT SOLUTION FOR
ENERGY STORAGE INDUSTRY



INDUSTRIAL RELAY
SUPUINDUSTRIALSIGNAL& CONTROLSOLUTION



INDUSTRIAL ELECTRONIC PRODUCT SELECTION MANUAL

RAIL-MOUNTED TERMINAL BLOCK V2.5I



Production time: July 2025

NINGBO SUPU ELECTRONICS CO.,LTD.

Add | No. 150, Xinxing 4th Road, High-tech Industrial Development Zone, Cixi City, Zhejiang Province, China.
P.C. | 315303
Service Hotline | 400-626-6336
Tel | 0574-63288158
Fax | 0574-63288170
E-mail | askme@supu.cn
Http | www.supucontact.com

WeChat

Apply for samples

RAIL-MOUNTED TERMINAL BLOCK

V2.5I

COMPANY PROFILE



Founded in 1999, Ningbo SUPU Electronics Co., Ltd. (hereinafter referred to as the “Company” or “SUPU”) has developed four business segments including electrical cabinet connection, electrical device connection, electrical field connection, and customized products and solutions. The Company is a global excellent supplier in the electrical industry, which integrates research and development, production, sales, and services.

Following the spirit of product innovation and science and technology foresight, SUPU continues to push forward the construction of the R&D and innovation team. The technical center now has more than 160 employees, with the comprehensive R&D capabilities of new materials and processing, structural optimization design, mold design and manufacturing, and automated assembly equipment design and manufacturing. At present, the Company boasts multiple patents, including the “Cage Spring Connection Technology”, the “PUSH-IN Spring Connection Technology”, and the “High Current Connection Technology”, all of which have been awarded a number of national invention patents.

Put into production in 2022, SUPU’s new digital factory is equipped with the whole process production lines for mold processing, as well as stamping and forming, injection molding, and automatic assembly of metal parts.

With lean manufacturing as the core, SUPU adopts a large number of lean ideas and tools to improve the overall efficiency of equipment and personnel and achieve efficient and transparent production, thereby meeting customers’ requirements for cost, quality, and delivery.

SUPU adheres to the quality concept of high reliability and stability of products, insists on the quality policy of “pursuing the whole-process lean quality, continuous improvement, and building the brand in the industry”, and implements the quality method of “comprehensive quality management” from product design to delivery. The Company has successively passed the audit and certification of quality systems such as IS09001, IS014001, ISO45001, ISO22163, and IATF16949.

SUPU products have been widely used in intelligent buildings, industrial automation, traditional power transmission and distribution, new energy power, rail transit, and other industries.

SUPU persists with the “customer-centric” philosophy to provide customers with more reliable and efficient electrical connection products and offer solutions and services that truly meet customer needs, with a view to continuing to create value for customers!

Enterprise Culture

Mission

Pursuit happiness of all staff in material & spiritual, promote the enterprise value, contribute to the progress & development for human & society





Corporation Vision

To be the model of the global electric industry



Core Values

Diligence, Innovative, Self-seeking, Altruism

Quality Policy

To pursuit full lean quality Continuous improvement Exceed customers expectations Build industry brand





The Year of Lean 2025

Pool collective wisdom and pursue continuous improvement.Cultivate a lean culture, engage all staff in improvement, and build a robust and solid business system.

Product Catalogue

TP Rail-mounted Terminal Blocks With Spring-cage Clamp

P11-P15 1-1 Feed Through Terminal Block	 TP1.5-2 TP2.5-2 TP4-2 TP6-2 TP10-2 TP16-2
P15-P17 1-2 Feed Through Terminal Block	 TP1.5-3 TP2.5-3 TP4-3 TP6-3 TP10-3 TP16-3
P18-P19 2-2 Feed Through Terminal Block	 TP1.5-4 TP2.5-4 TP4-4 TP6-4
P20-P22 1-1 Through Ground Terminal Block	 TP1.5-2-PE TP2.5-2-PE TP4-2-PE TP6-2-PE TP10-2-PE TP16-2-PE
P22-P24 1-2 Through Ground Terminal Block	 TP1.5-3-PE TP2.5-3-PE TP4-3-PE TP6-3-PE TP10-3-PE TP16-3-PE
P25-P26 2-2 Through Ground Terminal Block	 TP1.5-4-PE TP2.5-4-PE TP4-4-PE TP6-4-PE
P27-P30 2.5mm² Angled	 TPS2.5-2 TPS2.5-3 TPS2.5-4 TPS2.5-2-PE TPS2.5-3-PE TPS2.5-4-PE
P31-P34 Double Level Terminal Block	 TPD1.5-2 TPD1.5-2-PV TPD2.5-2 TPD2.5-2-PV TPD4-2 TPD4-2-PV TPD2.5-3 TPD2.5-3-PV
P35-36 Double Level Ground Terminal Block	 TPD1.5-2-PE TPD2.5-2-PE TPD4-2-PE TPD2.5-3-PE
P37-P38 Double level angled type 8-wire	 TPDS2.5-2 TPDS2.5-4 TPDS2.5-2-PV TPDS2.5-4-PV TPDS2.5-2-PE TPDS2.5-4-PE
P39-P42 2.5mm² Triple Level Terminal Block	 TPT1.5-2 TPT1.5-2-PV TPT2.5-2 TPT2.5-2-PV TPTS2.5-2 TPTS2.5-2T TPTS2.5-2-PV TPTS2.5-2T-PV

P42 2.5mm² Quadruple level angled type terminal block	 TPFS2.5-2 TPFS2.5-2T
P43-P46 2.5mm² Triple Level Ground Terminal Block	 TPT1.5-2-PE TPT1.5-2-PET TPT1.5-2-PET/N TPT2.5-2-PL TPT2.5-2-PE TPTS2.5-2-PET TPTS2.5-2T-PET TPTS2.5-2-PE TPTS2.5-2T-PE
P47-P49 Pin type wiring terminal blocks	 TP1.5-2-1 TP2.5-2-1 TP2.5-2-2 TP2.5-3-1 TP2.5-4-2 TPD2.5-2-1 TPD2.5-2-1-PV
P50-P52 Pin type Ground Terminal Block	 TP1.5-2-1-PE TP2.5-2-1-PE TP2.5-2-2-PE TP2.5-3-1-PE TP2.5-4-2-PE TPD2.5-2-1-PE
P53 Plug	 TPP1.5 TPP2.5
P55-P56 1-1 Push-in mini-type	 TPM1.5-2 TPM2.5-2 TPM1.5-2-PE TPM2.5-2-PE
P57-P60 TPIO Series	 TPIO1.5-S-3 TPIO1.5-S-3-PE TPIO1.5-S-4 TPIO1.5-S-4-PE TPIO2.5-IN-3 TPIO2.5-IN-3-LG24 TPIO2.5-IN-3-LR24 TPIO2.5-IN-3-PE
P61-P66 Functional terminal blocks	 TPK2.5-2 TPK2.5-2-TG-XX TPK2.5-3 TPK2.5-3-TG-XX TPK2.5-4 TPK2.5-4-TG-XX TPME6-2 TPME6-2-JP TP4-FSI/F-BK TP4-FSI/F-LED TP6-FSI/F-BK TP6-FSI/F-LED TP4-HEDI TP4-HESI(5x20) TP4-HESI(5X20)-LED24 TP4-MT TP4-TG TP2.5-4R/L

Product Catalogue

P67-P68 35 mm² Potential distribution terminal block	 TPU35/6/2.5-11  TPU35/6X6
P69-P70 Push-in Type Power Distribution Block	 TPA1.5  TPA2.5  TPA4
P71-P72 Push-in Type Power Distribution Block Terminal Points	 TPA4/1.5  TPA6/2.5  TPA10/4
P73 1-1 Feed Through Terminal Block of Side-entry	 TPV2.5-2  TPV4-2  TPV6-2
P74 1-1 Feed Through Ground Terminal Block of Side-entry	 TPV2.5-2-PE  TPV4-2-PE  TPV6-2-PE

TPH High Current Series

P75-P76 High Current Series	 TPH35-2  TPH35-2-PE

TC Rail-mounted Terminal Blocks With Spring-cage Clamp

P77-P81 1-1 Feed Through Terminal Block	 TC1.5-2  TC2.5-2  TC4-2  TC6-2  TC10-2  TC16-2  TC35-2
P82-P84 1-1 Feed Through Ground Terminal Block	 TC1.5-2-PE  TC2.5-2-PE  TC4-2-PE  TC6-2-PE  TC10-2-PE  TC16-2-PE  TC35-2-PE
P85-P87 1-2 Feed Through Terminal Block	 TC1.5-3  TC2.5-3  TC4-3  TC6-3  TC10-3  TC16-3
P88-P90 1-2 Feed Through Ground Terminal Block	 TC1.5-3-PE  TC2.5-3-PE  TC4-3-PE  TC6-3-PE TC10-3-PE TC16-3-PE

P91-P92 2-2 Feed Through Terminal Block	TC1.5-4 TC2.5-4 TC4-4
P93-P94 2-2 Feed Through Ground Terminal Block	TC1.5-4-PE TC1.5-4-PE-KJ TC2.5-4-PE TC4-4-PE
P95-P96 2×2 Feed Through Disconnect Terminal Block	TC1.5-2X2 TC2.5-2X2 TC4-2X2
P96-P98 Double Level Terminal Blcok	TCD1.5-2 TCD1.5-2-PV TCD2.5-2 TCD2.5-2-PV
P98 Triple Level Ground Terminal Blcok	TCT2.5-2 TCT2.5-2-PV
P99 Four layers Ground Terminal Blcok	TCFS4-2
P100 Double Level With Equipotential Bonder Ground Terminal Block	TCD1.5-2-PE TCD2.5-2-PE
P101-P102 Triple Level With Equipotential Bonder Ground Terminal Block	TCT2.5-2-PE TCT2.5-2-PET
P103-P104 Plug-in Terminal Block	TC2.5-2-1 TCD2.5-2-1 TCD2.5-2-1-PV
P105-P106 Ground Plug-in Terminal Block	TC2.5-2-1-PE TCD2.5-2-1-PE
P107 Plug	TCP2.5-1 TCPB2.5-1 TCPDB2.5-1
P108 Functional terminal blocks	TC4-FUSE-BK TC4-FUSELED24-BK TC4-SPLIT
P108 Potential distribution terminal block	TCU35/4X6-XX

Product Catalogue

TU Rail-mounted Terminal Blocks With Screw Clamp

P109-P115 1-1 Feed Through Terminal Block	 TU2.5-2  TU4-2  TU6-2  TU10-2  TU16-2  TU35-2  TU50-2  TU70-2  TU95-2  TU150-2  TU240-2
P115-P116 1-2 Feed Through Terminal Block	 TU2.5-3  TU4-3
P116 2-2 Feed Through Terminal Block	 TU2.5-4  TU4-4
P117-P120 1-1 Feed Through Ground Terminal Block	 TU2.5-2-PE  TU4-2-PE  TU6-2-PE  TU10-2-PE  TU16-2-PE  TU35-2-PE  TU50-2-PE  TU70-2-PE  TU95-2-PE
P120-121 1-2 Feed Through Ground Terminal Block	 TU2.5-3-PE  TU4-3-PE
P121-122 2-2 Feed Through Ground Terminal Block	 TU2.5-4-PE  TU4-4-PE
P123-P124 Double Level Terminal Blcok	 TUD2.5-2  TUD2.5-2-PV  TUD4-2  TUD4-2-PV
P125 Double Level Ground Terminal Block	 TUD2.5-2-PE  TUD4-2-PE
P126 Terminal block with protective tube	 TU4-HESI  TU4-HESILED  TU10-NF(5X20)
P127-128 4mm²Lever-type fuse terminal block	 TU4-FUSE-BK  TU4-FUSELED24-BK  TUD4-FUSE TUD4-FUSELED220

P129-130 4mm² Disconnect terminal block	TU4-MT TU4-TG TU4-SPLIT TUD4-MT

TBO/TBV Series Bolt Connection Terminal Blocks

P131-P137 Bolt Connection Terminal Blocks	TBO6-2 TBOC6-2 TBO8-2 TBOC8-2 TBO10-2 TBOC10-2 TBO12-2 TBOC12-2 TBV6-1 TBV6-3 TBV8-1 TBV8-3 TBV10-1 TBV10-3 TBV12-1

SPDB Series High Current Branch Terminal

P139-P146 High Current Branch Terminal	SPDB16x3/4x6-XX-0001 SPDB35-16/6x16-XX-0001 SPDB35-16/8x16-XX-0001 SPDB70-16/8x16-XX-0001 SPDB12012x35-5x16-4x10-XX-0001 SPDB185/2x35-5x16-4x10-XX-0001

TA Rail-mounted Terminal Blocks With Spring-cage Clamp

P147-P151 1-1 Feed Through Terminal Block	215921 225921 204921 206921 210921 216921
P152-P154 1-1 Feed Through Ground Terminal Block	215927 225927 204927 206927 210927 216927
P155-P156 1-1 Feed Through Terminal Block (Side Marking)	206911 210911 216911
P157-P158 1-1 Feed Through Ground Terminal Block (Side Marking)	206917 210917 216917

Product Catalogue

P159-P160 1-1 Feed Through Terminal Block of Side-entry	 225915 204901 206901 210901 216901
P161-P162 1-1 Feed Through Ground Terminal Block of Side-entry	 225917 204907 206907 210907 216907
P163-P165 1-2 Feed Through Terminal Block	 215951 225951 204951 206951 210951 216951
P166-P168 1-2Feed Through Ground Terminal Block	 215957 225957 204957 206957 210957 216957
P169-P170 2-2 Feed Through Terminal Block	 215931 225931 204931 215901 225901
P171-P172 2-2 Feed Through Ground erminal Block	 215947 225947 204947
P173-P175 2-2 Feed Through Terminal Block With Interrupted Power Rail	 215936 225936 204936 215903 225903 225908
P176 1-2 Feed Through Angled Type Terminal Block	 225961 204961
P177 2-2 Feed Through Angled Type Terminal Block	 225965
P178 1-2 Feed Through Ground Angled Type Terminal Block	 225964 204964
P179-P182 1-1 Feed Through Pluggable Terminal Block	 2150-1201 225981 2150-1401 2150-1207 225987 2150-1407
P182 Plug	 2150-101

UK Rail-mounted Terminal Blocks With Screw Clamp

P183-P189 UK Terminal Block	 301901 302901 303901 305901 306901 310901 316901 335901 350901 370901 395901 306981
P190 UK 2-2 Feed Through Terminal Block	 310931 303941 305941
P191-P194 UK Ground Terminal Block	 302903 303903 305903 306903 310903 316903 335903 350903
P195-P197 SUK Terminal Block	 302991 303991 305991 306991 310991 316991 335991
P198-P200 SUK Ground Terminal Block	 302993 303993 305993 306993 310993 316993 335993
P201-P203 UKD Terminal Block	 303921 305921 305921-PV 310921 310921-PV 310923
P204-P205 test terminal	 SUK6-T SUK6-T-JP 306911 305971
P206 Device Terminal Block	 TUK4 TUK10

Product Catalogue

TB Rail-mounted Miniature Terminal Blocks

P207-P211 240 With Fixing Flanges of Side-entry	 240301	 240331	 240311	 240341	 240321	 240351
P212-P214 241 With Fixing Flanges of Side-entry	 241301	 241331	 241311	 241341	 241321	 241351
P215-P217 242 With Fixing Flanges of Side-entry	 242301	 242331	 242311	 242341	 242321	 242351
P218-P220 254 With Fixing Flanges of Front-entry	 254301	 254331	 254311	 254341	 254321	 254351
P221-P223 254 Serie Front-entry	 254361	 254391	 254371	 254381	 254507	 254607

Accessory

P255-P226 End Clamp	 215201
P226 End clamp marking	 215214
P227 Rail transf	 254611
P228 Partition plate	 ATP-TU
P229 Protection cover	 900611
P229-P231 TP/TU/TC Jumper	 TJA3.5
P231-P232 TA Jumper	215301
P233-P234 UK Jumper	 302302
P234 TB Jumper	 240601

P235 Coding profile	 TP2.5-PC
P235 Marker Plate Holder	AK-TC/TP
P236 Rail end cap	920001
P236-P237 Test Plug	TP1.5-DP
P237-P238 Rails	900421/011
P238-P239 Special tools for spring terminal blocks	910111
P240-P242 Marker card	TMBW5.2-96
P242 Insulated ferrul	215301
P243 Thermal transfer printer	

TP Rail-mounted Terminal Blocks With Spring-cage Clamp

TP series adopt the push-in type spring cage connection technology, can finish the quick wiring without any special tool, can be operated in different environments. The most advantage for this series is convenient operation, on need to use wiring tool, also greatly deduct the insert force. The products have the international standards including IEC/EN60947, UL1059 ect.



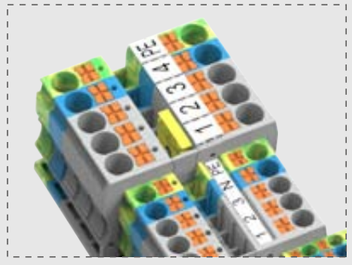

▲ With the press key, no special tools are required and no live parts are touched

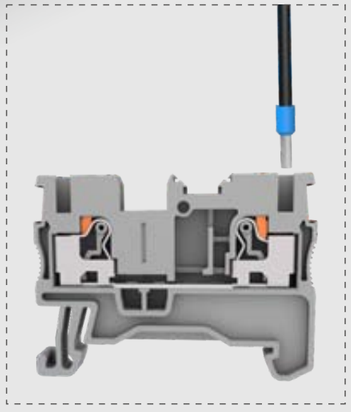

▲ The solid wire ⩾0.25mm² and the wire with ferrule ⩾0.34mm² can be inserted directly

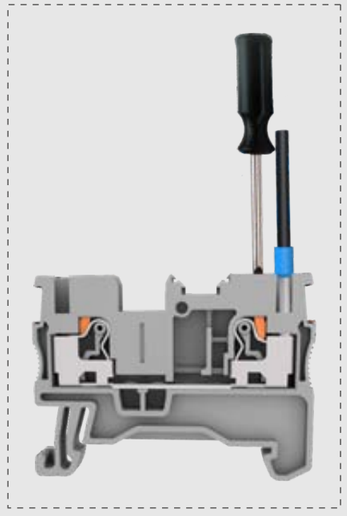

▲ Removing the conductor via the press key

System accessories

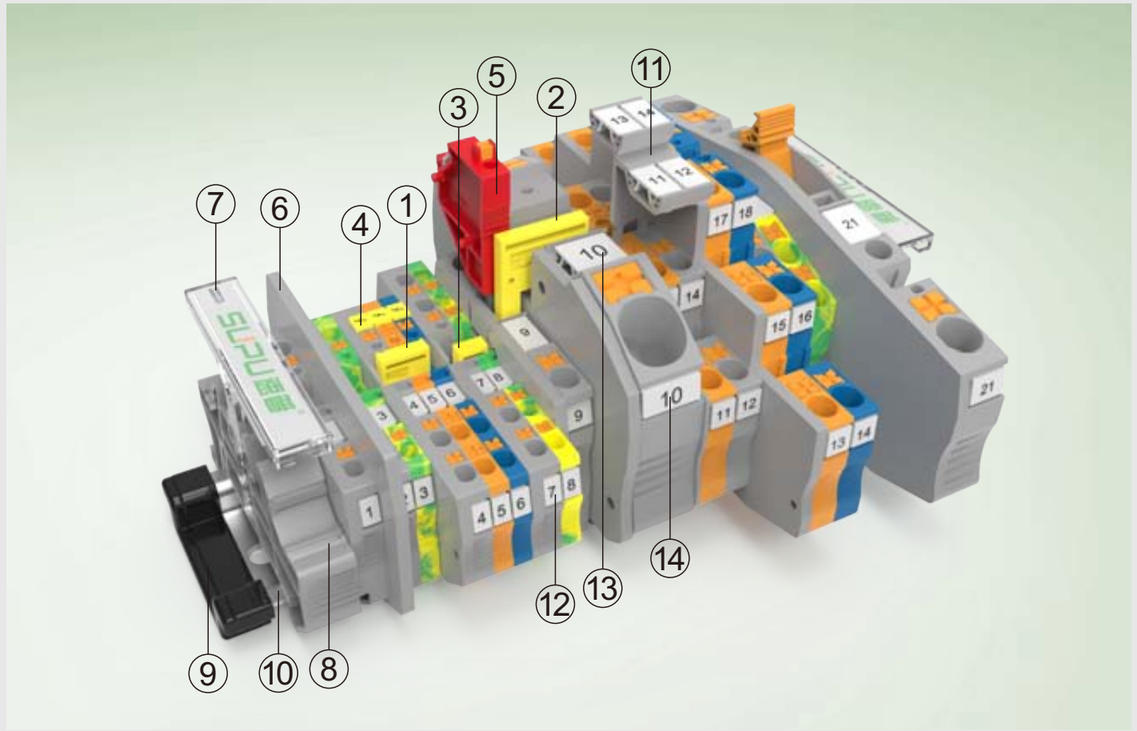

序号No.		Order NO.	Colour
①	Jumper	TJA5.2-3	Yellow
②	High-low jumper	TJA12.2/5.2	Yellow
③	Jumper	TJA5.2-2	Yellow
④	Protective Warning Marker	WS-TP2.5-5	Yellow
⑤	Test Plug	SP-5	Red
⑥	Partition plate	ATP-TP	Gray
⑦	Transparent Narker card	215214	Open
⑧	End Clamp	215215	Gray
⑨	Rail end cap	920001	Ferrous
⑩	Rails	900421/011	
⑪	Marker Plate Holder	TPZJ2.5-2-GY	Gray
⑫	Side Marker	TMBWT5.2-72	White
⑬	Front Marker	312801	White
⑭	Side Marker	TMBWT8.2-42	White







		1.5mm² 1-1 Feed Through Terminal Block			2.5mm² 1-1 Feed Through Terminal Block		
		Technical Parameter			Technical Parameter		
Size		Thickness	Width	Height	Thickness	Width	Height
Note: Height With DIN Rail NS 35/7.5	[mm]	3.5	48	32	5.2	48.2	36.9
Rated Parameters		IEC	UL		IEC	UL	
Rated Voltage	[V]	500	300		800	600	
Rated Current	[A]	17.5	15		24	20	
Wire Range		Solid	Fine Stranded	Furrule	Solid	Fine Stranded	Furrule
	[mm²]	0.2-1.5	0.2-1.5	0.2-1.0	0.2-4	0.2-2.5	0.2-2.5
	[AWG]	26-14	26-14	26-14	26-12	26-12	26-12
Other Parameters							
Insulating Material / Flame Retardant Grade, Conforming To UL94			V0			V0	
Strip length	[mm]		8-10			8-10	
		Order Information			Order Information		
Product	Colour	Order NO.			Order NO.		
Can Be Used For DIN Rail NS 35/7.5	Gray	TP1.5-2-GY			TP2.5-2-GY		
	Orange	TP1.5-2-OG			TP2.5-2-OG		
	Blue	TP1.5-2-BU			TP2.5-2-BU		
		Accessory			Accessory		
Cover Plate		Order NO.			Order NO.		
Thickness2.2mm	Gray	TP1.5-2-GY-EA			TP2.5-2-GY-EA		
	Orange	TP1.5-2-OG-EA			TP2.5-2-OG-EA		
	Blue	TP1.5-2-BU-EA			TP2.5-2-BU-EA		
Compensatory Plate		Order NO.			Order NO.		
Thickness1.00mm	Gray	*			*		
Jumper							
Poles No.	Colour	Order NO.			Order NO.		
2	Yellow	TJA3.5-2			TJA5.2-2		
3	Yellow	TJA3.5-3			TJA5.2-3		
...	Yellow	...			...		
10	.....	TJA3.5-10			TJA5.2-10		
···(More than 10 integer digits)	Yellow	...			*		
50	Yellow	TJA3.5-50			*		
Front Marker		Order NO.			Order NO.		
5PCS 5 pieces per piece		WS-TP1.5-5			WS-TP2.5-5		
Front Marker		Order NO.			Order NO.		
10PCS		*			305801		
Winding marking (50 meters/roll)		TMZ9.6-50			TMZ9.6-50		
Front And Side Marker		Order NO.			Order NO.		
Printing Service		TMB3.5-100			TMB5.2-120		

		4mm² 1-1 Feed Through Terminal Block			6mm² 1-1 Feed Through Terminal Block			10mm²1-1 Feed Through Terminal Block		
		Technical Parameter			Technical Parameter			Technical Parameter		
		Thickness	Width	Height	Thickness	Width	Height	Thickness	Width	Height
		6.2	54.9	36.9	8.2	58	43.8	10.2	67.7	50.2
		IEC	UL		IEC	UL		IEC	UL	
		800	600		1000	600		1000	600	
		32	30		41	40		57	60	
		Solid	Fine Stranded	Furrule	Solid	Fine Stranded	Furrule	Solid	Fine Stranded	Furrule
		0.2-6	0.2-4	0.2-4	0.5-10	0.5-6	0.5-6	0.5-16	0.5-10	0.5-10
		24-10	24-10	24-10	20-8	20-8	20-8	20-6	20-6	20-6
			V0			V0			V0	
			10-12			10-12			18	
		Order Information			Order Information			Order Information		
		Order NO.			Order NO.			Order NO.		
		TP4-2-GY			TP6-2-GY			TP10-2-GY		
		TP4-2-OG			TP6-2-OG			TP10-2-OG		
		TP4-2-BU			TP6-2-BU			TP10-2-BU		
		Accessory			Accessory			Accessory		
		Order NO.			Order NO.			Order NO.		
		TC4-2-GY-EA			TP6-2-GY-EA			TP10-2-GY-EA		
		TC4-2-OG-EA			TP6-2-OG-EA			TP10-2-OG-EA		
		TC4-2-BU-EA			TP6-2-BU-EA			TP10-2-BU-EA		
		Order NO.			Order NO.			Order NO.		
		*			*			*		
		Order NO.			Order NO.			Order NO.		
		TJA6.2-2			TJA8.2-2			TJA10.2-2		
		TJA6.2-3			TJA8.2-3			*		
		...			...			*		
		TJA6.2-10			TJA8.2-10			*		
		*			*			*		
		*			*			*		
		Order NO.			Order NO.			Order NO.		
		WS-TP4-5			WS-TP6-5			WS-TP10-5		
		Order NO.			Order NO.			Order NO.		
		306801			308801			TMB10.2-10		
		TMZ9.6-50			TMZ9.6-50			TMZ9.6-50		
		Order NO.			Order NO.			Order NO.		
		TMB6.2-100			TMB8.2-50			TMB8.2-50		

Mark: (Total current which connects to all the wires, cannot be over rated current).

Mark: (Total current which connects to all the wires, cannot be over rated current).

TP Rail-mounted terminal blocks with spring-cage clamp











		16mm² 1-1 Feed Through Terminal Block			1.5mm² 1-2 Feed Through Terminal Block			2.5mm² 1-2 Feed Through Terminal Block			4mm² 1-2 Feed Through Terminal Block			6mm² 1-2 Feed Through Terminal Block		
		Technical Parameter			Technical Parameter			Technical Parameter			Technical Parameter			Technical Parameter		
Size		Thickness	Width	Height	Thickness	Width	Height	Thickness	Width	Height	Thickness	Width	Height	Thickness	Width	Height
Note: Height With DIN Rail NS 35/7.5	[mm]	12.2	75.4	53.3	3.5	57.1	32	5.2	60.2	36.9	6.2	66.3	36.9	8.2	74.5	43.8
Rated Parameters		IEC	UL		IEC	UL		IEC	UL		IEC	UL		IEC	UL	
Rated Voltage	[V]	1000	600		500	300		800	600		800	600		1000	600	
Rated Current	[A]	76	85		17.5	15		24	20		32	30		41	40	
Wire Range		Solid	Fine Stranded	Furrule	Solid	Fine Stranded	Furrule	Solid	Fine Stranded	Furrule	Solid	Fine Stranded	Furrule	Solid	Fine Stranded	Furrule
	[mm²]	0.5-25	0.5-16	0.5-16	0.2-1.5	0.2-1.5	0.2-1.0	0.2-4	0.2-2.5	0.2-2.5	0.2-6	0.2-4	0.2-4	0.5-10	0.5-6	0.5-6
	[AWG]	20-4	20-04	20-4	26-14	26-14	26-14	26-12	26-12	26-12	24-10	24-10	24-10	20-8	20-8	20-8
Other Parameters																
Insulating Material / Flame Retardant Grade, Conforming To UL94			V0			V0			V0			V0			V0	
Strip length	[mm]		18			8-10			8-10			10-12			10-12	
		Order Information			Order Information			Order Information			Order Information			Order Information		
Product	Colour	Order NO.			Order NO.			Order NO.			Order NO.			Order NO.		
Can Be Used For DIN Rail NS 35/7.5	Gray	TP16-2-GY			TP1.5-3-GY			TP2.5-3-GY			TP4-3-GY			TP6-3-GY		
	Orange	TP16-2-OG			TP1.5-3-OG			TP2.5-3-OG			TP4-3-OG			TP6-3-OG		
	Blue	TP16-2-BU			TP1.5-3-BU			TP2.5-3-BU			TP4-3-BU			TP6-3-BU		
		Accessory			Accessory			Accessory			Accessory			Accessory		
Cover Plate		Order NO.			Order NO.			Order NO.			Order NO.			Order NO.		
Thickness2.2mm	Gray	TP16-2-GY-EA			TP1.5-3-GY-EA			TC1.5-3-GY-EA			TP4-3-GY-EA			TP6-3-GY-EA		
	Orange	TP16-2-OG-EA			TP1.5-3-OG-EA			TC1.5-3-OG-EA			TP4-3-OG-EA			TP6-3-OG-EA		
	Blue	TP16-2-BU-EA			TP1.5-3-BU-EA			TC1.5-3-BU-EA			TP4-3-BU-EA			TP6-3-BU-EA		
Compensatory Plate		Order NO.			Order NO.			Order NO.			Order NO.			Order NO.		
Thickness1.00mm	Gray	*			*			*			*			*		
Jumper																
Poles No.	Colour	Order NO.			Order NO.			Order NO.			Order NO.			Order NO.		
2	Yellow	TJA12.2-2			TJA3.5-2			TJA5.2-2			TJA6.2-2			TJA8.2-2		
3	Yellow	*			TJA3.5-3			TJA5.2-3			TJA6.2-3			TJA8.2-3		
...	Yellow	*			...			.....			.....			.....		
10	.....	*			TJA3.5-10			TJA5.2-10			TJA6.2-10			TJA8.2-10		
···(More than 10 integer digits)	Yellow	*			...			*			*			*		
50	Yellow	*			TJA3.5-50			*			*			*		
Front Marker		Order NO.			Order NO.			Order NO.			Order NO.			Order NO.		
5PCS		WS-TP16-5			WS-TP1.5-5			WS-TP2.5-5			WS-TP4-5			WS-TP6-5		
Front Marker		Order NO.			Order NO.			Order NO.			Order NO.			Order NO.		
100PCS		312801			*			305801			306801			308801		
Winding marking (50 meters/roll)		TMZ9.6-50			TMZ9.6-50			TMZ9.6-50			TMZ9.6-50			TMZ9.6-50		
Front And Side Marker		Order NO.			Order NO.			Order NO.			Order NO.			Order NO.		
Printing Service		TMB8.2-50			TMB3.5-100			TMB5.2-120			TMB6.2-100			TMB8.2-50		

Mark: (Total current which connects to all the wires, cannot be over rated current).

Mark: (Total current which connects to all the wires, cannot be over rated current).

TP Rail-mounted terminal blocks with spring-cage clamp











		10mm² 1-2 Feed Through Terminal Block			16mm² 1-2 Feed Through Terminal Block		
		Technical Parameter			Technical Parameter		
Size		Thickness	Width	Height	Thickness	Width	Height
Note: Height With DIN Rail NS 35/7.5	[mm]	10.2	88.9	50.2	12.2	100.4	53.3
Rated Parameters		IEC	UL		IEC	UL	
Rated Voltage	[V]	1000	600		1000	600	
Rated Current	[A]	57	60		76	85	
Wire Range		Solid	Fine Stranded	Furrule	Solid	Fine Stranded	Furrule
	[mm²]	0.5-16	0.5-10	0.5-10	0.5-25	0.5-16	0.5-16
	[AWG]	20-6	20-6	20-6	20-4	20-4	20-4
Other Parameters							
Insulating Material / Flame Retardant Grade, Conforming To UL94			V0			V0	
Strip length	[mm]		18			18	
		Order Information			Order Information		
Product	Colour	Order NO.			Order NO.		
Can Be Used For DIN Rail NS 35/7.5	Gray	TP10-3-GY			TP16-3-GY		
	Orange	TP10-3-OG			TP16-3-OG		
	Blue	TP10-3-BU			TP16-3-BU		
		Accessory			Accessory		
Cover Plate		Order NO.			Order NO.		
Thickness2.2mm	Gray	TP10-3-GY-EA			TP16-3-GY-EA		
	Orange	TP10-3-OG-EA			TP16-3-OG-EA		
	Blue	TP10-3-BU-EA			TP16-3-BU-EA		
Compensatory Plate		Order NO.			Order NO.		
Thickness1.00mm	Gray	*			*		
Jumper							
Poles No.	Colour	Order NO.			Order NO.		
2	Yellow	TJA10.2-2			TJA12.2-2		
3	Yellow	*			*		
...	Yellow	*			*		
10	.....	*			*		
···(More than 10 integer digits)	Yellow	*			*		
50	Yellow	*			*		
Front Marker		Order NO.			Order NO.		
5PCS		WS-TP10-5			WS-TP16-5		
Front Marker		Order NO.			Order NO.		
100PCS		TMB10.2-10			312801		
Winding marking (50 meters/roll)		TMZ9.6-50			TMZ9.6-50		
Front And Side Marker		Order NO.			Order NO.		
Printing Service		TMB8.2-50			TMB8.2-50		

Mark: (Total current which connects to all the wires, cannot be over rated current).

		1.5mm² 2-2 Feed Through Terminal Block			2.5mm² 2-2 Feed Through Terminal Block			4mm² 2-2 Feed Through Terminal Block		
		Technical Parameter			Technical Parameter			Technical Parameter		
		Thickness	Width	Height	Thickness	Width	Height	Thickness	Width	Height
		3.5	65.2	32	5.2	72.2	36.9	6.2	77.7	36.9
		IEC	UL		IEC	UL		IEC	UL	
		500	300		800	600		800	600	
		17.5	15		24	20		32	30	
		Solid	Fine Stranded	Furrule	Solid	Fine Stranded	Furrule	Solid	Fine Stranded	Furrule
		0.2-1.5	0.2-1.5	0.2-1.0	0.2-4	0.2-2.5	0.2-2.5	0.2-6	0.2-4	0.2-4
		26-14	26-14	26-14	26-12	26-12	26-12	24-10	24-10	24-10
			V0			V0			V0	
			8-10			8-10			10-12	
		Order Information			Order Information			Order Information		
		Order NO.			Order NO.			Order NO.		
		TP1.5-4-GY			TP2.5-4-GY			TP4-4-GY		
		TP1.5-4-OG			TP2.5-4-OG			TP4-4-OG		
		TP1.5-4-BU			TP2.5-4-BU			TP4-4-BU		
		Accessory			Accessory			Accessory		
		Order NO.			Order NO.			Order NO.		
		TP1.5-4-GY-EA			TC1.5-4-GY-EA			TP4-4-GY-EA		
		TP1.5-4-OG-EA			TC1.5-4-OG-EA			TP4-4-OG-EA		
		TP1.5-4-BU-EA			TC1.5-4-BU-EA			TP4-4-BU-EA		
		Order NO.			Order NO.			Order NO.		
		*			*			*		
		Order NO.			Order NO.			Order NO.		
		TJA3.5-2			TJA5.2-2			TJA6.2-2		
		TJA3.5-3			TJA5.2-3			TJA6.2-3		
		.....			.....			.....		
		TJA3.5-10			TJA5.2-10			TJA6.2-10		
		.....			*			*		
		TJA3.5-50			*			*		
		Order NO.			Order NO.			Order NO.		
		WS-TP1.5-5			WS-TP2.5-5			WS-TP4-5		
		Order NO.			Order NO.			Order NO.		
		*			305801			306801		
		TMZ9.6-50			TMZ9.6-50			TMZ9.6-50		
		Order NO.			Order NO.			Order NO.		
		TMB3.5-100			TMB5.2-120			TMB6.2-100		

Mark: (Total current which connects to all the wires, cannot be over rated current).



6mm² 2-2 Feed Through Terminal Block

		Technical Parameter		
Size		Thickness	Width	Height
Note: Height With DIN Rail NS 35/7.5	[mm]	8.2	91	43.8
Rated Parameters		IEC	UL	
Rated Voltage	[V]	1000	600	
Rated Current	[A]	41	40	
Wire Range		Solid	Fine Stranded	Furrule
	[mm²]	0.5-10	0.5-6	0.5-6
	[AWG]	20-8	20-8	20-8
Other Parameters				
Insulating Material / Flame Retardant Grade, Conforming To UL94			V0	
Strip length	[mm]		10-12	

		Order Information
Product	Colour	Order NO.
Can Be Used For DIN Rail NS 35/7.5	Gray	TP6-4-GY
	Orange	TP6-4-OG
	Blue	TP6-4-BU

		Accessory
Cover Plate		Order NO.
Thickness2.2mm	Gray	TP6-4-GY-EA
	Orange	TP6-4-OG-EA
	Blue	TP6-4-BU-EA
Compensatory Plate		Order NO.
Thickness1.00mm	Gray	*
Jumper		
Poles No.	Colour	Order NO.
2	Yellow	TJA8.2-2
3	Yellow	TJA8.2-3
...	Yellow	.....
10	.....	TJA8.2-10
···(More than 10 integer digits)	Yellow	*
50	Yellow	*
Front Marker		Order NO.
5PCS		WS-TP6-5
Front Marker		Order NO.
100PCS		308801
Winding marking (50 meters/roll)		TMZ9.6-50
Front And Side Marker		Order NO.
Printing Service		TMB8.2-50

Mark: (Total current which connects to all the wires, cannot be over rated current).

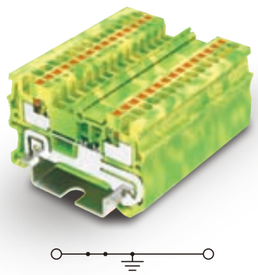

1.5mm² 1-1 Feed Through Ground Terminal Block

		Technical Parameter		
Size		Thickness	Width	Height
Note:Height With DIN Rail NS 35/7.5	[mm]	3.5	48	32
Rated Parameters		IEC	UL	
Rated Voltage	[V]	*	*	
Rated Current	[A]	*	*	
Wire Range		Solid	Fine Stranded	Furrule
	[mm²]	0.2-1.5	0.2-1.5	0.2-1.0
	[AWG]	26-14	26-14	26-14
Other Parameters				
Insulating Material / Flame Retardant Grade, Conforming To UL94			V0	
Strip length	[mm]		8-10	

		Order Information
Product	Colour	Order NO.
Can Be Used For DIN Rail NS 35/7.5	Yellow green	TP1.5-2-PE
	*	*
	*	*

		Accessory
Cover Plate		Order NO.
Thickness2.2mm	Gray	TP1.5-2-GY-EA
	Orange	TP1.5-2-OG-EA
	Blue	TP1.5-2-BU-EA
Compensatory Plate		Order NO.
Thickness1.00mm	Gray	*
Jumper		
Poles No.	Colour	Order NO.
2	Yellow	TJA3.5-2
3	Yellow	TJA3.5-3
...	Yellow	.....
10	.....	TJA3.5-10
···(More than 10 integer digits)	Yellow	.....
50	Yellow	TJA3.5-50
Front Marker		Order NO.
5PCS		WS-TP1.5-5
Front Marker		Order NO.
100PCS		*
Winding marking (50 meters/roll)		TMZ9.6-50
Front And Side Marker		Order NO.
Printing Service		TMB3.5-100

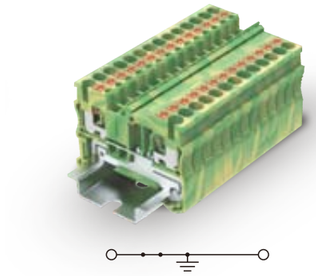

2.5mm² 1-1 Feed Through Ground Terminal Block

	Technical Parameter		
Thickness	Width	Height	
5.2	48.2	36.8	
IEC	UL		
*	*		
*	*		
Solid	Fine Stranded	Furrule	
0.2-4	0.2-2.5	0.2-2.5	
26-12	26-12	26-12	
	V0		
	8-10		

	Order Information
Colour	Order NO.
	TP2.5-2-PE
	*
	*

	Accessory
	Order NO.
Gray	TP2.5-2-GY-EA
Orange	TP2.5-2-OG-EA
Blue	TP2.5-2-BU-EA
	Order NO.
Gray	*
Colour	Order NO.
Yellow	TJA5.2-2
Yellow	TJA5.2-3
Yellow	.....
.....	TJA5.2-10
Yellow	*
Yellow	*
	Order NO.
	WS-TP2.5-5
	Order NO.
	305801
	TMZ9.6-50
	Order NO.
	TMB5.2-120

Mark: (Total current which connects to all the wires, cannot be over rated current).

TP Rail-mounted terminal blocks with spring-cage clamp

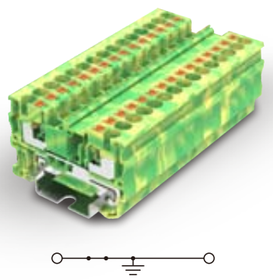



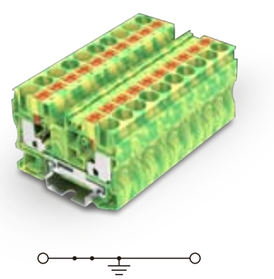

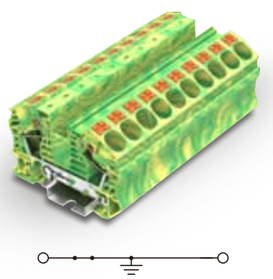

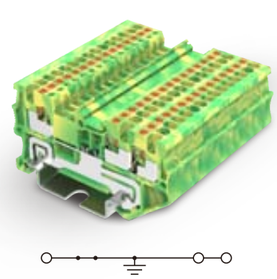

	4mm² 1-1 Feed Through Ground Terminal Block			6mm² 1-1 Feed Through Ground Terminal Block			10mm² 1-1 Feed Through Ground Terminal Block			16mm² 1-1 Feed Through Ground Terminal Block			1.5mm² 1-2 Feed Through Ground Terminal Block		
	Technical Parameter			Technical Parameter			Technical Parameter			Technical Parameter			Technical Parameter		
Size	Thickness	Width	Height	Thickness	Width	Height	Thickness	Width	Height	Thickness	Width	Height	Thickness	Width	Height
[mm] Note：Height With DIN Rail NS 35/7.5	6.2	54.9	36.8	8.2	58	43.8	10.2	67.7	50.2	12.2	75.4	53.3	3.5	57.1	32
Rated Parameters	IEC	UL		IEC	UL		IEC	UL		IEC	UL		IEC	UL	
Rated Voltage [V]	*	*		*	*		*	*		*	*		*	*	
Rated Current [A]	*	*		*	*		*	*		*	*		*	*	
Wire Range	Solid	Fine Stranded	Furrule	Solid	Fine Stranded	Furrule	Solid	Fine Stranded	Furrule	Solid	Fine Stranded	Furrule	Solid	Fine Stranded	Furrule
[mm²]	0.2-6	0.2-4	0.2-4	0.5-10	0.5-6	0.5-6	0.5-16	0.5-10	0.5-10	0.5-25	0.5-16	0.5-16	0.2-1.5	0.2-1.5	0.2-1.0
[AWG]	24-10	24-10	24-10	20-8	20-8	20-8	20-6	20-6	20-6	20-4	20-4	20-4	26-14	26-14	26-14
Other Parameters															
Insulating Material / Flame Retardant Grade, Conforming To UL94	V0			V0			V0			V0			V0		
Strip length [mm]	10-12			10-12			18			18			8-10		
	Order Information			Order Information			Order Information			Order Information			Order Information		
Product Colour	Order NO.			Order NO.			Order NO.			Order NO.			Order NO.		
Yellow green	TP4-2-PE			TP6-2-PE			TP10-2-PE			TP16-2-PE			TP1.5-3-PE		
Can Be Used For DIN Rail	*			*			*			*			*		
NS 35/7.5	*			*			*			*			*		
	Accessory			Accessory			Accessory			Accessory			Accessory		
Cover Plate	Order NO.			Order NO.			Order NO.			Order NO.			Order NO.		
Thickness2.2mm Gray	TC4-2-GY-EA			TP6-2-GY-EA			TP10-2-GY-EA			TP16-2-GY-EA			TP1.5-3-GY-EA		
Thickness2.2mm Orange	TC4-2-OG-EA			TP6-2-OG-EA			TP10-2-OG-EA			TP16-2-OG-EA			TP1.5-3-OG-EA		
Thickness2.2mm Blue	TC4-2-BU-EA			TP6-2-BU-EA			TP10-2-BU-EA			TP16-2-BU-EA			TP1.5-3-BU-EA		
Compensatory Plate	Order NO.			Order NO.			Order NO.			Order NO.			Order NO.		
Thickness1.00mm Gray	*			*			*			*			*		
Jumper															
Poles No. Colour	Order NO.			Order NO.			Order NO.			Order NO.			Order NO.		
2 Yellow	TJA6.2-2			TJA8.2-2			TJA10.2-2			TJA12.2-2			TJA3.5-2		
3 Yellow	TJA6.2-3			TJA8.2-3			*			*			TJA3.5-3		
... Yellow	.....			.....			*			*			.....		
10	TJA6.2-10			TJA8.2-10			*			*			TJA3.5-10		
... (More than 10 integer digits) Yellow	*			*			*			*			.....		
50 Yellow	*			*			*			*			TJA3.5-50		
Front Marker	Order NO.			Order NO.			Order NO.			Order NO.			Order NO.		
5PCS	WS-TP4-5			WS-TP6-5			WS-TP10-5			WS-TP16-5			WS-TP1.5-5		
Front Marker	Order NO.			Order NO.			Order NO.			Order NO.			Order NO.		
100PCS	306801			308801			TMB10.2-10			312801			*		
Winding marking (50 meters/roll)	TMZ9.6-50			TMZ9.6-50			TMZ9.6-50			TMZ9.6-50			TMZ9.6-50		
Front And Side Marker	Order NO.			Order NO.			Order NO.			Order NO.			Order NO.		
Printing Service	TMB6.2-100			TMB8.2-50			TMB8.2-50			TMB8.2-50			TMB3.5-100		

Mark: (Total current which connects to all the wires, cannot be over rated current).

Mark: (Total current which connects to all the wires, cannot be over rated current).

TP Rail-mounted terminal blocks with spring-cage clamp

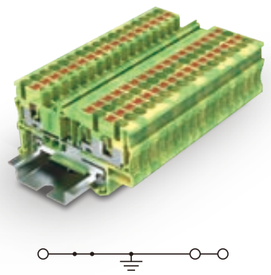

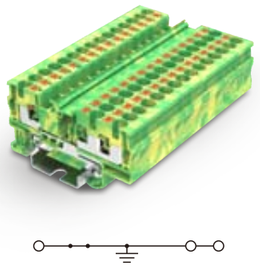

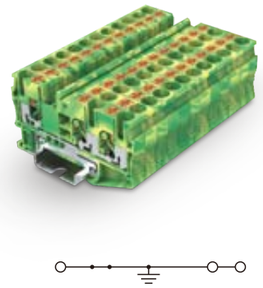

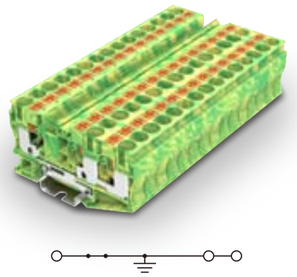

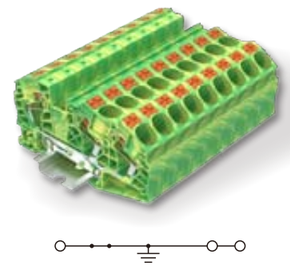

	2.5mm² 1-2 Feed Through Ground Terminal Block			4mm² 1-2 Feed Through Ground Terminal Block			6mm² 1-2 Feed Through Ground Terminal Block			10mm² 1-2 Feed Through Ground Terminal Block			16mm² 1-2 Feed Through Ground Terminal Block		
	Technical Parameter			Technical Parameter			Technical Parameter			Technical Parameter			Technical Parameter		
Size	Thickness	Width	Height	Thickness	Width	Height	Thickness	Width	Height	Thickness	Width	Height	Thickness	Width	Height
[mm] Note: Height With DIN Rail NS 35/7.5	5.2	60.2	36.8	6.2	66.3	36.8	8.2	74.5	43.8	10.2	88.9	50.2	12.2	100.4	53.3
Rated Parameters	IEC	UL		IEC	UL		IEC	UL		IEC	UL		IEC	UL	
Rated Voltage [V]	*	*		*	*		*	*		*	*		*	*	
Rated Current [A]	*	*		*	*		*	*		*	*		*	*	
Wire Range	Solid	Fine Stranded	Furrule	Solid	Fine Stranded	Furrule	Solid	Fine Stranded	Furrule	Solid	Fine Stranded	Furrule	Solid	Fine Stranded	Furrule
[mm²]	0.2-4	0.2-2.5	0.2-2.5	0.2-6	0.2-4	0.2-4	0.5-10	0.5-6	0.5-6	0.5-16	0.5-10	0.5-10	0.5-25	0.5-16	0.5-16
[AWG]	26-12	26-12	26-12	24-10	24-10	24-10	20-8	20-8	20-8	20-6	20-6	20-6	20-4	20-4	20-4
Other Parameters															
Insulating Material / Flame Retardant Grade, Conforming To UL94		V0			V0			V0			V0			V0	
Strip length [mm]		8-10			10-12			10-12			18			18	
	Order Information			Order Information			Order Information			Order Information			Order Information		
Product Colour	Order NO.			Order NO.			Order NO.			Order NO.			Order NO.		
Yellow green	TP2.5-3-PE			TP4-3-PE			TP6-3-PE			TP10-3-PE			TP16-3-PE		
Can Be Used For DIN Rail	*			*			*			*			*		
NS 35/7.5	*			*			*			*			*		
	Accessory			Accessory			Accessory			Accessory			Accessory		
Cover Plate	Order NO.			Order NO.			Order NO.			Order NO.			Order NO.		
Thickness2.2mm Gray	TC1.5-3-GY-EA			TP4-3-GY-EA			TP6-3-GY-EA			TP10-3-GY-EA			TP16-3-GY-EA		
Thickness2.2mm Orange	TC1.5-3-OG-EA			TP4-3-OG-EA			TP6-3-OG-EA			TP10-3-OG-EA			TP16-3-OG-EA		
Thickness2.2mm Blue	TC1.5-3-BU-EA			TP4-3-BU-EA			TP6-3-BU-EA			TP10-3-BU-EA			TP16-3-BU-EA		
Compensatory Plate	Order NO.			Order NO.			Order NO.			Order NO.			Order NO.		
Thickness1.00mm Gray	*			*			*			*			*		
Jumper															
Poles No. Colour	Order NO.			Order NO.			Order NO.			Order NO.			Order NO.		
2 Yellow	TJA5.2-2			TJA6.2-2			TJA8.2-2			TJA10.2-2			TJA12.2-2		
3 Yellow	TJA5.2-3			TJA6.2-3			TJA8.2-3			*			*		
... Yellow	.....			.....			.....			*			*		
10	TJA5.2-10			TJA6.2-10			TJA8.2-10			*			*		
···(More than 10 integer digits) Yellow	*			*			*			*			*		
50 Yellow	*			*			*			*			*		
Front Marker	Order NO.			Order NO.			Order NO.			Order NO.			Order NO.		
5PCS	WS-TP2.5-5			WS-TP4-5			WS-TP6-5			WS-TP10-5			WS-TP16-5		
Front Marker	Order NO.			Order NO.			Order NO.			Order NO.			Order NO.		
100PCS	305801			306801			308801			TMB10.2-10			312801		
Winding marking (50 meters/roll)	TMZ9.6-50			TMZ9.6-50			TMZ9.6-50			TMZ9.6-50			TMZ9.6-50		
Front And Side Marker	Order NO.			Order NO.			Order NO.			Order NO.			Order NO.		
Printing Service	TMB5.2-120			TMB6.2-100			TMB8.2-50			TMB8.2-50			TMB8.2-50		

Mark: (Total current which connects to all the wires, cannot be over rated current).

Mark: (Total current which connects to all the wires, cannot be over rated current).









	1.5mm² 2-2 Feed Through Ground Terminal Block			2.5mm² 2-2 Feed Through Ground Terminal Block			4mm² 2-2 Feed Through Ground Terminal Block			6mm² 2-2 Feed Through Ground Terminal Block		
	Technical Parameter			Technical Parameter			Technical Parameter			Technical Parameter		
Size	Thickness	Width	Height	Thickness	Width	Height	Thickness	Width	Height	Thickness	Width	Height
[mm] Note: Height With DIN Rail NS 35/7.5	3.5	65.2	32	5.2	72.2	36.9	6.2	77.7	36.9	8.2	91	43.8
Rated Parameters	IEC	UL		IEC	UL		IEC	UL		IEC	UL	
Rated Voltage [V]	*	*		*	*		*	*		*	*	
Rated Current [A]	*	*		*	*		*	*		*	*	
Wire Range	Solid	Fine Stranded	Furrule	Solid	Fine Stranded	Furrule	Solid	Fine Stranded	Furrule	Solid	Fine Stranded	Furrule
[mm²]	0.2-1.5	0.2-1.5	0.2-1.0	0.2-4	0.2-2.5	0.2-2.5	0.2-6	0.2-4	0.2-4	0.5-10	0.5-6	0.5-6
[AWG]	26-14	26-14	26-14	26-12	26-12	26-12	24-10	24-10	24-10	20-8	20-8	20-8
Other Parameters												
Insulating Material / Flame Retardant Grade, Conforming To UL94		V0			V0			V0			V0	
Strip length [mm]		8-10			8-10			10-12			10-12	
	Order Information			Order Information			Order Information			Order Information		
Product Colour	Order NO.			Order NO.			Order NO.			Order NO.		
Yellow green	TP1.5-4-PE			TP2.5-4-PE			TP4-4-PE			TP6-4-PE		
Can Be Used For DIN Rail	*			*			*			*		
NS 35/7.5	*			*			*			*		
	Accessory			Accessory			Accessory			Accessory		
Cover Plate	Order NO.			Order NO.			Order NO.			Order NO.		
Gray	TP1.5-4-GY-EA			TC1.5-4-GY-EA			TP4-4-GY-EA			TP6-4-GY-EA		
Thickness2.2mm Orange	TP1.5-4-OG-EA			TC1.5-4-OG-EA			TP4-4-OG-EA			TP6-4-OG-EA		
Blue	TP1.5-4-BU-EA			TC1.5-4-BU-EA			TP4-4-BU-EA			TP6-4-BU-EA		
Compensatory Plate	Order NO.			Order NO.			Order NO.			Order NO.		
Thickness1.00mm Gray	*			*			*			*		
Jumper												
Poles No. Colour	Order NO.			Order NO.			Order NO.			Order NO.		
2 Yellow	TJA3.5-2			TJA5.2-2			TJA6.2-2			TJA8.2-2		
3 Yellow	TJA3.5-3			TJA5.2-3			TJA6.2-3			TJA8.2-3		
... Yellow	.....			.....			.....			.....		
10	TJA3.5-10			TJA5.2-10			TJA6.2-10			TJA8.2-10		
···(More than 10 integer digits) Yellow	.....			*			*			*		
50 Yellow	TJA3.5-50			*			*			*		
Front Marker	Order NO.			Order NO.			Order NO.			Order NO.		
5PCS	WS-TP1.5-5			WS-TP2.5-5			WS-TP4-5			WS-TP6-5		
Front Marker	Order NO.			Order NO.			Order NO.			Order NO.		
100PCS	*			305801			306801			308801		
Winding marking (50 meters/roll)	TMZ9.6-50			TMZ9.6-50			TMZ9.6-50			TMZ9.6-50		
Front And Side Marker	Order NO.			Order NO.			Order NO.			Order NO.		
Printing Service	TMB3.5-100			TMB5.2-120			TMB6.2-100			TMB8.2-50		

Mark: (Total current which connects to all the wires, cannot be over rated current).

Mark: (Total current which connects to all the wires, cannot be over rated current).







		2.5mm² 1-1 Feed Through Angled Terminal Block			2.5mm² 1-2 Feed Through Angled Terminal Block			2.5mm² 2-2 Feed Through Angled Terminal Block		
		Technical Parameter			Technical Parameter			Technical Parameter		
Size		Thickness	Width	Height	Thickness	Width	Height	Thickness	Width	Height
Note：Height With DIN Rail NS 35/7.5	[mm]	5.2	50.9	43	5.2	50.9	43	5.2	50.9	43
Rated Parameters		IEC	UL		IEC	UL		IEC	UL	
Rated Voltage	[V]	800	600		800	600		800	600	
Rated Current	[A]	24	20		24	20		24	20	
Wire Range		Solid	Fine Stranded	Furrule	Solid	Fine Stranded	Furrule	Solid	Fine Stranded	Furrule
	[mm²]	0.2-4	0.2-2.5	0.2-2.5	0.2-4	0.2-2.5	0.2-2.5	0.2-4	0.2-2.5	0.2-2.5
	[AWG]	26-12	26-14	26-14	26-12	26-14	26-14	26-12	26-14	26-14
Other Parameters										
Insulating Material / Flame Retardant Grade, Conforming To UL94			V0			V0			V0	
Strip length	[mm]		8-10			8-10			8-10	

Product	Colour	Order Information Order NO.	Order Information Order NO.	Order Information Order NO.
Can Be Used For DIN Rail NS 35/7.5	Gray	TPS2.5-2-GY	TPS2.5-3-GY	TPS2.5-4-GY
	Orange	TPS2.5-2-OG	TPS2.5-3-OG	TPS2.5-4-OG
	Blue	TPS2.5-2-BU	TPS2.5-3-BU	TPS2.5-4-BU
		Accessory	Accessory	Accessory
Cover Plate		Order NO.	Order NO.	Order NO.
Thickness2.2mm	Gray	TPS2.5-2-GY-EA	TPS2.5-2-GY-EA	TPS2.5-2-GY-EA
	Orange	TPS2.5-2-OG-EA	TPS2.5-2-OG-EA	TPS2.5-2-OG-EA
	Blue	TPS2.5-2-BU-EA	TPS2.5-2-BU-EA	TPS2.5-2-BU-EA
Compensatory Plate		Order NO.	Order NO.	Order NO.
Thickness1.00mm	Gray	*	*	*
Jumper				
Poles No.	Colour	Order NO.	Order NO.	Order NO.
2	Yellow	TJA5.2-2	TJA5.2-2	*
3	Yellow	TJA5.2-3	TJA5.2-3	*
4	Yellow	TJA5.2-4	TJA5.2-4	*
...	.....	.....	.....	.....
9	Yellow	TJA5.2-9	TJA5.2-9	*
10	Yellow	TJA5.2-10	TJA5.2-10	*
Front Marker		Order NO.	Order NO.	Order NO.
5PCS一条		WS-TP2.5-5	WS-TP2.5-5	WS-TP2.5-5
Front Marker		Order NO.	Order NO.	Order NO.
100PCS		305801	305801	305801
Winding marking (50 meters/roll)		TMZ9.6-50	TMZ9.6-50	TMZ9.6-50
Front And Side Marker		Order NO.	Order NO.	Order NO.
Printing Service		TMB5.2-120	TMB5.2-120	TMB5.2-120

Mark: (Total current which connects to all the wires, cannot be over rated current).

Mark: (Total current which connects to all the wires, cannot be over rated current).

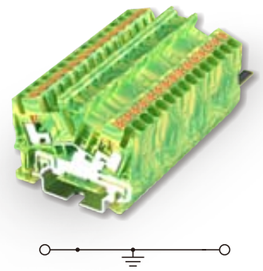

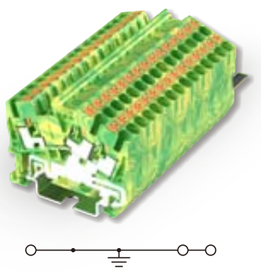

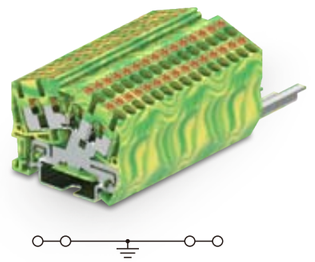

	2.5mm² 1-1 Feed Through Angled Ground Terminal Block			2.5mm² 1-2 Feed Through Angled Ground Terminal Block			2.5mm² 2-2 Feed Through Angled Ground Terminal Block		
Size	Technical Parameter			Technical Parameter			Technical Parameter		
[mm]	Thickness	Width	Height	Thickness	Width	Height	Thickness	Width	Height
Note: Height With DIN Rail NS 35/7.5	5.2	50.9	43	5.2	50.9	43	5.2	50.9	43
Rated Parameters	IEC	UL		IEC	UL		IEC	UL	
Rated Voltage [V]	*	*		*	*		*	*	
Rated Current [A]	*	*		*	*		*	*	
Wire Range	Solid	Fine Stranded	Furrule	Solid	Fine Stranded	Furrule	Solid	Fine Stranded	Furrule
[mm²]	0.2-4	0.2-2.5	0.2-2.5	0.2-4	0.2-2.5	0.2-2.5	0.2-4	0.2-2.5	0.2-2.5
[AWG]	26-12	26-14	26-14	26-12	26-14	26-14	26-12	26-14	26-14
Other Parameters									
Insulating Material / Flame Retardant Grade, Conforming To UL94		V0			V0			V0	
Strip length [mm]		8-10			8-10			8-10	

Product	Colour	Order Information	Order Information	Order Information
	Yellow green	Order NO.	Order NO.	Order NO.
		TPS2.5-2-PE	TPS2.5-3-PE	TPS2.5-4-PE
Can Be Used For DIN Rail NS 35/7.5		*	*	*
		*	*	*

		Accessory	Accessory	Accessory
Cover Plate		Order NO.	Order NO.	Order NO.
Thickness2.2mm	Gray	TPS2.5-2-GY-EA	TPS2.5-2-GY-EA	TPS2.5-2-GY-EA
	Orange	TPS2.5-2-OG-EA	TPS2.5-2-OG-EA	TPS2.5-2-OG-EA
	Blue	TPS2.5-2-BU-EA	TPS2.5-2-BU-EA	TPS2.5-2-BU-EA
Compensatory Plate		Order NO.	Order NO.	Order NO.
Thickness1.00mm	Gray	*	*	*
Jumper				
Poles No.	Colour	Order NO.	Order NO.	Order NO.
2	Yellow	TJA5.2-2	TJA5.2-2	*
3	Yellow	TJA5.2-3	TJA5.2-3	*
4	Yellow	TJA5.2-4	TJA5.2-4	*
...	.....	.....	.....	.....
9	Yellow	TJA5.2-9	TJA5.2-9	*
10	Yellow	TJA5.2-10	TJA5.2-10	*
Front Marker		Order NO.	Order NO.	Order NO.
5PCS		WS-TP2.5-5	WS-TP2.5-5	WS-TP2.5-5
Front Marker		Order NO.	Order NO.	Order NO.
100PCS		305801	305801	305801
Winding marking (50 meters/roll)		TMZ9.6-50	TMZ9.6-50	TMZ9.6-50
Front And Side Marker		Order NO.	Order NO.	Order NO.
Printing Service		TMB5.2-120	TMB5.2-120	TMB5.2-120

Mark: (Total current which connects to all the wires, cannot be over rated current).

Mark: (Total current which connects to all the wires, cannot be over rated current).









	1.5mm² Double Level Terminal Block			1.5mm² Double Level With Equipotential Bonder Terminal Block		
	Technical Parameter			Technical Parameter		
Size	Thickness	Width	Height	Thickness	Width	Height
[mm] Note:Height With DIN Rail NS 35/7.5	3.5	65.4	42.6	3.5	65.4	42.6
Rated Parameters	IEC	UL		IEC	UL	
Rated Voltage [V]	500	300		500	300	
Rated Current [A]	16	15		16	15	
Wire Range	Solid	Fine Stranded	Furrule	Solid	Fine Stranded	Furrule
[mm²]	0.2-1.5	0.2-1.5	0.2-1.0	0.2-1.5	0.2-1.5	0.2-1.0
[AWG]	26-14	26-14	26-14	26-14	26-14	26-14
Other Parameters						
Insulating Material / Flame Retardant Grade, Conforming To UL94		V0			V0	
Strip length [mm]		8-10			8-10	
	Order Information			Order Information		
Product Colour	Order NO.			Order NO.		
Gray	TPD1.5-2-GY			TPD1.5-2-PV(Black)		
Can Be Used For DIN Rail NS 35/7.5 Orange	TPD1.5-2-OG			*		
Blue	TPD1.5-2-BU			*		
	Accessory			Accessory		
Cover Plate	Order NO.			Order NO.		
Gray	TPD1.5-2-GY-EA			TPD1.5-2-GY-EA		
Thickness2.2mm Orange	TPD1.5-2-OG-EA			TPD1.5-2-OG-EA		
Blue	TPD1.5-2-BU-EA			TPD1.5-2-BU-EA		
Compensatory Plate	Order NO.			Order NO.		
Thickness1.00mm Gray	*			*		
Marker Stents	Order NO.			Order NO.		
Gray	*			*		
Jumper						
Poles No. Colour	Order NO.			Order NO.		
2 Yellow	TJA3.5-2			TJA3.5-2		
3 Yellow	TJA3.5-3			TJA3.5-3		
... Yellow	.....			.....		
10	TJA3.5-10			TJA3.5-10		
···(More than 10 integer digits) Yellow	.....			.....		
50 Yellow	TJA3.5-50			TJA3.5-50		
Front Marker	Order NO.			Order NO.		
5PCS	WS-TP1.5-5			WS-TP1.5-5		
Front Marker	Order NO.			Order NO.		
100PCS	*			*		
Front And Side Marker	Order NO.			Order NO.		
Printing Service	TMB3.5-100			TMB3.5-100		

Mark: (Total current which connects to all the wires, cannot be over rated current).

	2.5mm² Double Level Terminal Block			2.5mm² Double Level With Equipotential Bonder Terminal Block		
	Technical Parameter			Technical Parameter		
	Thickness	Width	Height	Thickness	Width	Height
	5.2	68.2	47.4	5.2	68.2	47.4
	IEC	UL		IEC	UL	
	500	600		500	600	
	22	20		22	20	
	Solid	Fine Stranded	Furrule	Solid	Fine Stranded	Furrule
	0.2-4	0.2-2.5	0.2-2.5	0.2-4	0.2-2.5	0.2-2.5
	26-12	26-14	26-14	26-12	26-14	26-14
		V0			V0	
		8-10			8-10	
	Order Information			Order Information		
	Order NO.			Order NO.		
	TPD2.5-2-GY			TPD2.5-2-PV(Black)		
	TPD2.5-2-OG			*		
	TPD2.5-2-BU			*		
	Accessory			Accessory		
	Order NO.			Order NO.		
	TPD2.5-2-GY-EA			TPD2.5-2-GY-EA		
	TPD2.5-2-OG-EA			TPD2.5-2-OG-EA		
	TPD2.5-2-BU-EA			TPD2.5-2-BU-EA		
	Order NO.			Order NO.		
	*			*		
	Order NO.			Order NO.		
	TPZJ2.5-2			TPZJ2.5-2		
	Order NO.			Order NO.		
	TJA5.2-2			TJA5.2-2		
	TJA5.2-3			TJA5.2-3		
	.....			.....		
	TJA5.2-10			TJA5.2-10		
	*			*		
	*			*		
	Order NO.			Order NO.		
	WS-TP2.5-5			WS-TP2.5-5		
	Order NO.			Order NO.		
	*			*		
	Order NO.			Order NO.		
	TMB5.2-120			TMB5.2-120		

Mark: (Total current which connects to all the wires, cannot be over rated current).

TP Rail-mounted terminal blocks with spring-cage clamp







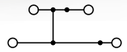







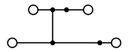

		4mm² Double Level Terminal Block			4mm² Double Level With Equipotential Bonder Terminal Block		
Size		Technical Parameter			Technical Parameter		
		Thickness	Width	Height	Thickness	Width	Height
Note:Height With DIN Rail NS 35/7.5	[mm]	6.2	84	47.6	6.2	84	47.6
Rated Parameters		IEC	UL		IEC	UL	
Rated Voltage	[V]	500	600		500	600	
Rated Current	[A]	28	28		28	28	
Wire Range		Solid	Fine Stranded	Furrule	Solid	Fine Stranded	Furrule
	[mm²]	0.2-6	0.2-4	0.2-4	0.2-6	0.2-4	0.2-4
	[AWG]	24-10	24-10	24-10	24-10	24-10	24-10
Other Parameters							
Insulating Material / Flame Retardant Grade, Conforming To UL94			V0			V0	
Strip length	[mm]		12			12	
		Order Information			Order Information		
Product	Colour	Order NO.			Order NO.		
Can Be Used For DIN Rail NS 35/7.5	Gray	TPD4-2-GY			TPD4-2-PV(Black)		
	Orange	TPD4-2-OG			*		
	Blue	TPD4-2-BU			*		
		Accessory			Accessory		
Cover Plate		Order NO.			Order NO.		
Thickness2.2mm	Gray	TPD4-2-GY-EA			TPD4-2-GY-EA		
	Orange	TPD4-2-OG-EA			TPD4-2-OG-EA		
	Blue	TPD4-2-BU-EA			TPD4-2-BU-EA		
Compensatory Plate		Order NO.			Order NO.		
Thickness1.00mm	Gray	*			*		
Marker Stents		Order NO.			Order NO.		
	Gray	*			*		
Jumper							
Poles No.	Colour	Order NO.			Order NO.		
2	Yellow	TJA6.2-2			TJA6.2-2		
3	Yellow	TJA6.2-3			TJA6.2-3		
...	Yellow	.....			.....		
10	.....	TJA6.2-10			TJA6.2-10		
...(More than 10 integer digits)	Yellow	*			*		
50	Yellow	*			*		
Front Marker		Order NO.			Order NO.		
5PCS		WS-TP4-5			WS-TP4-5		
Lightning Marker		Order NO.			Order NO.		
10PCS		*			*		
Front And Side Marker		Order NO.			Order NO.		
Printing Service		TMB6.2-100			TMB6.2-100		

Mark: (Total current which connects to all the wires, cannot be over rated current).

		2.5mm² Double level Terminal Block, 3 connection poles on each level			2.5mm² Double level With Equipotential Bonder Terminal Block,3 connection poles on each level		
		Technical Parameter			Technical Parameter		
		Thickness	Width	Height	Thickness	Width	Height
		5.2	88.7	47.4	5.2	88.7	47.4
		IEC	UL		IEC	UL	
		500	600		500	600	
		22	20		22	20	
		Solid	Fine Stranded	Furrule	Solid	Fine Stranded	Furrule
		0.2-4	0.2-2.5	0.2-2.5	0.2-4	0.2-2.5	0.2-2.5
		28-12	28-12	28-12	28-12	28-12	28-12
			V0			V0	
			8-10			8-10	
		Order Information			Order Information		
		Order NO.			Order NO.		
		TPD2.5-3-GY			TPD2.5-3-PV(Black)		
		TPD2.5-3-OG			*		
		TPD2.5-3-BU			*		
		Accessory			Accessory		
		Order NO.			Order NO.		
		TPD2.5-3-GY-EA			TPD2.5-3-GY-EA		
		TPD2.5-3-OG-EA			TPD2.5-3-OG-EA		
		TPD2.5-3-BU-EA			TPD2.5-3-BU-EA		
		Order NO.			Order NO.		
		*			*		
		Order NO.			Order NO.		
		TPZJ2.5-2			TPZJ2.5-2		
		Order NO.			Order NO.		
		TJA5.2-2			TJA5.2-2		
		TJA5.2-3			TJA5.2-3		
		.....			.....		
		TJA5.2-10			TJA5.2-10		
		*			*		
		*			*		
		Order NO.			Order NO.		
		WS-TP2.5-5			WS-TP2.5-5		
		Order NO.			Order NO.		
		*			*		
		Order NO.			Order NO.		
		TMB5.2-120			TMB5.2-120		

Mark: (Total current which connects to all the wires, cannot be over rated current).



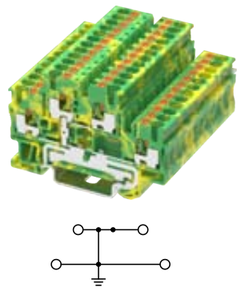

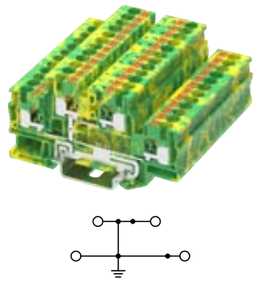

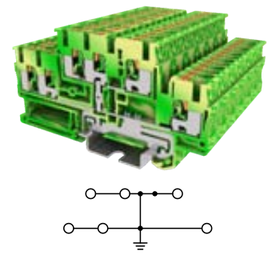

	1.5mm² Double Level Ground Terminal Block			2.5mm² Double Level Ground Terminal Block			4mm² Double Level Ground Terminal Block			2.5mm² Double level Ground Terminal Block, 3 connection poles on each level		
Size	Technical Parameter			Technical Parameter			Technical Parameter			Technical Parameter		
[mm]	Thickness	Width	Height	Thickness	Width	Height	Thickness	Width	Height	Thickness	Width	Height
Note:Height With DIN Rail NS 35/7.5	3.5	65.4	42.6	5.2	68.2	47.4	6.2	84	47.6	5.2	88.7	47.4
Rated Parameters	IEC	UL		IEC	UL		IEC	UL		IEC	UL	
Rated Voltage [V]	*	*		*	*		*	*		*	*	
Rated Current [A]	*	*		*	*		*	*		*	*	
Wire Range	Solid	Fine Stranded	Furrule	Solid	Fine Stranded	Furrule	Solid	Fine Stranded	Furrule	Solid	Fine Stranded	Furrule
[mm²]	0.2-1.5	0.2-1.5	0.2-1.0	0.2-4	0.2-2.5	0.2-2.5	0.2-6	0.2-4	0.2-4	0.2-4	0.2-2.5	0.2-2.5
[AWG]	26-14	26-14	26-14	26-12	26-14	26-14	24-10	24-10	24-10	28-12	28-12	28-12
Other Parameters												
Insulating Material / Flame Retardant Grade, Conforming To UL94	V0			V0			V0			V0		
Strip length [mm]	8-10			8-10			12			8-10		
Product	Order Information			Order Information			Order Information			Order Information		
Colour	Order NO.			Order NO.			Order NO.			Order NO.		
Yellow green	TPD1.5-2-PE			TPD2.5-2-PE			TPD4-2-PE			TPD2.5-3-PE		
Can Be Used For DIN Rail	*			*			*			*		
NS 35/7.5	*			*			*			*		
	Accessory			Accessory			Accessory			Accessory		
Cover Plate	Order NO.			Order NO.			Order NO.			Order NO.		
Gray	TPD1.5-2-GY-EA			TPD2.5-2-GY-EA			TPD4-2-GY-EA			TPD2.5-3-GY-EA		
Thickness2.2mm Orange	TPD1.5-2-OG-EA			TPD2.5-2-OG-EA			TPD4-2-OG-EA			TPD2.5-3-OG-EA		
Blue	TPD1.5-2-BU-EA			TPD2.5-2-BU-EA			TPD4-2-BU-EA			TPD2.5-3-BU-EA		
Compensatory Plate	Order NO.			Order NO.			Order NO.			Order NO.		
Thickness1.00mm Gray	*			*			*			*		
Marker Stents	Order NO.			Order NO.			Order NO.			Order NO.		
Gray	*			TPZJ2.5-2			*			TPZJ2.5-2		
Jumper												
Poles No. Colour	Order NO.			Order NO.			Order NO.			Order NO.		
2 Yellow	*			TJA5.2-2			TJA6.2-2			TJA5.2-2		
3 Yellow	*			TJA5.2-3			TJA6.2-3			TJA5.2-3		
... Yellow	.....			.....			.....			.....		
10	*			TJA5.2-10			TJA6.2-10			TJA5.2-10		
···(More than 10 integer digits) Yellow	.....			*			*			*		
50 Yellow	*			*			*			*		
Front Marker	Order NO.			Order NO.			Order NO.			Order NO.		
5PCS	WS-TP1.5-5			WS-TP2.5-5			WS-TP4-5			WS-TP2.5-5		
Front Marker	Order NO.			Order NO.			Order NO.			Order NO.		
100PCS	*			*			*			*		
Front And Side Marker	Order NO.			Order NO.			Order NO.			Order NO.		
Printing Service	TMB3.5-100			TMB5.2-120			TMB6.2-100			TMB5.2-120		

Mark: (Total current which connects to all the wires, cannot be over rated current).

Mark: (Total current which connects to all the wires, cannot be over rated current).

TP Rail-mounted terminal blocks with spring-cage clamp







	Double level angled type terminal block 4-wire			Double level angled type terminal block 8-wire			Double level angled type terminal block with equipotential bonder 4-wire		
	Technical Parameter			Technical Parameter			Technical Parameter		
Size	Thickness	Width	Height	Thickness	Width	Height	Thickness	Width	Height
[mm] Note:Height With DIN Rail NS 35/7.5	5.2	81	54.6	5.2	115.2	54.6	5.2	81	54.6
Rated Parameters	IEC	UL		IEC	UL		IEC	UL	
Rated Voltage [V]	500	300		800	600		500	300	
Rated Current [A]	22	20		20	20		22	20	
Wire Range	Solid	Fine Stranded	Furrule	Solid	Fine Stranded	Furrule	Solid	Fine Stranded	Furrule
[mm^2]	0.2-4.0	0.2-2.5	0.2-2.5	0.2-4.0	0.2-2.5	0.2-2.5	0.2-4.0	0.2-2.5	0.2-2.5
[AWG]	26-12	26-12	26-12	26-12	26-12	26-12	26-12	26-12	26-12
Other Parameters									
Insulating Material / Flame Retardant Grade, Conforming To UL94		V0			V0			V0	
Strip length [mm]		10			8-10			10	
	Order Information			Order Information			Order Information		
Product Colour	Order NO.			Order NO.			Order NO.		
Gray	TPDS2.5-2-GY			TPDS2.5-4-GY			TPDS2.5-2-PV-GY		
Can Be Used For DIN Rail NS 35/7.5 Orange	TPDS2.5-2-OG			TPDS2.5-4-OG			TPDS2.5-2-PV-OG		
Blue	TPDS2.5-2-BU			TPDS2.5-4-BU			TPDS2.5-2-PV-BU		
	Accessory			Accessory			Accessory		
Cover Plate	Order NO.			Order NO.			Order NO.		
Gray	TPDS2.5-2-GY-EA			TPDS2.5-4-GY-EC			TPDS2.5-2-GY-EA		
Thickness2.2mm Orange	TPDS2.5-2-OG-EA			TPDS2.5-4-OG-EC			TPDS2.5-2-OG-EA		
Blue	TPDS2.5-2-BU-EA			*			TPDS2.5-2-BU-EA		
Compensatory Plate	Order NO.			Order NO.			Order NO.		
Thickness1.00mm Gray	*			*			*		
Jumper									
Poles No. Colour	Order NO.			Order NO.			Order NO.		
2 Yellow	TJA5.2-2			TJA5.2-2			TJA5.2-2		
3 Yellow	TJA5.2-3			TJA5.2-3			TJA5.2-3		
4 Yellow	TJA5.2-4			TJA5.2-4			TJA5.2-4		
... .	.....			.....			...		
9 Yellow	TJA5.2-9			TJA5.2-9			TJA5.2-9		
10 Yellow	TJA5.2-10			TJA5.2-10			TJA5.2-10		
Front Marker	Order NO.			Order NO.			Order NO.		
5PCS	WS-TP2.5-5			WS-TP2.5-5			WS-TP2.5-5		
Lightning Marker	Order NO.			Order NO.			Order NO.		
10PCS	305801			305801			305801		
Winding marking (50 meters/roll)	TMZ9.6-50			TMZ9.6-50			TMZ9.6-50		
Front And Side Marker	Order NO.			Order NO.			Order NO.		
Printing Service	TMB5.2-120			TMB5.2-120			TMB5.2-120		

Mark: (Total current which connects to all the wires, cannot be over rated current).







	Double level angled type terminal block with equipotential bonder 8-wire	Double level angled type ground terminal block 4-wire	Double level angled type ground terminal block 8-wire
	技术参数Technical Parameter	技术参数Technical Parameter	技术参数Technical Parameter
	Thickness Width Height	Thickness Width Height	Thickness Width Height
	5.2 115.2 54.6	5.2 81 54.6	5.2 115.2 54.6
	IEC UL	IEC UL	IEC UL
	800 600	* *	* *
	20 20	* *	* *
	Solid Fine Stranded Furrule	Solid Fine Stranded Furrule	Solid Fine Stranded Furrule
	0.2-4.0 0.2-2.5 0.2-2.5	0.2-4.0 0.2-2.5 0.2-2.5	0.2-4.0 0.2-2.5 0.2-2.5
	26-12 26-12 26-12	26-12 26-12 26-12	26-12 26-12 26-12
	V0	V0	V0
	8-10	10	8-10
	Order Information	Order Information	Order Information
	Order NO.	Order NO.	Order NO.
	TPDS2.5-4-PV(Black)	TPDS2.5-2-PE(Yellow green)	TPDS2.5-4-PE(Yellow green)
	*		*
	*		*
	Accessory	Accessory	Accessory
	Order NO.	Order NO.	Order NO.
	TPDS2.5-4-GY-EC	TPDS2.5-2-GY-EA	TPDS2.5-4-GY-EC
	TPDS2.5-4-OG-EC	TPDS2.5-2-OG-EA	TPDS2.5-4-OG-EC
	*	TPDS2.5-2-BU-EA	*
	Order NO.	Order NO.	Order NO.
	*	*	*
	Order NO.	Order NO.	Order NO.
	TJA5.2-2	TJA5.2-2	TJA5.2-2
	TJA5.2-3	TJA5.2-3	TJA5.2-3
	TJA5.2-4	TJA5.2-4	TJA5.2-4
	.....	...	.....
	TJA5.2-9	TJA5.2-9	TJA5.2-9
	TJA5.2-10	TJA5.2-10	TJA5.2-10
	Order NO.	Order NO.	Order NO.
	WS-TP2.5-5	WS-TP2.5-5	WS-TP2.5-5
	Order NO.	Order NO.	Order NO.
	305801	305801	305801
	TMZ9.6-50	TMZ9.6-50	TMZ9.6-50
	Order NO.	Order NO.	Order NO.
	TMB5.2-120	TMB5.2-120	TMB5.2-120

Mark: (Total current which connects to all the wires, cannot be over rated current).

TP Rail-mounted terminal blocks with spring-cage clamp





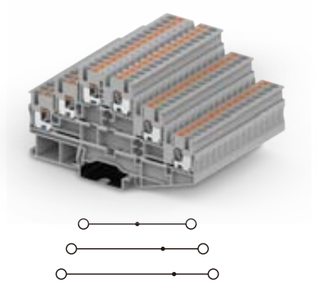





		1.5mm² Triple Level Terminal Block			1.5mm² Triple Level With Equipotential Bonder Terminal Block			2.5mm² Triple Level Terminal Block			2.5mm² Triple Level With Equipotential Bonder Terminal Block			2.5mm² Triple Level Angled Type Terminal Block		
Technical Parameter																
Size		Thickness	Width	Height	Thickness	Width	Height	Thickness	Width	Height	Thickness	Width	Height	Thickness	Width	Height
Note: Height With DIN Rail NS 35/7.5	[mm]	3.5	97.25	53.2	3.5	97.25	53.2	5.2	101.5	58	5.2	101.5	58	5.2	89.4	92.6
Rated Parameters		IEC	UL		IEC	UL		IEC	UL		IEC	UL		IEC	UL	
Rated Voltage	[V]	500	300		500	300		500	300		500	300		800	600	
Rated Current	[A]	16	15		16	15		20	20		20	20		20	20	
Wire Range		Solid	Fine Stranded	Furrule	Solid	Fine Stranded	Furrule	Solid	Fine Stranded	Furrule	Solid	Fine Stranded	Furrule	Solid	Fine Stranded	Furrule
	[mm²]	0.2-1.5	0.2-1.5	0.2-1.0	0.2-1.5	0.2-1.5	0.2-1.0	0.2-4	0.2-2.5	0.2-2.5	0.2-4	0.2-2.5	0.2-2.5	0.2-4	0.2-2.5	0.2-2.5
	[AWG]	26-14	26-14	26-14	26-14	26-14	26-14	26-12	26-12	26-12	26-12	26-12	26-12	26-12	26-12	26-12
Other Parameters																
Insulating Material / Flame Retardant Grade, Conforming To UL94			V0			V0			V0			V0			V0	
Strip length	[mm]		8-10			8-10			8-10			8-10			8-10	
Order Information																
Product	Colour	Order NO.			Order NO.			Order NO.			Order NO.			Order NO.		
Can Be Used For DIN Rail NS 35/7.5	Gray	TPT1.5-2-GY			TPT1.5-2-PV-GY			TPT2.5-2-GY			TPT2.5-2-PV			TPTS2.5-2-GY		
	Orange	TPT1.5-2-OG			TPT1.5-2-PV-OG			TPT2.5-2-OG			*			TPTS2.5-2-OG		
	Blue	TPT1.5-2-BU			TPT1.5-2-PV-BU			TPT2.5-2-BU			*			TPTS2.5-2-BU		
Accessory																
Cover Plate		Order NO.			Order NO.			Order NO.			Order NO.			Order NO.		
Thickness2.2mm	Gray	TPT1.5-2-GY-EA			TPT1.5-2-GY-EA			TPT2.5-2-GY-EA			TPT2.5-2-GY-EA			TPTS2.5-2-GY-EC		
	Orange	TPT1.5-2-OG-EA			TPT1.5-2-OG-EA			TPT2.5-2-OG-EA			TPT2.5-2-OG-EA			TPTS2.5-2-OG-EC		
	Blue	TPT1.5-2-BU-EA			TPT1.5-2-BU-EA			TPT2.5-2-BU-EA			TPT2.5-2-BU-EA					
Compensatory Plate		Order NO.			Order NO.			Order NO.			Order NO.			Order NO.		
Thickness1.00mm	Gray	*			*			*			*			*		
Marker Stents		Order NO.			Order NO.			Order NO.			Order NO.			Order NO.		
	Gray	*			*			TPZJ2.5-2			TPZJ2.5-2			TPZJ2.5-3		
Jumper																
Poles No.	Colour	Order NO.			Order NO.			Order NO.			Order NO.			Order NO.		
2	Yellow	TJA3.5-2			TJA3.5-2			TJA5.2-2			TJA5.2-2			TJA5.2-2		
3	Yellow	TJA3.5-3			TJA3.5-3			TJA5.2-3			TJA5.2-3			TJA5.2-3		
...	Yellow	.....			.....			.....			.....			.....		
10	.....	TJA3.5-10			TJA3.5-10			TJA5.2-10			TJA5.2-10			TJA5.2-10		
... (More than 10 integer digits)	Yellow	.....			.....			.....			.....			.....		
50	Yellow	TJA3.5-50			TJA3.5-50			*			*			*		
Front Marker		Order NO.			Order NO.			Order NO.			Order NO.			Order NO.		
5PCS		WS-TP1.5-5			WS-TP1.5-5			WS-TP2.5-5			WS-TP2.5-5			WS-TP2.5-5		
Front Marker		Order NO.			Order NO.			Order NO.			Order NO.			Order NO.		
100PCS		*			*			*			*			305801		
Front And Side Marker		Order NO.			Order NO.			Order NO.			Order NO.			Order NO.		
Printing Service		TMB3.5-100			TMB3.5-100			TMB5.2-120			TMB5.2-120			TMB5.2-120		

Mark: (Total current which connects to all the wires, cannot be over rated current).

Mark: (Total current which connects to all the wires, cannot be over rated current).



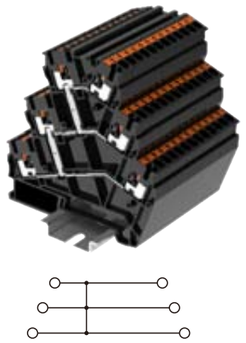







	2.5mm² Triple level angled type terminal block with marker carrier			2.5mm² Triple level angled type terminal block with equipotential bonder			2.5mm² Triple level angled type terminal block with equipotential bonder and marker carrier			2.5mm² Quadruple level angled type terminal block with grounding foot			2.5mm² Quadruple level angled type terminal block with grounding foot and marker carrier		
	Technical Parameter			Technical Parameter			Technical Parameter			Technical Parameter			Technical Parameter		
Size	Thickness	Width	Height	Thickness	Width	Height	Thickness	Width	Height	Thickness	Width	Height	Thickness	Width	Height
[mm] Note: Height With DIN Rail NS 35/7.5	5.2	89.4	107.5	5.2	89.4	92.6	5.2	89.4	107.5	5.2	99.4	92.6	5.2	99.4	107.5
Rated Parameters	IEC	UL		IEC	UL		IEC	UL		IEC	UL		IEC	UL	
Rated Voltage [V]	800	600		800	600		800	600		800	600		800	600	
Rated Current [A]	20	20		20	20		20	20		20	20		20	20	
Wire Range	Solid	Fine Stranded	Furrule	Solid	Fine Stranded	Furrule	Solid	Fine Stranded	Furrule	Solid	Fine Stranded	Furrule	Solid	Fine Stranded	Furrule
[mm²]	0.2-4	0.2-2.5	0.2-2.5	0.2-4	0.2-2.5	0.2-2.5	0.2-4	0.14-2.5	0.14-2.5	0.2-4	0.2-2.5	0.2-2.5	0.2-4	0.2-2.5	0.2-2.5
[AWG]	26-12	26-12	26-12	26-12	26-12	26-12	26-12	26-12	26-12	26-12	26-12	26-12	26-12	26-12	26-12
Other Parameters															
Insulating Material / Flame Retardant Grade, Conforming To UL94		V0			V0			V0			V0			V0	
Strip length [mm]		8-10			8-10			8-10			8-10			8-10	
	Order Information			Order Information			Order Information			Order Information			Order Information		
Product Colour	Order NO.			Order NO.			Order NO.			Order NO.			Order NO.		
Gray	TPTS2.5-2T-GY			TPTS2.5-2T-PV(Black)			TPTS2.5-2T-PV(Black)			TPFS2.5-2-GY			TPFS2.5-2T-GY		
Can Be Used For DIN Rail NS 35/7.5 Orange	TPTS2.5-2T-OG			*			*			TPFS2.5-2-OG			TPFS2.5-2T-OG		
Blue	TPTS2.5-2T-BU			*			*			TPFS2.5-2-BU			TPFS2.5-2T-BU		
	Accessory			Accessory			Accessory			Accessory			Accessory		
Cover Plate	Order NO.			Order NO.			Order NO.			Order NO.			Order NO.		
Gray	TPTS2.5-2-GY-EC			TPTS2.5-2-GY-EC			TPTS2.5-2-GY-EC			TPFS2.5-2-GY-EC			TPFS2.5-2-GY-EC		
Thickness2.2mm Orange	TPTS2.5-2-OG-EC			TPTS2.5-2-OG-EC			TPTS2.5-2-OG-EC			TPFS2.5-2-OG-EC			TPFS2.5-2-OG-EC		
Blue	*			*			*			*			*		
Compensatory Plate	Order NO.			Order NO.			Order NO.			Order NO.			Order NO.		
Thickness1.00mm Gray	*			*			*			*			*		
Marker Stents	Order NO.			Order NO.			Order NO.			Order NO.			Order NO.		
Gray	*			TPZJ2.5-3			*			TPZJ2.5-3			*		
Jumper															
Poles No. Colour	Order NO.			Order NO.			Order NO.			Order NO.			Order NO.		
2 Yellow	TJA5.2-2			TJA5.2-2			TJA5.2-2			TJA5.2-2			TJA5.2-2		
3 Yellow	TJA5.2-3			TJA5.2-3			TJA5.2-3			TJA5.2-3			TJA5.2-3		
4 Yellow	TJA5.2-4			TJA5.2-4			TJA5.2-4			TJA5.2-4			TJA5.2-4		
... .	.....			.....			.....			.....			.....		
9 Yellow	TJA5.2-9			TJA5.2-9			TJA5.2-9			TJA5.2-9			TJA5.2-9		
10 Yellow	TJA5.2-10			TJA5.2-10			TJA5.2-10			TJA5.2-10			TJA5.2-10		
Front Marker	Order NO.			Order NO.			Order NO.			Order NO.			Order NO.		
5PCS	WS-TP2.5-5			WS-TP2.5-5			WS-TP2.5-5			WS-TP2.5-5			WS-TP2.5-5		
Front Marker	Order NO.			Order NO.			Order NO.			Order NO.			Order NO.		
100PCS	305801			305801			305801			305801			305801		
Front And Side Marker	Order NO.			Order NO.			Order NO.			Order NO.			Order NO.		
Printing Service	TMB5.2-120			TMB5.2-120			TMB5.2-120			TMB5.2-120			TMB5.2-120		

Mark: (Total current which connects to all the wires, cannot be over rated current).

Mark: (Total current which connects to all the wires, cannot be over rated current).



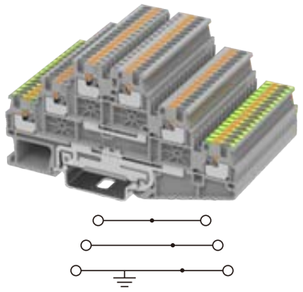

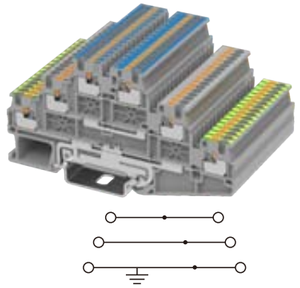

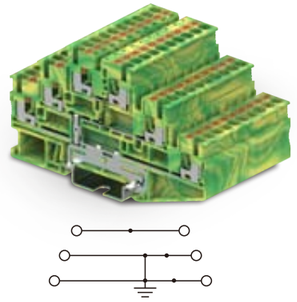

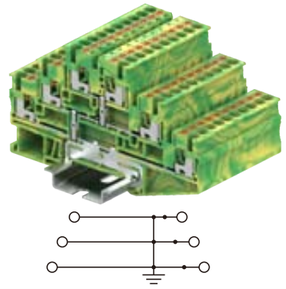

		1.5mm² Triple Level Ground Terminal Block			1.5mm² Triple Level Ground And Terminal Block			1.5mm² Triple Level Ground And Terminal Block			2.5mm² Triple Level Ground Terminal Block			2.5mm² Triple Level With Equipotential Bonder Ground Terminal Block		
Technical Parameter																
Size		Thickness	Width	Height	Thickness	Width	Height	Thickness	Width	Height	Thickness	Width	Height	Thickness	Width	Height
Note:Height With DIN Rail NS 35/7.5	[mm]	3.5	97.25	53.2	5.2	97.25	53.2	3.5	97.25	53.2	5.2	101.5	58	5.2	101.5	58
Rated Parameters		IEC	UL		IEC	UL		IEC	UL		IEC	UL		IEC	UL	
Rated Voltage	[V]	500	300		500	300		500	300		*	*		*	*	
Rated Current	[A]	*	*		16	15		16	15		*	*		*	*	
Wire Range		Solid	Fine Stranded	Furrule	Solid	Fine Stranded	Furrule	Solid	Fine Stranded	Furrule	Solid	Fine Stranded	Furrule	Solid	Fine Stranded	Furrule
	[mm²]	0.2-1.5	0.2-1.5	0.2-1.0	0.2-1.5	0.2-1.5	0.2-1.0	0.2-1.5	0.2-1.5	0.2-1.0	0.2-4	0.2-2.5	0.2-2.5	0.2-4	0.2-2.5	0.2-2.5
	[AWG]	26-14	26-14	26-14	26-14	26-14	26-14	26-14	26-14	26-14	26-12	26-12	26-12	26-12	26-12	26-12
Other Parameters																
Insulating Material / Flame Retardant Grade, Conforming To UL94		V0			V0			V0			V0			V0		
Strip length	[mm]	8-10			8-10			8-10			8-10			8-10		
Order Information																
Product	Colour	Order NO.			Order NO.			Order NO.			Order NO.			Order NO.		
	Yellow green	TPT1.5-2-PE			TPT1.5-2-PET			TPT1.5-2-PET/N			TPT2.5-2-PL			TPT2.5-2-PE		
Can Be Used For DIN Rail NS 35/7.5		*			*			*			*			*		
		*			*			*			*			*		
Accessory																
Cover Plate		Order NO.			Order NO.			Order NO.			Order NO.			Order NO.		
Thickness2.2mm	Gray	TPT1.5-2-GY-EA			TPT1.5-2-GY-EA			TPT1.5-2-GY-EA			TPT2.5-2-GY-EA			TPT2.5-2-GY-EA		
	Orange	TPT1.5-2-OG-EA			TPT1.5-2-OG-EA			TPT1.5-2-OG-EA			TPT2.5-2-OG-EA			TPT2.5-2-OG-EA		
	Blue	TPT1.5-2-BU-EA			TPT1.5-2-BU-EA			TPT1.5-2-BU-EA			TPT2.5-2-BU-EA			TPT2.5-2-BU-EA		
Compensatory Plate		Order NO.			Order NO.			Order NO.			Order NO.			Order NO.		
Thickness1.00mm	Gray	*			*			*			*			*		
Marker Stents		Order NO.			Order NO.			Order NO.			Order NO.			Order NO.		
	Gray	*			*			*			TPZJ2.5-2			TPZJ2.5-2		
Jumper																
Poles No.	Colour	Order NO.			Order NO.			Order NO.			Order NO.			Order NO.		
2	Yellow	TJA3.5-2			TJA3.5-2			TJA3.5-2			TJA5.2-2			TJA5.2-2		
3	Yellow	TJA3.5-3			TJA3.5-3			TJA3.5-3			TJA5.2-3			TJA5.2-3		
...	.....	.....			.....			.....			.....			.....		
10	Yellow	TJA3.5-10			TJA3.5-10			TJA3.5-10			TJA5.2-10			TJA5.2-10		
... (More than 10 integer digits)	.....	.....			.....			.....			.....			.....		
50	Yellow	TJA3.5-50			TJA3.5-50			TJA3.5-50			*			*		
Front Marker		Order NO.			Order NO.			Order NO.			Order NO.			Order NO.		
5PCS		WS-TP1.5-5			WS-TP1.5-5			WS-TP1.5-5			WS-TP2.5-5			WS-TP2.5-5		
Front Marker		Order NO.			Order NO.			Order NO.			Order NO.			Order NO.		
100PCS		*			*			*			*			*		
Front And Side Marker		Order NO.			Order NO.			Order NO.			Order NO.			Order NO.		
Printing Service		TMB3.5-100			TMB3.5-100			TMB3.5-100			TMB5.2-120			TMB5.2-120		

Mark: (Total current which connects to all the wires, cannot be over rated current).

Mark: (Total current which connects to all the wires, cannot be over rated current).





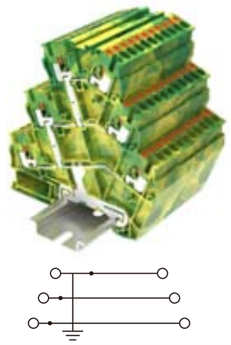

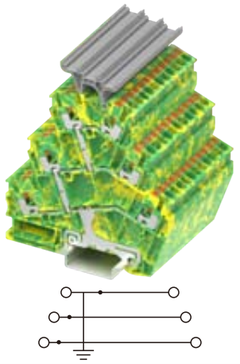

	2.5mm² Tripe level angled type ground terminal block	2.5mm² Tripe level angled type ground terminal block with marker carrier	2.5mm² Tripe level angled type ground terminal block with equipotential bonder	2.5mm² Tripe level angled type ground terminal block with equipotential bonder and marker carrier
Technical Parameter				
Size	Thickness / Width / Height	Thickness / Width / Height	Thickness / Width / Height	Thickness / Width / Height
[mm] Note：Height With DIN Rail NS 35/7.5	5.2 / 89.4 / 92.6	5.2 / 89.4 / 107.5	5.2 / 89.4 / 92.6	5.2 / 89.4 / 107.5
Rated Parameters	IEC / UL	IEC / UL	IEC / UL	IEC / UL
Rated Voltage [V]	* / *	* / *	* / *	* / *
Rated Current [A]	* / *	* / *	* / *	* / *
Wire Range	Solid / Fine Stranded / Furrule	Solid / Fine Stranded / Furrule	Solid / Fine Stranded / Furrule	Solid / Fine Stranded / Furrule
[mm²]	0.2-4 / 0.2-2.5 / 0.2-2.5	0.2-4 / 0.2-2.5 / 0.2-2.5	0.2-4 / 0.2-2.5 / 0.2-2.5	0.2-4 / 0.14-2.5 / 0.2-2.5
[AWG]	26-12 / 26-12 / 26-12	26-12 / 26-12 / 26-12	26-12 / 26-12 / 26-12	26-12 / 26-12 / 26-12
Other Parameters				
Insulating Material / Flame Retardant Grade, Conforming To UL94	V0	V0	V0	V0
Strip length [mm]	8-10	8-10	8-10	8-10
Order Information				
Product Colour	Order NO.	Order NO.	Order NO.	Order NO.
Yellow green	TPTS2.5-2-PET	TPTS2.5-2T-PET	TPTS2.5-2-PE	TPTS2.5-2T-PE
Can Be Used For DIN Rail NS 35/7.5	* / *	* / *	* / *	* / *
Accessory				
Cover Plate	Order NO.	Order NO.	Order NO.	Order NO.
Gray	TPTS2.5-2-GY-EC	TPTS2.5-2-GY-EC	TPTS2.5-2-GY-EC	TPTS2.5-2-GY-EC
Thickness2.2mm Orange	TPTS2.5-2-OG-EC	TPTS2.5-2-OG-EC	TPTS2.5-2-OG-EC	TPTS2.5-2-OG-EC
Blue				
Compensatory Plate	Order NO.	Order NO.	Order NO.	Order NO.
Thickness1.00mm Gray	*	*	*	*
Marker Stents	Order NO.	Order NO.	Order NO.	Order NO.
Gray	TPZJ2.5-3	*	TPZJ2.5-3	*
Jumper				
Poles No. Colour	Order NO.	Order NO.	Order NO.	Order NO.
2 Yellow	TJA5.2-2	TJA5.2-2	TJA5.2-2	TJA5.2-2
3 Yellow	TJA5.2-3	TJA5.2-3	TJA5.2-3	TJA5.2-3
4 Yellow	TJA5.2-4	TJA5.2-4	TJA5.2-4	TJA5.2-4
... .	.....	.....	.....	.....
9 Yellow	TJA5.2-9	TJA5.2-9	TJA5.2-9	TJA5.2-9
10 Yellow	TJA5.2-10	TJA5.2-10	TJA5.2-10	TJA5.2-10
Front Marker	Order NO.	Order NO.	Order NO.	Order NO.
5PCS	WS-TP2.5-5	WS-TP2.5-5	WS-TP2.5-5	WS-TP2.5-5
Front Marker	Order NO.	Order NO.	Order NO.	Order NO.
100PCS	305801	305801	305801	305801
Front And Side Marker	Order NO.	Order NO.	Order NO.	Order NO.
Printing Service	TMB5.2-120	TMB5.2-120	TMB5.2-120	TMB5.2-120

Mark: (Total current which connects to all the wires, cannot be over rated current).

Mark: (Total current which connects to all the wires, cannot be over rated current).







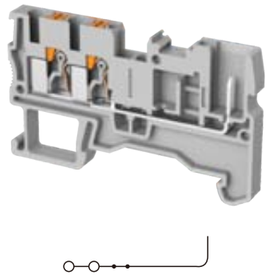



		1.5mm² 1-1 Carrier terminal block			2.5mm² 1-1 Carrier terminal block			2.5mm² 1-1 Carrier terminal block			2.5mm² 1-2 Double carrier terminal block			2.5mm² 2-2 Double carrier terminal block		
Size		Technical Parameter			Technical Parameter			Technical Parameter			Technical Parameter			Technical Parameter		
	[mm]	Thickness	Width	Height	Thickness	Width	Height	Thickness	Width	Height	Thickness	Width	Height	Thickness	Width	Height
Note:Height With DIN Rail NS 35/7.5		3.5	48.1	32	5.2	48.2	36.9	5.2	48.2	36.9	5.2	60.2	36.9	5.2	80.6	36.95
Rated Parameters		IEC	UL		IEC	UL		IEC	UL		IEC	UL		IEC	UL	
Rated Voltage	[V]	500	300		500	600		500	300		500	600		500	300	
Rated Current	[A]	17.5	15		24	20		24	20		24	20		24	20	
Wire Range		Solid	Fine Stranded	Furrule	Solid	Fine Stranded	Furrule	Solid	Fine Stranded	Furrule	Solid	Fine Stranded	Furrule	Solid	Fine Stranded	Furrule
	[mm²]	0.2-1.5	0.2-1.5	0.2-1	0.2-4	0.2-2.5	0.2-2.5	*	*	*	0.2-4	0.2-2.5	0.2-2.5	0.2-4	0.2-2.5	0.2-2.5
	[AWG]	26-14	26-14	26-14	26-12	26-12	26-12	*	*	*	26-12	26-12	26-12	26-12	26-12	26-12
Other Parameters																
Insulating Material / Flame Retardant Grade, Conforming To UL94			V0			V0			V0			V0			V0	
Strip length	[mm]		8-10			8-10			*			8-10			8-10	
		Order Information			Order Information			Order Information			Order Information			Order Information		
Product	Colour	Order NO.			Order NO.			Order NO.			Order NO.			Order NO.		
Can Be Used For DIN Rail NS 35/7.5	Gray	TP1.5-2-1-GY			TP2.5-2-1-GY			TP2.5-2-2-GY			TP2.5-3-1-GY			TP2.5-4-2-GY		
	Orange	TP1.5-2-1-OG			TP2.5-2-1-OG			TP2.5-2-2-OG			TP2.5-3-1-OG			TP2.5-4-2-OG		
	Blue	TP1.5-2-1-BU			TP2.5-2-1-BU			TP2.5-2-2-BU			TP2.5-3-1-BU			TP2.5-4-2-BU		
		Accessory			Accessory			Accessory			Accessory			Accessory		
Cover Plate		Order NO.			Order NO.			Order NO.			Order NO.			Order NO.		
Thickness2.2mm	Gray	TP1.5-2-1-GY-EA			TP2.5-2-1-GY-EA			TP2.5-2-1-GY-EA			TP2.5-3-1-GY-EA			TP2.5-4-2-GY-EA		
	Orange	TP1.5-2-1-OG-EA			TP2.5-2-1-OG-EA			TP2.5-2-1-OG-EA			TP2.5-3-1-OG-EA			TP2.5-4-2-OG-EA		
	Blue	TP1.5-2-1-BU-EA			TP2.5-2-1-BU-EA			TP2.5-2-1-BU-EA			TP2.5-3-1-BU-EA			TP2.5-4-2-BU-EA		
Compensatory Plate		Order NO.			Order NO.			Order NO.			Order NO.			Order NO.		
Thickness1.00mm	Gray	*			*			*			*			*		
Jumper																
Poles No.	Colour	Order NO.			Order NO.			Order NO.			Order NO.			Order NO.		
2	Yellow	TJA3.5-2			TJA5.2-2			TJA5.2-2			TJA5.2-2			TJA5.2-2		
3	Yellow	TJA3.5-3			TJA5.2-3			TJA5.2-3			TJA5.2-3			TJA5.2-3		
...	.....	.....			.....			.....			.....			.....		
10	Yellow	TJA3.5-10			TJA5.2-10			TJA5.2-10			TJA5.2-10			TJA5.2-10		
... (More than 10 integer digits)	.....	.....			*			*			*			*		
50	Yellow	TJA3.5-50			*			*			*			*		
Front Marker		Order NO.			Order NO.			Order NO.			Order NO.			Order NO.		
5PCS		WS-TP1.5-5			WS-TP2.5-5			*			WS-TP2.5-5			WS-TP2.5-5		
Front Marker		Order NO.			Order NO.			Order NO.			Order NO.			Order NO.		
100PCS		*			305801			305801			305801			305801		
Winding marking (50 meters/roll)		*			TMZ9.6-50			TMZ9.6-50			TMZ9.6-50			TMZ9.6-50		
Front And Side Marker		Order NO.			Order NO.			Order NO.			Order NO.			Order NO.		
Printing Service		TMB3.5-100			TMB5.2-120			TMB5.2-120			TMB5.2-120			TMB5.2-120		

Mark: (Total current which connects to all the wires, cannot be over rated current).

Mark: (Total current which connects to all the wires, cannot be over rated current).





		2.5mm² Double carrier terminal block			2.5mm² Double level with equipotential bonder carrier terminal block		
Size		Technical Parameter			Technical Parameter		
	[mm]	Thickness	Width	Height	Thickness	Width	Height
Note:Height With DIN Rail NS 35/7.5		5.2	72	47.4	5.2	72	47.4
Rated Parameters		IEC	UL		IEC	UL	
Rated Voltage	[V]	500	300		500	300	
Rated Current	[A]	22	20		22	20	
Wire Range		Solid	Fine Stranded	Furrule	Solid	Fine Stranded	Furrule
	[mm²]	0.2-4	0.2-2.5	0.2-2.5	0.2-4	0.2-2.5	0.2-2.5
	[AWG]	26-12	26-12	26-12	26-12	26-12	26-12
Other Parameters							
Insulating Material / Flame Retardant Grade, Conforming To UL94			V0			V0	
Strip length	[mm]		8-10			8-10	
		Order Information			Order Information		
Product	Colour	Order NO.			Order NO.		
Can Be Used For DIN Rail NS 35/7.5	Gray	TPD2.5-2-1-GY			TPD2.5-2-1-PV(Black)		
	Orange	TPD2.5-2-1-OG			*		
	Blue	TPD2.5-2-1-BU			*		
		Accessory			Accessory		
Cover Plate		Order NO.			Order NO.		
Thickness2.2mm	Gray	TPD2.5-2-1-GY-EA			TPD2.5-2-1-GY-EA		
	Orange	TPD2.5-2-1-OG-EA			TPD2.5-2-1-OG-EA		
	Blue	TPD2.5-2-1-BU-EA			TPD2.5-2-1-BU-EA		
Compensatory Plate		Order NO.			Order NO.		
Thickness1.00mm	Gray	*			*		
Jumper							
Poles No.	Colour	Order NO.			Order NO.		
2	Yellow	TJA5.2-2			TJA5.2-2		
3	Yellow	TJA5.2-3			TJA5.2-3		
4	Yellow	TJA5.2-4			TJA5.2-4		
...	.....	.....			.....		
9	Yellow	TJA5.2-9			TJA5.2-9		
10	Yellow	TJA5.2-10			TJA5.2-10		
Front Marker		Order NO.			Order NO.		
5PCS		WS-TP2.5-5			WS-TP2.5-5		
Front Marker		Order NO.			Order NO.		
100PCS		*			*		
Winding marking (50 meters/roll)		*			*		
Front And Side Marker		Order NO.			Order NO.		
Printing Service		TMB5.2-120			TMB5.2-120		



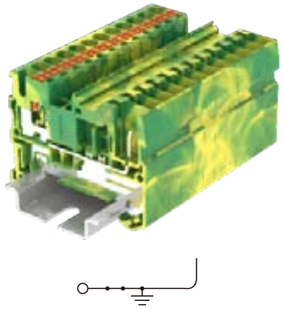

		1.5mm² 1-1 Carrier ground terminal block			2.5mm² 1-1 Carrier ground terminal block		
Size		Technical Parameter			Technical Parameter		
	[mm]	Thickness	Width	Height	Thickness	Width	Height
Note:Height With DIN Rail NS 35/7.5		3.5	48.1	32	5.2	48.2	36.9
Rated Parameters		IEC	UL		IEC	UL	
Rated Voltage	[V]	*	*		*	*	
Rated Current	[A]	*	*		*	*	
Wire Range	Furrule	Solid	Fine Stranded	Furrule	Solid	Fine Stranded	Furrule
	[mm²]	0.2-1.5	0.2-1.5	0.2-1	0.2-4	0.2-2.5	0.2-2.5
	[AWG]	26-14	26-14	26-14	26-12	26-12	26-12
Other Parameters							
Insulating Material / Flame Retardant Grade, Conforming To UL94			V0			V0	
Strip length	[mm]		8-10			8-10	
		Order Information			Order Information		
Product	Colour	Order NO.			Order NO.		
Can Be Used For DIN Rail NS 35/7.5	Yellow green	TP1.5-2-1-PE			TP2.5-2-1-PE		
	*	*			*		
	*	*			*		
		Accessory			Accessory		
Cover Plate		Order NO.			Order NO.		
Thickness2.2mm	Gray	TP1.5-2-1-GY-EA			TP2.5-2-1-GY-EA		
	Orange	TP1.5-2-2-OG-EA			TP2.5-2-1-OG-EA		
	Blue	TP1.5-2-1-BU-EA			TP2.5-2-1-BU-EA		
Compensatory Plate		Order NO.			Order NO.		
Thickness1.00mm	Gray	*			*		
Jumper							
Poles No.	Colour	Order NO.			Order NO.		
2	Yellow	TJA3.5-2			TJA5.2-2		
3	Yellow	TJA3.5-3			TJA5.2-3		
...	.....	.....			.....		
10	Yellow	TJA3.5-10			TJA5.2-10		
... (More than 10 integer digits)	.....	.....			*		
50	Yellow	TJA3.5-50			*		
Front Marker		Order NO.			Order NO.		
5PCS		WS-TP1.5-5			WS-TP2.5-5		
Front Marker		Order NO.			Order NO.		
100PCS		*			305801		
Winding marking (50 meters/roll)		*			TMZ9.6-50		
Front And Side Marker		Order NO.			Order NO.		
Printing Service		TMB3.5-100			TMB5.2-120		

Mark: (Total current which connects to all the wires, cannot be over rated current).

Mark: (Total current which connects to all the wires, cannot be over rated current).



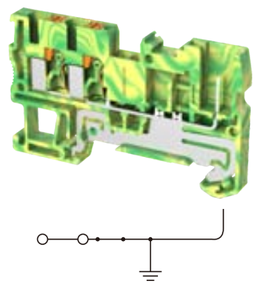



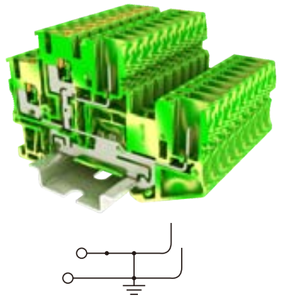

		2.5mm² 1-1 Carrier ground terminal block			2.5mm² 1-2 Double carrier ground terminal block		
		Technical Parameter			Technical Parameter		
Size		Thickness	Width	Height	Thickness	Width	Height
Note:Height With DIN Rail NS 35/7.5	[mm]	5.2	48.2	36.9	5.2	60.2	36.9
Rated Parameters		IEC	UL		IEC	UL	
Rated Voltage	[V]	*	*		*	*	
Rated Current	[A]	*	*		*	*	
Wire Range		Solid	Fine Stranded	Furrule	Solid	Fine Stranded	Furrule
	[mm²]	*	*	*	0.2-4	0.2-2.5	0.2-2.5
	[AWG]	*	*	*	26-12	26-12	26-12
Other Parameters							
Insulating Material / Flame Retardant Grade, Conforming To UL94			V0			V0	
Strip length	[mm]		*			8-10	
		Order Information			Order Information		
Product	Colour	Order NO.			Order NO.		
Can Be Used For DIN Rail NS 35/7.5	Yellow green	TP2.5-2-2-PE			TP2.5-3-1-PE		
	*	*			*		
	*	*			*		
		Accessory			Accessory		
Cover Plate		Order NO.			Order NO.		
Thickness2.2mm	Gray	TP2.5-2-1-GY-EA			TP2.5-3-1-GY-EA		
	Orange	TP2.5-2-1-OG-EA			TP2.5-3-1-OG-EA		
	Blue	TP2.5-2-1-BU-EA			TP2.5-3-1-BU-EA		
Compensatory Plate		Order NO.			Order NO.		
Thickness1.00mm	Gray	*			*		
Jumper							
Poles No.	Colour	Order NO.			Order NO.		
2	Yellow	TJA5.2-2			TJA5.2-2		
3	Yellow	TJA5.2-3			TJA5.2-3		
4	Yellow	TJA5.2-4			TJA5.2-4		
...	.....	.....			.....		
9	Yellow	TJA5.2-9			TJA5.2-9		
10	Yellow	TJA5.2-10			TJA5.2-10		
Front Marker		Order NO.			Order NO.		
5PCS		*			WS-TP2.5-5		
Front Marker		Order NO.			Order NO.		
100PCS		305801			305801		
Winding marking (50 meters/roll)		TMZ9.6-50			TMZ9.6-50		
Front And Side Marker		Order NO.			Order NO.		
Printing Service		TMB5.2-120			TMB5.2-120		

		2.5mm² 2-2 Double carrier ground terminal block			2.5mm² 1-1Double level carrier ground terminal block		
		Technical Parameter			Technical Parameter		
Size		Thickness	Width	Height	Thickness	Width	Height
Note: Height With DIN Rail NS 35/7.5	[mm]	5.2	80.6	36.95	5.2	72	47.4
Rated Parameters		IEC	UL		IEC	UL	
Rated Voltage	[V]	*	*		*	*	
Rated Current	[A]	*	*		*	*	
Wire Range	Furrule	Solid	Fine Stranded	Furrule	Solid	Fine Stranded	Furrule
	[mm²]	0.2-4	0.2-2.5	0.2-2.5	0.2-4	0.2-2.5	0.2-2.5
	[AWG]	26-12	26-12	26-12	26-12	26-12	26-12
Other Parameters							
Insulating Material / Flame Retardant Grade, Conforming To UL94			V0			V0	
Strip length	[mm]		8-10			8-10	
		Order Information			Order Information		
Product	Colour	Order NO.			Order NO.		
Can Be Used For DIN Rail NS 35/7.5	Yellow green	TP2.5-4-2-PE			TPD2.5-2-1-PE		
	*	*			*		
	*	*			*		
		Accessory			Accessory		
Cover Plate		Order NO.			Order NO.		
Thickness2.2mm	Gray	TP2.5-4-2-GY-EA			TPD2.5-2-1-GY-EA		
	Orange	TP2.5-4-2-OG-EA			TPD2.5-2-1-OG-EA		
	Blue	TP2.5-4-2-BU-EA			TPD2.5-2-1-BU-EA		
Compensatory Plate		Order NO.			Order NO.		
Thickness1.00mm	Gray	*			*		
Jumper							
Poles No.	Colour	Order NO.			Order NO.		
2	Yellow	TJA5.2-2			TJA5.2-2		
3	Yellow	TJA5.2-3			TJA5.2-3		
4	Yellow	TJA5.2-4			TJA5.2-4		
...	.....	.....			.....		
9	Yellow	TJA5.2-9			TJA5.2-9		
10	Yellow	TJA5.2-10			TJA5.2-10		
Front Marker		Order NO.			Order NO.		
5PCS		WS-TP2.5-5			WS-TP2.5-5		
Front Marker		Order NO.			Order NO.		
100PCS		305801			*		
Winding marking (50 meters/roll)		TMZ9.6-50			*		
Front And Side Marker		Order NO.			Order NO.		
Printing Service		TMB5.2-120			TMB5.2-120		

Mark: (Total current which connects to all the wires, cannot be over rated current).

Mark: (Total current which connects to all the wires, cannot be over rated current).

TP Rail-mounted terminal blocks with spring-cage clamp





			1.5mm² Plug			2.5mm² Plug		
Size			Technical Parameter			Technical Parameter		
			Thickness	Width	Height	Thickness	Width	Height
	[mm]		3.5xP	16.7	31.5	5.2xP	39.4	16.1
Rated Parameters			IEC	UL		IEC	UL	
Rated Voltage	[V]		500	300		500	300	
Rated Current	[A]		17.5	15		24	20	
Wire Range			Solid	Fine Stranded	Furrule	Solid	Fine Stranded	Furrule
	[mm²]		0.2-1.5	0.2-1.5	0.2-1	0.2-4	0.2-2.5	0.2-2.5
	[AWG]		26-14	26-14	26-14	26-12	26-12	26-12
Other Parameters								
Insulating Material / Flame Retardant Grade, Conforming To UL94				V0			V0	
Strip length	[mm]			8-10			8-10	
			Order Information			Order Information		
	Poles No.	Colour	Order NO.			Order NO.		
	1	Gray	TPP1.5-1-GY			TPP2.5-1-GY		
	2	Gray	TPP1.5-2-GY			TPP2.5-2-GY		
	…	…	…			…		
	14	Gray	TPP1.5-14-GY			TPP2.5-14-GY		
	15	Gray	TPP1.5-15-GY			TPP2.5-15-GY		
Note: All plugs with a digit of 1All are first plugs	1	Orange	TPP1.5-1-OG			TPP2.5-1-OG		
	1	Blue	TPP1.5-1-BU			TPP2.5-1-BU		
	1	Yellow green	TPP1.5-1-PE			TPP2.5-1-PE		
Lock Catch			Order NO.			Order NO.		
		Orange	TPP1.5-PR			TPP2.5-PR		
Jumper								
Poles No.		Colour	Order NO.			Order NO.		
2		Yellow	*			*		
3		Yellow	*			*		
4		Yellow	*			*		
…		……	……			……		
9		Yellow	*			*		
10		Yellow	*			*		
Lightning Marker			Order NO.			Order NO.		
5PCS			*			*		
Front Marker			Order NO.			Order NO.		
100PCS			*			*		
Front And Side Marker			Order NO.			Order NO.		
Printing Service			TMB3.5-100			TMB5.2-120		

Mark: (Total current which connects to all the wires, cannot be over rated current).

Mark: (Total current which connects to all the wires, cannot be over rated current).





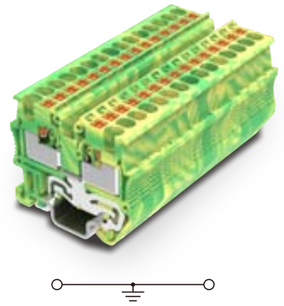



		1.5mm² 1-1 Conductor push-in mini terminal block			2.5mm² 1-1 Conductor push-in mini terminal block		
Size		Technical Parameter			Technical Parameter		
		Thickness	Width	Height	Thickness	Width	Height
Note:Height With DIN Rail NS 35/7.5	[mm]	3.5	31	28	5.2	36	32.8
Rated Parameters		IEC	UL		IEC	UL	
Rated Voltage	[V]	500	300		500	300	
Rated Current	[A]	17.5	15		24	20	
Wire Range		Solid	Fine Stranded	Furrule	Solid	Fine Stranded	Furrule
	[mm²]	0.2-1.5	0.2-1.5	0.2-1.0	0.2-2.5	0.2-2.5	0.2-2.5
	[AWG]	26-14	26-14	26-14	26-12	26-12	26-12
Other Parameters							
Insulating Material / Flame Retardant Grade, Conforming To UL94			V0			V0	
Strip length	[mm]		8-10			8-10	
		Order Information			Order Information		
Product	Colour	Order NO.			Order NO.		
	Gray	TPM1.5-2-GY			TPM2.5-2-GY		
Can Be Used For DIN Rail NS 15/5.5	Orange	TPM1.5-2-OG			TPM2.5-2-OG		
	Blue	TPM1.5-2-BU			TPM2.5-2-BU		
		Accessory			Accessory		
Cover Plate		Order NO.			Order NO.		
Thickness2.2mm	Gray	TPM1.5-2-GY-EA			TPM2.5-2-GY-EA		
	Orange	TPM1.5-2-OG-EA			TPM2.5-2-OG-EA		
	Blue	TPM1.5-2-BU-EA			TPM2.5-2-BU-EA		
Compensatory Plate		Order NO.			Order NO.		
Thickness1.00mm	Gray	*			*		
Jumper							
Poles No.	Colour	Order NO.			Order NO.		
2	Yellow	TJA3.5-2			TJA5.2-2		
3	Yellow	TJA3.5-3			TJA5.2-3		
...	Yellow	.....			.....		
10	.....	TJA3.5-10			TJA5.2-10		
...(More than 10 integer digits)	Yellow	.....			*		
50	Yellow	TJA3.5-50			*		
Front Marker		Order NO.			Order NO.		
5PCS		*			WS-TP2.5-5		
Front Marker		Order NO.			Order NO.		
100PCS		*			*		
Front And Side Marker		Order NO.			Order NO.		
Printing Service		TMB3.5-100			TMB5.2-120		

		1.5mm² 1-1 Mini ground terminal block			2.5mm² 1-1 Mini ground terminal block		
Size		Technical Parameter			Technical Parameter		
		Thickness	Width	Height	Thickness	Width	Height
Note:Height With DIN Rail NS 15/5.5	[mm]	3.5	31	28	5.2	36	32.8
Rated Parameters		IEC	UL		IEC	UL	
Rated Voltage	[V]	*	*		*	*	
Rated Current	[A]	*	*		*	*	
Wire Range	Furrule	Solid	Fine Stranded	Furrule	Solid	Fine Stranded	Furrule
	[mm²]	0.2-1.5	0.2-1.5	0.2-1.0	0.2-2.5	0.2-2.5	0.2-2.5
	[AWG]	26-14	26-14	26-14	26-12	26-12	26-12
Other Parameters							
Insulating Material / Flame Retardant Grade, Conforming To UL94			V0			V0	
Strip length	[mm]		8-10			8-10	
		Order Information			Order Information		
Product	Colour	Order NO.			Order NO.		
	Yellow green	TPM1.5-2-PE			TPM2.5-2-PE		
Can Be Used For DIN Rail NS 35/7.5	*	*			*		
	*	*			*		
	*	*			*		
		Accessory			Accessory		
Cover Plate		Order NO.			Order NO.		
Thickness2.2mm	Gray	TPM1.5-2-GY-EA			TPM2.5-2-GY-EA		
	Orange	TPM1.5-2-OG-EA			TPM2.5-2-OG-EA		
	Blue	TPM1.5-2-BU-EA			TPM2.5-2-BU-EA		
Compensatory Plate		Order NO.			Order NO.		
Thickness1.00mm	Gray	*			*		
Jumper							
Poles No.	Colour	Order NO.			Order NO.		
2	Yellow	*			*		
3	Yellow	*			*		
...	Yellow	*			*		
10	.....	*			*		
...(More than 10 integer digits)	Yellow	*			*		
50	Yellow	*			*		
Front Marker		Order NO.			Order NO.		
5PCS		*			WS-TP2.5-5		
Front Marker		Order NO.			Order NO.		
100PCS		*			*		
Front And Side Marker		Order NO.			Order NO.		
Printing Service		TMB3.5-100			TMB5.2-120		

Mark: (Total current which connects to all the wires, cannot be over rated current).

Mark: (Total current which connects to all the wires, cannot be over rated current).

TP Rail-mounted terminal blocks with spring-cage clamp

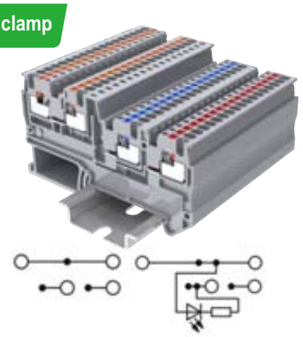

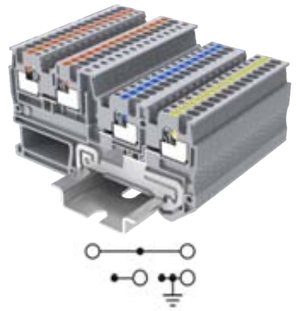

		1.5mm² 3-wire Sensor / Actuator terminal block			1.5 mm² 3-wire Sensor /Actuator terminal block with PE protection		
Size		Technical Parameter			Technical Parameter		
		Thickness	Width	Height	Thickness	Width	Height
Note:Height With DIN Rail NS 35/7.5	[mm]	3.5	74.4	41.5	3.5	74.4	41.5
Rated Parameters		IEC	UL		IEC	UL	
Rated Voltage	[V]	250	*		250	*	
Rated Current	[A]	13.5	*		13.5	*	
Wire Range		Solid	Fine Stranded	Furrule	Solid	Fine Stranded	Furrule
	[mm²]	0.2-1.5	0.2-1.5	0.2-1.0	0.2-1.5	0.2-1.5	0.2-1.0
	[AWG]	26-14	26-14	26-14	26-14	26-14	26-14
Other Parameters							
Insulating Material / Flame Retardant Grade, Conforming To UL94			V0			V0	
Strip length	[mm]		8-10			8-10	
		Order Information			Order Information		
Product	Colour	Order NO.			Order NO.		
Can Be Used For DIN Rail NS 35/7.5	Gray	TPIO1.5-S-3			TPIO1.5-S-3-PE		
	Gray, With red light	TPIO1.5-S-3-LR24			*		
	Gray, With green light	TPIO1.5-S-3-LG24			*		
	Orange	*			*		
		Accessory			Accessory		
Cover Plate		Order NO.			Order NO.		
Thickness2.2mm	Gray	TPIO1.5-S-3-GY-EA			TPIO1.5-S-3-GY-EA		
	Orange	TPIO1.5-S-3-OG-EA			TPIO1.5-S-3-OG-EA		
	Blue	TPIO1.5-S-3-BU-EA			TPIO1.5-S-3-BU-EA		
Compensatory Plate		Order NO.			Order NO.		
Thickness1.00mm	Gray	*			*		
Jumper							
Poles No.	Colour	Order NO.			Order NO.		
2	Yellow	TJA3.5-2			TJA3.5-2		
3	Yellow	TJA3.5-3			TJA3.5-3		
...	Yellow	.....			.....		
10	.....	TJA3.5-10			TJA3.5-10		
...(More than 10 integer digits)	Yellow	.....			.....		
50	Yellow	TJA3.5-50			TJA3.5-50		
Front Marker		Order NO.			Order NO.		
5PCS		WS-TP1.5-5			WS-TP1.5-5		
Front Marker		Order NO.			Order NO.		
100PCS		*			*		
Front And Side Marker		Order NO.			Order NO.		
Printing Service		TMB3.5-100			TMB3.5-100		

Mark: (Total current which connects to all the wires, cannot be over rated current).

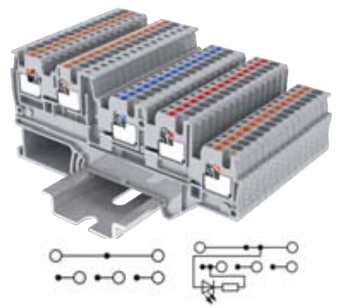



		1.5mm² 4-wire Sensor / Actuator terminal block			1.5mm² 4-wire Sensor /Actuator terminal block with PE protection		
Size		Technical Parameter			Technical Parameter		
		Thickness	Width	Height	Thickness	Width	Height
Note:Height With DIN Rail NS 35/7.5	[mm]	3.5	90.8	41.5	3.5	90.8	41.5
Rated Parameters		IEC	UL		IEC	UL	
Rated Voltage	[V]	250	*		250	*	
Rated Current	[A]	13.5	*		13.5	*	
Wire Range	Furrule	Solid	Fine Stranded	Furrule	Solid	Fine Stranded	Furrule
	[mm²]	0.2-1.5	0.2-1.5	0.2-1.0	0.2-1.5	0.2-1.5	0.2-1.0
	[AWG]	26-14	26-14	26-14	26-14	26-14	26-14
Other Parameters							
Insulating Material / Flame Retardant Grade, Conforming To UL94			V0			V0	
Strip length	[mm]		8-10			8-10	
		Order Information			Order Information		
Product	Colour	Order NO.			Order NO.		
Can Be Used For DIN Rail NS 35/7.5	Gray	TPIO1.5-S-4			TPIO1.5-S-4-PE		
	Gray, With red light	TPIO1.5-S-4-LR24			*		
	Gray, With green light	TPIO1.5-S-4-LG24			*		
	Orange	*			*		
		Accessory			Accessory		
Cover Plate		Order NO.			Order NO.		
Thickness2.2mm	Gray	TPIO1.5-S-4-GY-EA			TPIO1.5-S-4-GY-EA		
	Orange	TPIO1.5-S-4-OG-EA			TPIO1.5-S-4-OG-EA		
	Blue	TPIO1.5-S-4-BU-EA			TPIO1.5-S-4-BU-EA		
Compensatory Plate		Order NO.			Order NO.		
Thickness1.00mm	Gray	*			*		
Jumper							
Poles No.	Colour	Order NO.			Order NO.		
2	Yellow	TJA3.5-2			TJA3.5-2		
3	Yellow	TJA3.5-3			TJA3.5-3		
...	Yellow	.....			.....		
10	.....	TJA3.5-10			TJA3.5-10		
...(More than 10 integer digits)	Yellow	.....			.....		
50	Yellow	TJA3.5-50			TJA3.5-50		
Front Marker		Order NO.			Order NO.		
5PCS		WS-TP1.5-5			WS-TP1.5-5		
Front Marker		Order NO.			Order NO.		
100PCS		*			*		
Front And Side Marker		Order NO.			Order NO.		
Printing Service		TMB3.5-100			TMB3.5-100		

Mark: (Total current which connects to all the wires, cannot be over rated current).



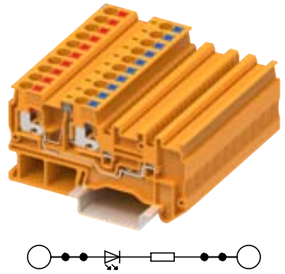

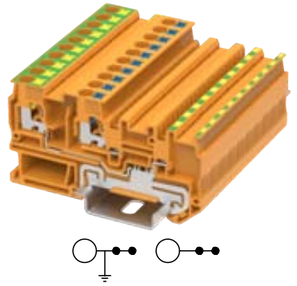

		2.5mm² 3-wire Sensor / Actuator terminal block			2.5mm² 3-wire Sensor /Actuator terminal block(with indicator light)		
Size		Technical Parameter			Technical Parameter		
		Thickness	Width	Height	Thickness	Width	Height
Note:Height With DIN Rail NS 35/7.5	[mm]	7	74.4	41.5	7	74.4	41.5
Rated Parameters		IEC	UL		IEC	UL	
Rated Voltage	[V]	250	300		24	300	
Rated Current	[A]	20	10		13.5	10	
Wire Range		Solid	Fine Stranded	Furrule	Solid	Fine Stranded	Furrule
	[mm²]	0.2-4	0.2-2.5	0.2-2.5	0.2-4	0.2-2.5	0.2-2.5
	[AWG]	24-12	24-14	24-14	24-12	24-14	24-14
Other Parameters							
Insulating Material / Flame Retardant Grade, Conforming To UL94			V0			V0	
Strip length	[mm]		8-10			8-10	
		Order Information			Order Information		
Product	Colour	Order NO.			Order NO.		
Can Be Used For DIN Rail NS 35/7.5	Gray	*			*		
	Gray,With red light	*			TPIO2.5-IN-3-LR 24		
	Gray,With green light	*			TPIO2.5-IN-3-LG 24		
	Orange	TPIO2.5-IN-3-OG			*		
		Accessory			Accessory		
Cover Plate		Order NO.			Order NO.		
Thickness2.2mm	Gray	TPIO1.5-S-3-GY-EA			TPIO1.5-S-3-GY-EA		
	Orange	TPIO1.5-S-3-OG-EA			TPIO1.5-S-3-OG-EA		
	Blue	*			*		
Compensatory Plate		Order NO.			Order NO.		
Thickness1.00mm	Gray	*			*		
Jumper							
Poles No.	Colour	Order NO.			Order NO.		
2	Yellow	TJA3.5-2			TJA3.5-2		
3	Yellow	TJA3.5-3			TJA3.5-3		
...	Yellow	.....			.....		
10	.....	TJA3.5-10			TJA3.5-10		
...(More than 10 integer digits)	Yellow	.....			.....		
50	Yellow	TJA3.5-50			TJA3.5-50		
Front Marker		Order NO.			Order NO.		
5PCS		*			*		
Front Marker		Order NO.			Order NO.		
100PCS		306801			306801		
Front And Side Marker		Order NO.			Order NO.		
Printing Service		TMB6.2-100			TMB6.2-100		

		2.5mm² 3-wire Sensor /Actuator terminal block with PE protection		
Size		Technical Parameter		
		Thickness	Width	Height
Note: Height With DIN Rail NS 35/7.5	[mm]	7	74.4	41.5
Rated Parameters		IEC	UL	
Rated Voltage	[V]	250	300	
Rated Current	[A]	20	10	
Wire Range		Solid	Fine Stranded	Furrule
	[mm²]	0.2-4	0.2-2.5	0.2-2.5
	[AWG]	24-12	24-14	24-14
Other Parameters				
Insulating Material / Flame Retardant Grade, Conforming To UL94			V0	
Strip length	[mm]		8-10	
		Order Information		
Product	Colour	Order NO.		
Can Be Used For DIN Rail NS 35/7.5	Gray	*		
	Gray，With red light	*		
	Gray，With green light	*		
	Orange	TPIO2.5-IN-3-PE		
		Accessory		
Cover Plate		Order NO.		
Thickness2.2mm	Gray	TPIO1.5-S-3-GY-EA		
	Orange	TPIO1.5-S-3-OG-EA		
	Blue	*		
Compensatory Plate		Order NO.		
Thickness1.00mm	Gray	*		
Jumper				
Poles No.	Colour	Order NO.		
2	Yellow	TJA3.5-2		
3	Yellow	TJA3.5-3		
...	Yellow	.....		
10	.....	TJA3.5-10		
... (More than 10 integer digits)	Yellow	.....		
50	Yellow	TJA3.5-50		
Front Marker		Order NO.		
5PCS		*		
Front Marker		Order NO.		
100PCS		306801		
Front And Side Marker		Order NO.		
Printing Service		TMB6.2-100		

Mark: (Total current which connects to all the wires, cannot be over rated current).

Mark: (Total current which connects to all the wires, cannot be over rated current).

TP Rail-mounted terminal blocks with spring-cage clamp











		2.5mm² 1-1 feed through knife disconnect terminal blocks			2.5mm² 2-1 feed through knife disconnect terminal blocks			2.5mm² 2-2 feed through knife disconnect terminal blocks			6mm² Disconnect test terminal			6mm² Disconnect test terminal with test tube		
Size		Technical Parameter			Technical Parameter			Technical Parameter			Technical Parameter			Technical Parameter		
Note: Height With DIN Rail NS 35/7.5	[mm]	Thickness	Width	Height	Thickness	Width	Height	Thickness	Width	Height	Thickness	Width	Height	Thickness	Width	Height
		5.2	61.7	36.8	5.2	71.9	36.8	5.2	82.2	36.8	8.2	103.2	50	8.2	103.2	50
Rated Parameters		IEC	UL		IEC	UL		IEC	UL		IEC	UL		IEC	UL	
Rated Voltage	[V]	400	300		400	300		400	300		1000	600		1000	600	
Rated Current	[A]	20	20		20	20		20	20		30	30		30	30	
Wire Range		Solid	Fine Stranded	Furrule	Solid	Fine Stranded	Furrule	Solid	Fine Stranded	Furrule	Solid	Fine Stranded	Furrule	Solid	Fine Stranded	Furrule
	[mm²]	0.2-4	0.2-2.5	0.2-2.5	0.2-4	0.2-2.5	0.2-2.5	0.2-4	0.2-2.5	0.2-2.5	0.5-10	0.5-6	0.5-6	0.5-10	0.5-6	0.5-6
	[AWG]	26-12	26-12	26-12	26-12	26-12	26-12	26-12	26-12	26-12	20-8	20-8	20-8	20-8	20-8	20-8
Other Parameters																
Insulating Material / Flame Retardant Grade, Conforming To UL94			V0			V0			V0			V0			V0	
Strip length	[mm]		8-10			8-10			8-10			12			12	
		Order Information			Order Information			Order Information			Order Information			Order Information		
Product	Colour	Order NO.			Order NO.			Order NO.			Order NO.			Order NO.		
Can Be Used For DIN Rail NS 35/7.5	Gray	TPK2.5-2-GY			TPK2.5-3-GY			TPK2.5-4-GY			TPME6-2-GY			TPME6-2-JP-GY		
	Orange	TPK2.5-2-OG			TPK2.5-3-OG			TPK2.5-4-OG								
	Blue	TPK2.5-2-BU			TPK2.5-3-BU			TPK2.5-4-BU								
		Accessory			Accessory			Accessory			Accessory			Accessory		
Cover Plate		Order NO.			Order NO.			Order NO.			Order NO.			Order NO.		
Thickness2.2mm	Gray	TPK2.5-2-GY-EA			TPK2.5-3-GY-EA			TPK2.5-4-GY-EA			TPME6-2-JP-GY-EA			TPME6-2-JP-GY-EA		
	Orange	TPK2.5-2-OG-EA			TPK2.5-3-OG-EA			TPK2.5-4-OG-EA			*			*		
	Blue	TPK2.5-2-BU-EA			TPK2.5-3-BU-EA			TPK2.5-4-BU-EA			*			*		
Compensatory Plate		Order NO.			Order NO.			Order NO.			Order NO.			Order NO.		
Thickness1.00mm	Gray	*			*			*			*			*		
Jumper																
Poles No.	Colour	Order NO.			Order NO.			Order NO.			Order NO.			Order NO.		
2	Yellow	TJA5.2-2			TJA5.2-2			TJA5.2-2			TJA8.2-2			TJA8.2-2		
3	Yellow	TJA5.2-3			TJA5.2-3			TJA5.2-3			TJA8.2-3			TJA8.2-3		
4	Yellow	TJA5.2-4			TJA5.2-4			TJA5.2-4			TJA8.2-4			TJA8.2-4		
...	.....	.....			.....			.....			.....			.....		
9	Yellow	TJA5.2-9			TJA5.2-9			TJA5.2-9			TJA8.2-9			TJA8.2-9		
10	Yellow	TJA5.2-10			TJA5.2-10			TJA5.2-10			TJA8.2-10			TJA8.2-10		
Lightning Marker		Order NO.			Order NO.			Order NO.			Order NO.			Order NO.		
5PCS		WS-TP2.5-5			WS-TP2.5-5			WS-TP2.5-5			WS-TP6-5			WS-TP6-5		
Front Marker		Order NO.			Order NO.			Order NO.			Order NO.			Order NO.		
100PCS		305801			305801			305801			308801			308801		
Winding marking (50 meters/roll)		TMZ9.6-50			TMZ9.6-50			TMZ9.6-50			TMZ9.6-50			TMZ9.6-50		
Front And Side Marker		Order NO.			Order NO.			Order NO.			Order NO.			Order NO.		
Printing Service		TMB5.2-120			TMB5.2-120			TMB5.2-120			TMB8.2-50			TMB8.2-50		

Mark: (Total current which connects to all the wires, cannot be over rated current).

Mark: (Total current which connects to all the wires, cannot be over rated current).

TP Rail-mounted terminal blocks with spring-cage clamp



No fuse is provided. The picture is for reference only



No fuse is provided. The picture is for reference only



No fuse is provided. The picture is for reference only



No fuse is provided. The picture is for reference only



	4mm² Terminal block with flat F-fuse			4mm² Terminal block with led and flat F-fuse			6mm² Terminal block with flat C-fuse			6mm² Terminal block with led and flat C-fuse			4mm² Lever-type disconnect terminal block		
Size	Technical Parameter			Technical Parameter			Technical Parameter			Technical Parameter			Technical Parameter		
[mm]	Thickness	Width	Height	Thickness	Width	Height	Thickness	Width	Height	Thickness	Width	Height	Thickness	Width	Height
Note: Height With DIN Rail NS 35/7.5	6.2	55.9	36.7	6.2	55.9	36.7	8.2	74.1	45.5	8.2	74.1	45.5	6.2	55.9	64.9
Rated Parameters	IEC	UL		IEC	UL		IEC	UL		IEC	UL		IEC	UL	
Rated Voltage [V]	400	300		12-250	12-250		400	300		12-250	12-250		500	300	
Rated Current [A]	10	10		10	10		25	25		25	25		20	16	
Wire Range	Solid	Fine Stranded	Furrule	Solid	Fine Stranded	Furrule	Solid	Fine Stranded	Furrule	Solid	Fine Stranded	Furrule	Solid	Fine Stranded	Furrule
[mm²]	0.2-6	0.2-4	0.2-4	0.2-6	0.2-4	0.2-4	0.5-10	0.5-6	0.5-6	0.5-10	0.5-6	0.5-6	0.2-4	0.2-4	0.2-4
[AWG]	24-10	24-10	24-10	24-10	24-10	24-10	20-8	20-8	20-8	20-8	20-8	20-8	24-10	24-10	24-10
Other Parameters															
Insulating Material / Flame Retardant Grade, Conforming To UL94	V0			V0			V0			V0			V0		
Strip length [mm]	10-12			10-12			10-12			12			10-12		
	Order Information			Order Information			Order Information			Order Information			Order Information		
Product Colour	Order NO.			Order NO.			Order NO.			Order NO.			Order NO.		
Black	TPME6-2-GY			TPME6-2-JP-GY			TP4-FSI/F-BK			TP4-FSI/F-LED12-L/R-BK			TP6-FSI/F-BK		
Can Be Used For DIN Rail NS 35/7.5							*			TP4-FSI/F-LED24-L/R-BK			*		
							*			TP4-FSI/F-LED48-L/R-BK			*		
										TP4-FSI/F-LED250-L/R-BK					
	Accessory			Accessory			Accessory			Accessory			Accessory		
Cover Plate	Order NO.			Order NO.			Order NO.			Order NO.			Order NO.		
Gray	TP4-FSI/F-GY-EA			TP4-FSI/F-GY-EA			*			*			TP4-FSI/F-GY-EA		
Thickness2.2mm Orange	TP4-FSI/F-OG-EA			TP4-FSI/F-OG-EA			*			*			*		
Blue	TP4-FSI/F-BU-EA			TP4-FSI/F-BU-EA			*			*			*		
Compensatory Plate	Order NO.			Order NO.			Order NO.			Order NO.			Order NO.		
Thickness1.00mm Gray	*			*			*			*			*		
Jumper															
Poles No. Colour	Order NO.			Order NO.			Order NO.			Order NO.			Order NO.		
2 Yellow	TJA6.2-2			TJA6.2-2			TJA8.2-2			TJA8.2-2			TJA6.2-2		
3 Yellow	TJA6.2-3			TJA6.2-3			TJA8.2-3			TJA8.2-3			TJA6.2-3		
4 Yellow	TJA6.2-4			TJA6.2-4			TJA8.2-4			TJA8.2-4			TJA6.2-4		
... .	.....			.....			.....			.....			.....		
9 Yellow	TJA6.2-9			TJA6.2-9			TJA8.2-9			TJA8.2-9			TJA6.2-9		
10 Yellow	TJA6.2-10			TJA6.2-10			TJA8.2-10			TJA8.2-10			TJA6.2-10		
Lightning Marker	Order NO.			Order NO.			Order NO.			Order NO.			Order NO.		
5PCS	*			*			WS-TP6-5			WS-TP6-5			*		
Front Marker	Order NO.			Order NO.			Order NO.			Order NO.			Order NO.		
100PCS	*			*			*			*			*		
Front And Side Marker	Order NO.			Order NO.			Order NO.			Order NO.			Order NO.		
Printing Service	TMB6.2-100			TMB6.2-100			TMB8.2-50			TMB8.2-50			TMB6.2-100		

Mark: (Total current which connects to all the wires, cannot be over rated current).

Mark: (Total current which connects to all the wires, cannot be over rated current).



No fuse is provided. The picture is for reference only





No fuse is provided. The picture is for reference only



No fuse is provided. The picture is for reference only



		Terminal block with led and flat C-fuse			4mm² Lever-type disconnect terminal block		
		Technical Parameter			Technical Parameter		
Size		Thickness	Width	Height	Thickness	Width	Height
Note：Height With DIN Rail NS 35/7.5	[mm]	8.2	74.1	45.5	6.2	55.9	64.9
Rated Parameters		IEC	UL		IEC	UL	
Rated Voltage	[V]	12-250	12-250		500	300	
Rated Current	[A]	25	25		20	16	
Wire Range		Solid	Fine Stranded	Furrule	Solid	Fine Stranded	Furrule
	[mm²]	0.5-10	0.5-6	0.5-6	0.2-4	0.2-4	0.2-4
	[AWG]	20-8	20-8	20-8	24-10	24-10	24-10
Other Parameters							
Insulating Material / Flame Retardant Grade, Conforming To UL94			V0			V0	
Strip length	[mm]		12			10-12	
		Order Information			Order Information		
Product	Colour	Order NO.			Order NO.		
Can Be Used For DIN Rail NS 35/7.5	Black	TP6-FSI/F-LED12-L/R-BK			TP4-HEDI		
		TP6-FSI/F-LED24-L/R-BK			*		
		TP6-FSI/F-LED48-L/R-BK			*		
		TP6-FSI/F-LED220-L/R-BK					
		配套附件Accessory			配套附件Accessory		
Cover Plate		Order NO.			Order NO.		
2.2mm Thickness2.2mm	Gray	*			TP4-FSI/F-GY-EA		
	Orange	*			*		
	Blue	*			*		
Compensatory Plate		Order NO.			Order NO.		
Thickness1.00mm	Gray	*			*		
Jumper							
Poles No.	Colour	Order NO.			Order NO.		
2	Yellow	TJA8.2-2			TJA6.2-2		
3	Yellow	TJA8.2-3			TJA6.2-3		
4	Yellow	TJA8.2-4			TJA6.2-4		
...	.....	.....			.....		
9	Yellow	TJA8.2-9			TJA6.2-9		
10	Yellow	TJA8.2-10			TJA6.2-10		
Lightning Marker		Order NO.			Order NO.		
5PCS		WS-TP6-5			*		
Front Marker		Order NO.			Order NO.		
10PCS		*			*		
Front And Side Marker		Order NO.			Order NO.		
Printing Service		TMB8.2-50			TMB6.2-100		

		4mm² Lever-type disconnect terminal block for 5×20mm G fuse			4mm² Lever-type disconnect terminal block for 5×20mm G fuse with LED			4mm² Knife-disconnect terminal block		
		Technical Parameter			Technical Parameter			Technical Parameter		
Size		Thickness	Width	Height	Thickness	Width	Height	Thickness	Width	Height
Note：Height With DIN Rail NS 35/7.5	[mm]	6.2	55.9	64.9	6.2	55.9	64.9	6.2	55.9	36.7
Rated Parameters		IEC	UL					IEC	UL	
Rated Voltage	[V]	400	300		24-250	24-250		500	300	
Rated Current	[A]	6.3	6.3		6.3	6.3		20	20	
Wire Range		Solid	Fine Stranded	Furrule	Solid	Fine Stranded	Furrule	Solid	Fine Stranded	Furrule
	[mm²]	0.2-4	0.2-4	0.2-4	0.2-4	0.2-4	0.2-4	0.2-4	0.2-4	0.2-4
	[AWG]	24-10	24-10	24-10	24-10	24-10	24-10	21-10	21-10	21-10
Other Parameters										
Insulating Material / Flame Retardant Grade, Conforming To UL94			V0			V0			V0	
Strip length	[mm]		10-12			10-12			10-12	
		Order Information						Order Information		
Product	Colour	Order NO.						Order NO.		
Can Be Used For DIN Rail NS 35/7.5	Black	TP4-HESI(5X20)-BK(Black)			TP4-HESI(5x20)-LED24-BK			TP4-MT-GY		
		TP4-HESI(5X20)-GY(Gray)			TP4-HESI(5x20)-LED220-BK			TP4-MT-OG		
		*			*			TP4-MT-BU		
		Accessory						Accessory		
Cover Plate		Order NO.						Order NO.		
2.2mm Thickness2.2mm	Gray	TP4-FSI/F-GY-EA			TP4-FSI/F-GY-EA			TP4-FSI/F-GY-EA		
	Orange	*			*			TP4-FSI/F-OG-EA		
	Blue	*			*			TP4-FSI/F-BU-EA		
Compensatory Plate		Order NO.						Order NO.		
Thickness1.00mm	Gray	*			*			*		
Jumper										
Poles No.	Colour	Order NO.						Order NO.		
2	Yellow	TJA6.2-2			TJA6.2-2			TJA6.2-2		
3	Yellow	TJA6.2-3			TJA6.2-3			TJA6.2-3		
4	Yellow	TJA6.2-4			TJA6.2-4			TJA6.2-4		
...	.....	.....			.....			.....		
9	Yellow	TJA6.2-9			TJA6.2-9			TJA6.2-9		
10	Yellow	TJA6.2-10			TJA6.2-10			TJA6.2-10		
Lightning Marker		Order NO.						Order NO.		
5PCS		*			*			*		
Front Marker		Order NO.						Order NO.		
10PCS		306801			306801			*		
Front And Side Marker		Order NO.						Order NO.		
Printing Service		TMB6.2-100			TMB6.2-100			TMB6.2-100		

Mark: (Total current which connects to all the wires, cannot be over rated current).

Mark: (Total current which connects to all the wires, cannot be over rated current).

TP Rail-mounted terminal blocks with spring-cage clamp





No fuse is provided. The picture is for reference only



		4mm² Disconnect terminal block			2.5mm² 2-2 feed terminal block with Diode			Potential distribution terminal block		
		Technical Parameter			Technical Parameter			Technical Parameter	Technical Parameter	Technical Parameter
Size		Thickness	Width	Height	Thickness	Width	Height	Thickness	Width	Height
Note:Height With DIN Rail NS 35/7.5	[mm]	6.2	55.9	36.7	5.2	72.2	36.9	16.3	110.4	51.8
								Screw connection	4 Push-in connections, 6 mm²	6 Push-in connections, 2.5 mm²
Rated Parameters		IEC	UL		IEC	UL		IEC UL	IEC UL	IEC UL
Rated Voltage	[V]	500	300		800	300		1000 *	1000 *	1000 *
Rated Current	[A]	20	20		0.5	0.5		105 *	41 *	24 *
Wire Range		Solid	Fine Stranded	Furrule	Solid	Fine Stranded	Furrule	Solid Fine Stranded Furrule	Solid Fine Stranded Furrule	Solid Fine Stranded Furrule
	[mm²]	0.2-4	0.2-4	0.2-4	0.2-2.5	0.2-2.5	0.2-2.5	1.5-50 1.5-50 1.5-35	0.5-10 0.5-6 0.5-6	0.2-4 0.2-2.5 0.2-2.5
	[AWG]	21-10	21-10	21-10	26-12	26-12	26-12	16-1/0 16-1/0 16-1/0	20-8 20-10 20-10	26-12 26-14 26-14
Screws Type								M6	*	*
Torque								2.5N·m	*	*
Other Parameters										
Insulating Material / Flame Retardant Grade, Conforming To UL94			V0			V0		V0	V0	V0
Strip length	[mm]		10-12			8-10		18	12	8-10
		Order Information			Order Information			Order Information		
Product	Colour	Order NO.			Order NO.			Order NO.		
Can Be Used For DIN Rail NS 35/7.5	Black	TP4-TG-GY			TP2.5-4R/L-GY			TPU35/6/2.5-11-GY		
		TP4-TG-OG			TP2.5-4L/R-GY			TPU35/6/2.5-11-BU		
		TP4-TG-BU			*			TPU35/6/2.5-11-OG		
		Accessory			Accessory					
Cover Plate		Order NO.			Order NO.					
Thickness2.2mm	Gray	TP4-FSI/F-GY-EA			TC1.5-4-GY-EA					
	Orange	TP4-FSI/F-OG-EA			*					
	Blue	TP4-FSI/F-BU-EA			*					
Compensatory Plate		Order NO.			Order NO.					
Thickness1.00mm	Gray	*			*					
Jumper										
Poles No.	Colour	Order NO.			Order NO.			Order NO.		
2	Yellow	TJA6.2-2			TJA5.2-2			TJA8.2-2		
3	Yellow	TJA6.2-3			TJA5.2-3			TJA8.2-3		
4	Yellow	TJA6.2-4			TJA5.2-4			TJA8.2-4		
...	.....	.....			.....			.....		
9	Yellow	TJA6.2-9			TJA5.2-9			TJA8.2-9		
10	Yellow	TJA6.2-10			TJA5.2-10			TJA8.2-10		
Lightning Marker		Order NO.			Order NO.			Order NO.		
5PCS		*			WS-TP2.5-5			*		
Front Marker		Order NO.			Order NO.			Order NO.		
10PCS		*			305801			316801		
Winding marking （50 meters/roll）								TMZ9.6-50		
Front And Side Marker		Order NO.			Order NO.			Order NO.		
Printing Service		TMB6.2-100			TMB5.2-120			TMB8.2-50		

Mark: (Total current which connects to all the wires, cannot be over rated current).

Mark: (Total current which connects to all the wires, cannot be over rated current).

TP Rail-mounted terminal blocks with spring-cage clamp





Potential distribution terminal block

		Technical Parameter	Technical Parameter
Size		Thickness	Width
Note：Height With DIN Rail NS 35/7.5	[mm]	16.3	98
		螺钉连接	6个直插自锁接线位
Rated Parameters		IEC / UL	IEC / UL
Rated Voltage	[V]	1000 / *	1000 / *
Rated Current	[A]	105 / *	41 / *
Wire Range		Solid / Fine Stranded / Furrule	Solid / Fine Stranded / Furrule
	[mm²]	1.5-50 / 1.5-50 / 1.5-35	0.5-10 / 0.5-6 / 0.5-6
	[AWG]	16-1/0 / 16-1/0 / 16-1/0	20-8 / 20-10 / 20-10
Screws Type		M6	*
Torque		2.5N·m	*
Other Parameters			
Insulating Material / Flame Retardant Grade, Conforming To UL94		V0	V0
Strip length	[mm]	18	12

Product	Colour	Order Information: Order NO.
Can Be Used For DIN Rail NS 35/7.5	Gray	TPU35/6X6-GY
	Orange	TPU35/6X6-OG
	Blue	TPU35/6X6-BU
Jumper		
Poles No.	Colour	Order NO.
2	Yellow	TJA8.2-2
3	Yellow	TJA8.2-3
4	Yellow	TJA8.2-4
...	.....	.....
9	Yellow	TJA8.2-9
10	Yellow	TJA8.2-10
Lightning Marker		Order NO.
5PCS		*
Front Marker		Order NO.
10PCS		316801
Winding marking （50 meters/roll）		TMZ9.6-50
Front And Side Marker		Order NO.
Printing Service		TMB8.2-50

Push-in Type Power Distribution Block 1.5mm² Terminal Points

Rated Parameters		IEC	UL	**Wire Range**			**Other Parameters**	
				Solid	Fine Stranded	Furrule	Insulating Material / Flame Retardant Grade, Conforming To UL94	V0
Rated Voltage	[V]	450	300	0.2-2.5 [mm²]	0.2-1.5 [mm²]	0.2-1.5 [mm²]		
Rated Current	[A]	17.5	15	26-14 [AWG]	26-14 [AWG]	26-14 [AWG]	Strip Length [mm]	8-10

				
T:4.2mm W:21.6mm H:17.7mm	T:8.55mm W:21.6mm H:17.7mm	T:12.7mm W:21.6mm H:17.7mm	T:25.15mm W:21.6mm H:17.7mm	T:37.6mm W:21.6mm H:17.7mm
Order NO.	**Order NO.**	**Order NO.**	**Order NO.**	**Order NO.**
Gray TPA1.5-2-GY	Gray TPA1.5-4-GY	Gray TPA1.5-6-GY	Gray TPA1.5-12-GY	Gray TPA1.5-18-GY
Orange TPA1.5-2-OG	Orange TPA1.5-4-OG	Orange TPA1.5-6-OG	Orange TPA1.5-12-OG	Orange TPA1.5-18-OG
Blue TPA1.5-2-BU	Blue TPA1.5-4-BU	Blue TPA1.5-6-BU	Blue TPA1.5-12-BU	Blue TPA1.5-18-BU

Accessory

Din rail adapter for NS35	Din rail adapter for NS15	Din rail bracket	Flange for screw mounting	Marking carrier
				
TPA1.5 NS 35	**TPA1.5 NS 15**	**TPA1.5 NS 35T-GY**	**TPA1.5 NF-GY**	**TPA-KLM3**

Push-in Type Power Distribution Block 2.5mm² Terminal Points

Rated Parameters		IEC	UL	**Wire Range**			**Other Parameters**	
				Solid	Fine Stranded	Furrule	Insulating Material / Flame Retardant Grade, Conforming To UL94	V0
Rated Voltage	[V]	450	300	0.2-4 [mm²]	0.2-2.5 [mm²]	0.2-2.5 [mm²]		
Rated Current	[A]	24	20	26-12 [AWG]	26-12 [AWG]	26-12 [AWG]	Strip Length [mm]	8-10

				
T:5.2mm W:28.6mm H:21.7mm	T:16.1mm W:28.6mm H:21.7mm	T:31.55mm W:28.6mm H:21.7mm	T:47.0mm W:28.6mm H:21.7mm	
Order NO.	**Order NO.**	**Order NO.**	**Order NO.**	
Gray TPA2.5-2-GY	Gray TPA2.5-6-GY	Gray TPA2.5-12-GY	Gray TPA2.5-18-GY	
Orange TPA2.5-2-OG	Orange TPA2.5-6-OG	Orange TPA2.5-12-OG	Orange TPA2.5-18-OG	
Blue TPA2.5-2-BU	Blue TPA2.5-6-BU	Blue TPA2.5-12-BU	Blue TPA2.5-18-BU	

Accessory

Din rail adapter for NS35	Din rail adapter for NS15	Din rail bracket	Flange for screw mounting	Marking carrier
				
TPA NS 35	**TPA NS 15**	**TPA NS 35T**	**TPA2.5 NF**	**TPA-KLM3**

Mark: (Total current which connects to all the wires, cannot be over rated current).

Mark: (Total current which connects to all the wires, cannot be over rated current).

Push-in Type Power Distribution Block 4mm² Terminal Points

Rated Parameters				Wire Range			Other Parameters		
		IEC	UL	Solid	Fine Stranded	Furrule	Insulating Material / Flame Retardant Grade, Conforming To UL94		V0
Rated Voltage	[V]	450	600	0.2-6 [mm²]	0.2-4 [mm²]	0.2-4 [mm²]			
Rated Current	[A]	32	32	24-10 [AWG]	24-12 [AWG]	24-12 [AWG]	Strip Length	[mm]	10-12

				
T:6.2mm W:28.6mm H:21.7mm	T:18.5mm W:28.6mm H:21.7mm	T:36.95mm W:28.6mm H:21.7mm	T:55.4mm W:28.6mm H:21.7mm	
Order NO.	**Order NO.**	**Order NO.**	**Order NO.**	
Gray TPA4-2-GY	Gray TPA4-6-GY	Gray TPA4-12-GY	Gray TPA4-18-GY	
Orange TPA4-2-OG	Orange TPA4-6-OG	Orange TPA4-12-OG	Orange TPA4-18-OG	
Blue TPA4-2-BU	Blue TPA4-6-BU	Blue TPA4-12-BU	Blue TPA4-18-BU	

Accessory

Din rail adapter for NS35	Din rail adapter for NS15	Din rail bracket	Flange for screw mounting	Marking carrier
				
TPA NS 35	**TPA NS 15**	**TPA NS 35T**	**TPA2.5 NF**	**TPA-KLM3**

Push-in Type Power Distribution Block 1.5mm² Terminal Points

	Rated Parameters			Wire Range			Other Parameters		
		IEC	UL	Solid	Fine Stranded	Furrule	Insulating Material / Flame Retardant Grade, Conforming To UL94		V0
Input	Rated Voltage [V]	450	300	0.2-6 [mm²]	0.2-4 [mm²]	0.2-4 [mm²]			
	Rated Current [A]	32	30	24-10 [AWG]	24-10 [AWG]	24-10 [AWG]	Strip Length	[mm]	10-12
Output	Rated Voltage [V]	450	300	0.2-1.5 [mm²]	0.2-1.5 [mm²]	0.2-1.5 [mm²]			
	Rated Current [A]	17.5	20	26-14 [AWG]	26-14 [AWG]	26-14 [AWG]	Strip Length	[mm]	8-10

				
T:19.2mm W:21.6mm H:17.7mm	T:31.65mm W:21.6mm H:17.7mm	T:44.1mm W:21.6mm H:17.7mm		
Order NO.	**Order NO.**	**Order NO.**		
Gray TPA4/1.5-7-GY	Gray TPA4/1.5-13-GY	Gray TPA4/1.5-19-GY		
Orange TPA4/1.5-7-OG	Orange TPA4/1.5-13-OG	Orange TPA4/1.5-19-OG		
Blue TPA4/1.5-7-BU	Blue TPA4/1.5-13-BU	Blue TPA4/1.5-19-BU		

Accessory

Din rail adapter for NS35	Din rail adapter for NS15	Din rail bracket	Flange for screw mounting	Marking carrier
				
TPA1.5 NS 35	**TPA1.5 NS 15**	**TPA1.5 NS 35T-GY**	**TPA1.5 NF-GY**	**TPA-KLM3**

Mark: (Total current which connects to all the wires, cannot be over rated current).

Push-in Type Power Distribution Block 2.5mm² Terminal Points

	Rated Parameters				Wire Range			Other Parameters		
			IEC	UL	Solid	Fine Stranded	Furrule	Insulating Material / Flame Retardant Grade, Conforming To UL94		V0
Input	Rated Voltage	[V]	450	300	0.5-10 [mm²]	0.5-6 [mm²]	0.5-6 [mm²]			
	Rated Current	[A]	41	50	20-8 [AWG]	20-8 [AWG]	20-8 [AWG]	Strip Length	[mm]	10-12
Output	Rated Voltage	[V]	450	300	0.2-4 [mm²]	0.2-2.5 [mm²]	0.2-2.5 [mm²]			
	Rated Current	[A]	24	20	26-12 [AWG]	26-12 [AWG]	26-12 [AWG]	Strip Length	[mm]	8-10

				
T:25.6mm W:28.6mm H:21.7mm	T:41.05mm W:28.6mm H:21.7mm	T:56.5mm W:28.6mm H:21.7mm		
Order NO.	**Order NO.**	**Order NO.**		
Gray TPA6/2.5-7-GY	Gray TPA6/2.5-13-GY	Gray TPA6/2.5-19-GY		
Orange TPA6/2.5-7-OG	Orange TPA6/2.5-13-OG	Orange TPA6/2.5-19-OG		
Blue TPA6/2.5-7-BU	Blue TPA6/2.5-13-BU	Blue TPA6/2.5-19-BU		

Accessory

Din rail adapter for NS35	Din rail adapter for NS15	Din rail bracket	Flange for screw mounting	Marking carrier
				
TPA NS 35	**TPA NS 15**	**TPA NS 35T**	**TPA2.5 NF**	**TPA-KLM3**

Push-in Type Power Distribution Block 4mm² Terminal Points

	Rated Parameters				Wire Range			Other Parameters		
			IEC	UL	Solid	Fine Stranded	Furrule	Insulating Material / Flame Retardant Grade, Conforming To UL94		V0
Input	Rated Voltage	[V]	450	600	0.5-10 [mm²]	0.5-10 [mm²]	0.5-10 [mm²]			
	Rated Current	[A]	57	57	24-8 [AWG]	24-8 [AWG]	24-8 [AWG]	Strip Length	[mm]	12-14
Output	Rated Voltage	[V]	450	600	0.2-6 [mm²]	0.2-4 [mm²]	0.2-4 [mm²]			
	Rated Current	[A]	32	32	24-10 [AWG]	24-12 [AWG]	24-12 [AWG]	Strip Length	[mm]	10-12

				
T:27.85mm W:28.6mm H:21.7mm	T:46.3mm W:28.6mm H:21.7mm	T:64.75mm W:28.6mm H:21.7mm		
Order NO.	**Order NO.**	**Order NO.**		
Gray TPA10/4-7-GY	Gray TPA10/4-13-GY	Gray TPA10/4-19-GY		
Orange TPA10/4-7-OG	Orange TPA10/4-13-OG	Orange TPA10/4-19-OG		
Blue TPA10/4-7-BU	Blue TPA10/4-13-BU	Blue TPA10/4-19-BU		

Accessory

Din rail adapter for NS35	Din rail adapter for NS15	Din rail bracket	Flange for screw mounting	Marking carrier
				
TPA NS 35	**TPA NS 15**	**TPA NS 35T**	**TPA2.5 NF**	**TPA-KLM3**

Mark: (Total current which connects to all the wires, cannot be over rated current).







	2.5mm² 1-1 Feed Through Terminal Block of Side-entry			4mm² 1-1 Feed Through Terminal Block of Side-entry			6mm² 1-1 Feed Through Terminal Block of Side-entry		
Size	Technical Parameter			Technical Parameter			Technical Parameter		
[mm]	Thickness	Width	Height	Thickness	Width	Height	Thickness	Width	Height
Note:Height With DIN Rail NS 35/7.5	5.2	50.5	36.8	6.2	50.5	36.8	8.2	61	43.7
Rated Parameters	IEC	UL		IEC	UL		IEC	UL	
Rated Voltage [V]	1000	600		1000	600		1000	600	
Rated Current [A]	24	20		32	30		41	40	
Wire Range	Solid	Fine Stranded	Furrule	Solid	Fine Stranded	Furrule	Solid	Fine Stranded	Furrule
[mm²]	0.2-4	0.2-2.5	0.2-2.5	0.2-6	0.2-4	0.2-4	0.5-10	0.5-6	0.5-6
[AWG]	26-12	26-12	26-12	26-10	26-10	26-10	20-8	20-8	20-8
Other Parameters									
Insulating Material / Flame Retardant Grade, Conforming To UL94	V0			V0			V0		
Strip length [mm]	8-10			9-11			10-12		
	Order Information			Order Information			Order Information		
Product Colour	Order NO.			Order NO.			Order NO.		
Gray	TPV2.5-2-GY			TPV4-2-GY			TPV6-2-GY		
Can Be Used For DIN Rail Orange	TPV2.5-2-OG			TPV4-2-OG			TPV6-2-OG		
NS 35/7.5 Blue	TPV2.5-2-BU			TPV4-2-BU			TPV6-2-BU		
	Accessory			Accessory			Accessory		
Cover Plate	Order NO.			Order NO.			Order NO.		
Gray	TPV2.5-2-GY-EA			TPV2.5-2-GY-EA			TPV6-2-GY-EA		
Thickness2.2mm Orange	TPV2.5-2-OG-EA			TPV2.5-2-OG-EA			TPV6-2-OG-EA		
Blue	TPV2.5-2-BU-EA			TPV2.5-2-BU-EA			TPV6-2-BU-EA		
Compensatory Plate	Order NO.			Order NO.			Order NO.		
Thickness1.00mm Gray	*			*			*		
Jumper									
Poles No. Colour	Order NO.			Order NO.			Order NO.		
2 Yellow	TJA5.2-2			TJA6.2-2			TJA8.2-2		
3 Yellow	TJA5.2-3			TJA6.2-3			TJA8.2-3		
4 Yellow	TJA5.2-4			TJA6.2-4			TJA8.2-4		
... .	.....			.....			.....		
9 Yellow	TJA5.2-9			TJA6.2-9			TJA8.2-9		
10 Yellow	TJA5.2-10			TJA6.2-10			TJA8.2-10		
Front Marker	Order NO.			Order NO.			Order NO.		
5PCS	*			*			*		
Front Marker	Order NO.			Order NO.			Order NO.		
100PCS	305801			306801			308801		
Winding marking (50 meters/roll)	TMZ9.6-50			TMZ9.6-50			TMZ9.6-50		
Front And Side Marker	Order NO.			Order NO.			Order NO.		
Printing Service	TMB5.2-120			TMB6.2-100			TMB8.2-50		

Mark: (Total current which connects to all the wires, cannot be over rated current).







	2.5mm² 1-1 Feed Through GROUND Terminal Block of Side-entry			4mm² 1-1 Feed Through GROUND Terminal Block of Side-entry			6mm² 1-1 Feed Through GROUND Terminal Block of Side-entry		
Size	Technical Parameter			Technical Parameter			Technical Parameter		
[mm]	Thickness	Width	Height	Thickness	Width	Height	Thickness	Width	Height
Note:Height With DIN Rail NS 35/7.5	5.2	50.5	36.8	6.2	50.5	36.8	8.2	61	43.7
Rated Parameters	IEC	UL		IEC	UL		IEC	UL	
Rated Voltage [V]	*	*		*	*		*	*	
Rated Current [A]	*	*		*	*		*	*	
Wire Range	Solid	Fine Stranded	Furrule	Solid	Fine Stranded	Furrule	Solid	Fine Stranded	Furrule
[mm²]	0.2-4	0.2-2.5	0.2-2.5	0.2-6	0.2-4	0.2-4	0.5-10	0.5-6	0.5-6
[AWG]	26-12	26-12	26-12	26-10	26-10	26-10	20-8	20-8	20-8
Other Parameters									
Insulating Material / Flame Retardant Grade, Conforming To UL94	V0			V0			V0		
Strip length [mm]	8-10			9-11			10-12		
	Order Information			Order Information			Order Information		
Product Colour	Order NO.			Order NO.			Order NO.		
Yellow green	TPV2.5-2-PE			TPV4-2-PE			TPV6-2-PE		
Can Be Used For DIN Rail	*			*			*		
NS 35/7.5	*			*			*		
	Accessory			Accessory			Accessory		
Cover Plate	Order NO.			Order NO.			Order NO.		
Gray	TPV2.5-2-GY-EA			TPV2.5-2-GY-EA			TPV6-2-GY-EA		
Thickness2.2mm Orange	TPV2.5-2-OG-EA			TPV2.5-2-OG-EA			TPV6-2-OG-EA		
Blue	TPV2.5-2-BU-EA			TPV2.5-2-BU-EA			TPV6-2-BU-EA		
Compensatory Plate	Order NO.			Order NO.			Order NO.		
Thickness1.00mm Gray	*			*			*		
Jumper									
Poles No. Colour	Order NO.			Order NO.			Order NO.		
2 Yellow	*			*			*		
3 Yellow	*			*			*		
4 Yellow	*			*			*		
... .	*			*			*		
9 Yellow	*			*			*		
10 Yellow	*			*			*		
Front Marker	Order NO.			Order NO.			Order NO.		
5PCS	*			*			*		
Front Marker	Order NO.			Order NO.			Order NO.		
100PCS	305801			306801			308801		
Winding marking (50 meters/roll)	TMZ9.6-50			TMZ9.6-50			TMZ9.6-50		
Front And Side Marker	Order NO.			Order NO.			Order NO.		
Printing Service	TMB5.2-120			TMB6.2-100			TMB8.2-50		

Mark: (Total current which connects to all the wires, cannot be over rated current).

TPH High Current Series

Adopting POWER Spring connection technology, easy installation of wires;
Provides multiple wiring capacity ranges up to 185mm ²;
optional card type terminal blocks, easy to achieve power feeding and voltage tapping;
plug-in or edge plug-in bridge components, easy to achieve point allocation;
supports DIN rail installation and direct installation, making installation more flexible;
Use a standard screwdriver to rotate the operating lever, further simplifying the operation process;
Adopt unified identification and standardized testing connections to ensure consistency and reliability of the connections.

The TPH35 high-current terminals are designed to POWER Spring to meet the demanding demands of complex industrial environments. It provides a flexible and efficient wiring solution for power equipment while ensuring a high level of stability, further enhancing its reliability and practicality in industrial applications.





With testing holes



Take the line



POWER spring（wire）

Mark: (Total current which connects to all the wires, cannot be over rated current).





		35mm² High current terminal block			High current ground terminal block		
		Technical Parameter			Technical Parameter		
Size		Thickness	Width	Height	Thickness	Width	Height
Note:Height With DIN Rail NS 35/7.5	[mm]	16	101	77.2	16	101	77.2
Rated Parameters		IEC	UL		IEC	UL	
Rated Voltage	[V]	1000	1000		*	*	
Rated Current	[A]	125	115		*	*	
Wire Range		Solid	Fine Stranded	Furrule	Solid	Fine Stranded	Furrule
	[mm²]	2.5-35	2.5-35	2.5-35	2.5-35	2.5-35	2.5-35
	[AWG]	14-2	14-2	14-2	14-2	14-2	14-2
Screw Type	[*]		*			*	
Torque	[N.m]		*			*	
Other Parameters							
Insulating Material / Flame Retardant Grade, Conforming To UL94		V0			V0		
Strip length	[mm]	25			25		
		Order Information			Order Information		
Product	Colour	Order NO.			Order NO.		
Can Be Used For DIN Rail NS 35/7.5	Gray	TPH35-2-GY			TPH35-2-PE(Yellow green)		
	Orange	TPH35-2-OG					
	Blue	TPH35-2-BU					
		Accessory			Accessory		
Branching plug	Colour	Order NO.			Order NO.		
	Gray	*			*		
		*			*		
Jumper							
Poles No.		Order NO.			Order NO.		
2		TJA16-2			TJA16-2		
3		*			*		
4		*			*		
...		.....			.....		
9		*			*		
10		*			*		
Front Marker		Order NO.			Order NO.		
1PCS		*			TMZ9.6-50		
Front Marker(Small)		Order NO.			Order NO.		
Printing Service		316801			316801		
Side Marker		Order NO.			Order NO.		
Printing Service		TMB8.2-50			TMB8.2-50		

Mark: (Total current which connects to all the wires, cannot be over rated current).

TC Rail-mounted Terminal Blocks With Spring-cage Clamp

TC series spring-cage terminal blocks adopt spring cage technology, which have 2 advantages, one is saving design space and the other one is best wire connection solution. The products can be widely used in elevator, rail way industry, ship building, building wire, heavy duty equipment, automation industry etc. The product design and manufacturing in line with relevant international standards such as IEC60947, UL1059.





▲ Spring-cage connection technology has more locking force, which makes sure steady working in vibration surrounding.
▲ Easy operation: open the spring by screwdriver, insert wire. It' s done when removing the screw driver.
▲ It' s workable not only for solid or flexible wire by the rated cross section, but also for wire with furrule by the rated cross section. Max wire cross section is 35mm².



Jumper System

▲Adopting double row jumper slot design, the jumper can reach up to 10 pins at most, can achieve many kinds of complicated circuit design.
▲The adjacent poles can be connected by breaking down the comb's pin.



Compensatory Plate

▲ The compensatory plates can be used to pretend from conductor parts when different poles terminal blocks assemble.



Double-level Feed Through Terminal Block

▲The up or down level can work separately or connected. It can connect more wires in same length than 2-2 terminal blocks.
▲It shares the accessory like markers jumpers with TC series.



2-2 Feed Through Terminal Block With Interrupted Power Rail

▲ The conduction part is divided in middle compared to normal 2-2 terminal blocks. Which can get 2 individual circuits on a terminal block both sides.
▲And bridges can connected at random on one side.

System accessories

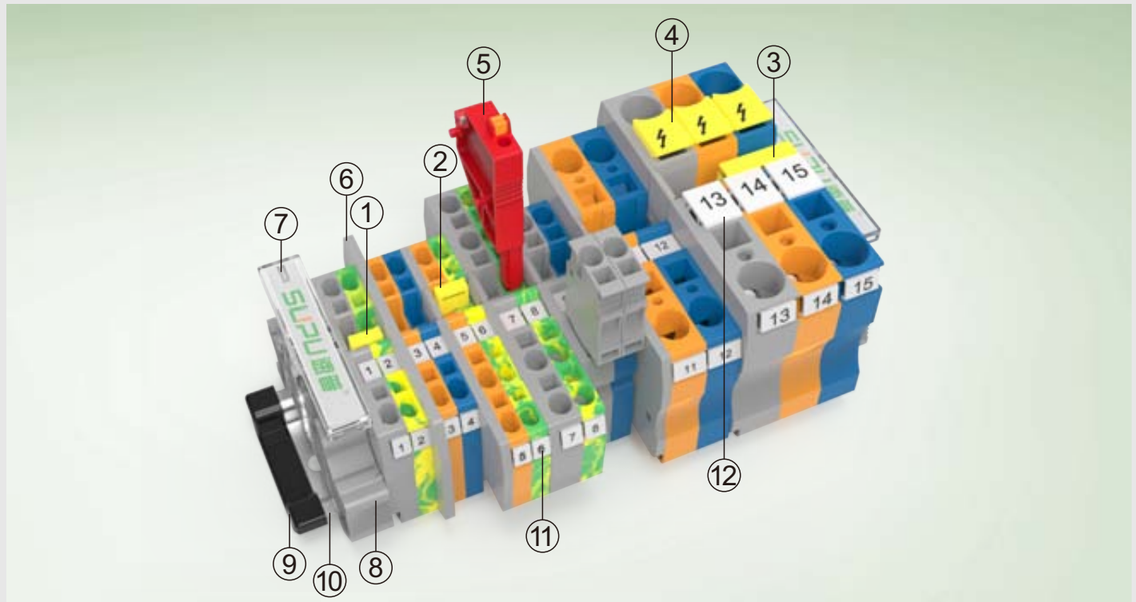

No.		Order NO.	Colour
①	Jumper	TJA5.2-2	Yellow
②	Jumper	TJA5.2-2	Yellow
③	Jumper	TJA10.2-2	Yellow
④	Protective Warning Marker	TMD10.2-5	Yellow
⑤	Test Plug	SP-5	Red
⑥	Partition plate	ATP-TP	Gray
⑦	Transparent Narker card	215214	Open
⑧	End Clamp	215215	Gray
⑨	Rail end cap	920001	Ferrous
⑩	Rails	900421/011	
⑪	Side Marker	TMBWT5.2-72	White
⑫	Front Marker	TMCT10.2-36	White



Marking

▲The marker are designed by 3 sides to make it easy to be observed, which makes operation easier.



Pluggable Terminal Block

▲It joins from TC spring-cage connection terminal blocks and plug. Which get flexible connection solution.
▲Both Plug-in and plug parts are protection against electric shock. Both can be connected to electricity.
▲Plug can be connected by single or double wires. Or multil plugs connected by bridges.
▲Plug can be provided from 2-15 poles. And gray, blue, orange, yellow—green colors are available.







		1.5mm² 1-1 Feed Through Terminal Block			2.5mm² 1-1 Feed Through Terminal Block			4mm² 1-1 Feed Through Terminal Block			6mm² 1-1 Feed Through Terminal Block			10mm² 1-1 Feed Through Terminal Block		
		Technical Parameter			Technical Parameter			Technical Parameter			Technical Parameter			Technical Parameter		
Size		Thickness	Width	Height	Thickness	Width	Height	Thickness	Width	Height	Thickness	Width	Height	Thickness	Width	Height
Note:Height With DIN Rail NS 35/7.5	[mm]	4.2	48.2	36.8	5.2	48.2	36.8	6.2	56.2	36.8	8.2	69.5	43.5	10.2	71.5	50.2
Rated Parameters		IEC	UL		IEC	UL		IEC	UL		IEC	UL		IEC	UL	
Rated Voltage	[V]	500	300		800	600		800	600		1000	600		1000	600	
Rated Current	[A]	17.5	15		24	20		32	30		41	50		57	65	
Wire Range		Solid	Fine Stranded	Furrule	Solid	Fine Stranded	Furrule	Solid	Fine Stranded	Furrule	Solid	Fine Stranded	Furrule	Solid	Fine Stranded	Furrule
	[mm²]	0.2-1.5	0.2-1.5	0.2-1.5	0.2-4	0.2-2.5	0.2-2.5	0.2-6	0.2-4	0.2-4	0.2-10	0.2-6	0.2-6	0.2-16	0.2-10	0.2-10
	[AWG]	24-16	24-16	24-16	24-12	24-12	24-12	24-10	24-10	24-10	24-8	24-8	24-8	24-6	24-6	24-6
Other Parameters																
Insulating Material / Flame Retardant Grade, Conforming To UL94			V0			V0			V0			V0			V0	
Strip length	[mm]		10			10			10			12			18	

		Order Information	Order Information	Order Information	Order Information	Order Information
Product	Colour	Order NO.	Order NO.	Order NO.	Order NO.	Order NO.
	Gray	TC1.5-2-GY	TC2.5-2-GY	TC4-2-GY	TC6-2-GY	TC10-2-GY
Can Be Used For DIN Rail NS 35/7.5 NS35/15	Orange	TC1.5-2-OG	TC2.5-2-OG	TC4-2-OG	TC6-2-OG	TC10-2-OG
	Blue	TC1.5-2-BU	TC2.5-2-BU	TC4-2-BU	TC6-2-BU	TC10-2-BU
		Accessory	Accessory	Accessory	Accessory	Accessory
Cover Plate		Order NO.	Order NO.	Order NO.	Order NO.	Order NO.
	Gray	TC1.5-2-GY-EA	TC1.5-2-GY-EA	TC4-2-GY-EA	TC6-2-GY-EA	TC10-2-GY-EA
Thickness2.2mm	Orange	TC1.5-2-OG-EA	TC1.5-2-OG-EA	TC4-2-OG-EA	TC6-2-OG-EA	TC10-2-OG-EA
	Blue	TC1.5-2-BU-EA	TC1.5-2-BU-EA	TC4-2-BU-EA	TC6-2-BU-EA	TC10-2-BU-EA
Compensatory Plate		Order NO.	Order NO.	Order NO.	Order NO.	Order NO.
Thickness1.00mm	Gray	TC1.5-4-GY-EB	TC1.5-4-GY-EB	TC4-4-GY-EB	*	*
Jumper		**Imax/17.5A**	**Imax/24A**	**Imax/32A**	**Imax/41A**	**Imax/57A**
Poles No.	Colour	Order NO.	Order NO.	Order NO.	Order NO.	Order NO.
2	Yellow	TJA4.2-2	TJA5.2-2	TJA6.2-2	TJA8.2-2	TJA10.2-2
3	Yellow	TJA4.2-3	TJA5.2-3	TJA6.2-3	TJA8.2-3	*
4	Yellow	TJA4.2-4	TJA5.2-4	TJA6.2-4	TJA8.2-4	*
...	.....	.....	.....	.....	.....	.....
9	Yellow	TJA4.2-9	TJA5.2-9	TJA6.2-9	TJA8.2-9	*
10	Yellow	TJA4.2-10	TJA5.2-10	TJA6.2-10	TJA8.2-10	*
Protective Warning Marker		Order NO.	Order NO.	Order NO.	Order NO.	Order NO.
5PCS		TMD4.2-5	TMD5.2-5	TMD6.2-5	TMD8.2-5	TMD10.2-5
Front Marker		Order NO.	Order NO.	Order NO.	Order NO.	Order NO.
100PCS		*	305801	306801	308801	TMB10.2-10
Front And Side Marker		Order NO.	Order NO.	Order NO.	Order NO.	Order NO.
Printing Service		TMB4.2-100	TMB5.2-120	TMB6.2-100	TMB8.2-50	TMB8.2-50

Mark: (Total current which connects to all the wires, cannot be over rated current).

Mark: (Total current which connects to all the wires, cannot be over rated current).









		16mm² 1-1 Feed Through Terminal Block			35mm² 1-1 Feed Through Terminal Block		
		Technical Parameter			Technical Parameter		
Size		Thickness	Width	Height	Thickness	Width	Height
Note:Height With DIN Rail NS 35/7.5	[mm]	12.2	80	51.5	16.1	100	59
Rated Parameters		IEC	UL		IEC	UL	
Rated Voltage	[V]	1000	600		1000	600	
Rated Current	[A]	76	85		125	115	
Wire Range		Solid	Fine Stranded	Furrule	Solid	Fine Stranded	Furrule
	[mm²]	0.2-25	0.2-16	0.25-16	2.5-35	2.5-35	2.5-35
	[AWG]	24-4	24-4	24-4	14-2	14-2	14-2
Other Parameters							
Insulating Material / Flame Retardant Grade, Conforming To UL94			V0			V0	
Strip length	[mm]		18			25	
Product	Colour	Order NO.			Order NO.		
	Gray	TC16-2-GY			TC35-2-GY		
Can Be Used For DIN Rail NS 35/7.5 NS35/15	Orange	TC16-2-OG			TC35-2-OG		
	Blue	TC16-2-BU			TC35-2-BU		
		Accessory			Accessory		
Cover Plate		Order NO.			Order NO.		
Thickness2.2mm	Gray	TC16-2-GY-EA			*		
	Orange	TC16-2-OG-EA			*		
	Blue	TC16-2-BU-EA			*		
Compensatory Plate		Order NO.			Order NO.		
Thickness1.00mm	Gray	*			*		
Jumper							
Poles No.	Colour	Order NO.			Order NO.		
2	Yellow	TJA12.2-2			TJA16-2		
3	Yellow	*			*		
4	Yellow	*			*		
...	.....	.....			.....		
9	Yellow	*			*		
10	Yellow	*			*		
Protective Warning Marker		Order NO.			Order NO.		
5PCS		TMD10.2-5			TMD10.2-5		
Front Marker		Order NO.			Order NO.		
100PCS		TMB10.2-10			316801		
Front And Side Marker		Order NO.			Order NO.		
Printing Service		TMB8.2-50			TMB8.2-50		

Mark: (Total current which connects to all the wires, cannot be over rated current).

		1.5mm² 1-1 Feed Through Ground Terminal Block			2.5mm² 1-1 Feed Through Ground Terminal Block		
		Technical Parameter			Technical Parameter		
Size		Thickness	Width	Height	Thickness	Width	Height
Note:Height With DIN Rail NS 35/7.5	[mm]	4.2	48.2	36.8	5.2	48.2	36.8
Rated Parameters		IEC	UL		IEC	UL	
Rated Voltage	[V]	500	300		800	600	
Rated Current	[A]	*	*		*	*	
Wire Range	Furrule	Solid	Fine Stranded	Furrule	Solid	Fine Stranded	Furrule
	[mm²]	0.2-1.5	0.2-1.5	0.2-1.5	0.2-4	0.2-2.5	0.2-2.5
	[AWG]	24-16	24-16	24-16	24-12	24-12	24-12
Other Parameters							
Insulating Material / Flame Retardant Grade, Conforming To UL94			V0			V0	
Strip length	[mm]		10			**10**	
Product	Colour	Order NO.			Order NO.		
	Yellow green	TC1.5-2-PE			TC2.5-2-PE		
Can Be Used For DIN Rail NS 35/7.5 NS35/15	*	*			*		
	*	*			*		
		Accessory			Accessory		
Cover Plate		Order NO.			Order NO.		
Thickness2.2mm	Gray	TC1.5-2-GY-EA			TC1.5-2-GY-EA		
	Orange	TC1.5-2-OG-EA			TC1.5-2-OG-EA		
	Blue	TC1.5-2-BU-EA			TC1.5-2-BU-EA		
Compensatory Plate		Order NO.			Order NO.		
Thickness1.00mm	Gray	TC1.5-4-GY-EB			TC1.5-4-GY-EB		
Jumper							
Poles No.	Colour	Order NO.			Order NO.		
2	Yellow	*			*		
3	Yellow	*			*		
4	Yellow	*			*		
...	.....	.....			.....		
9	Yellow	*			*		
10	Yellow	*			*		
Protective Warning Marker		Order NO.			Order NO.		
5PCS		TMD4.2-5			TMD5.2-5		
Front Marker		Order NO.			Order NO.		
100PCS		*			305801		
Front And Side Marker		Order NO.			Order NO.		
Printing Service		TMB4.2-100			TMB5.2-120		

Mark: (Total current which connects to all the wires, cannot be over rated current).











		4mm² 1-1 Feed Through Ground Terminal Block			6mm² 1-1 Feed Through Ground Terminal Block			10mm² 1-1 Feed Through Ground Terminal Block			16mm² 1-1 Feed Through Ground Terminal Block			35mm² 1-1 Feed Through Ground Terminal Block		
Size		Technical Parameter			Technical Parameter			Technical Parameter			Technical Parameter			Technical Parameter		
	[mm]	Thickness	Width	Height	Thickness	Width	Height	Thickness	Width	Height	Thickness	Width	Height	Thickness	Width	Height
Note:Height With DIN Rail NS 35/7.5		6.2	56.2	36.8	8.2	69.5	43.5	10.2	71.5	50.2	12.2	80	51.5	16.1	100	59
Rated Parameters		IEC	UL		IEC	UL		IEC	UL		IEC	UL		IEC	UL	
Rated Voltage	[V]	800	600		1000	600		800	600		1000	600		1000	600	
Rated Current	[A]	*	*		*	*		*	*		*	*		*	*	
Wire Range		Solid	Fine Stranded	Furrule	Solid	Fine Stranded	Furrule	Solid	Fine Stranded	Furrule	Solid	Fine Stranded	Furrule	Solid	Fine Stranded	Furrule
	[mm²]	0.2-6	0.2-4	0.2-4	0.2-10	0.2-6	0.2-6	0.2-16	0.2-10	0.2-10	0.2-25	0.2-16	0.25-16	2.5-35	2.5-35	2.5-35
	[AWG]	24-10	24-10	24-10	24-8	24-8	24-8	24-6	24-6	24-6	24-4	24-4	24-4	14-2	14-2	14-2
Other Parameters																
Insulating Material / Flame Retardant Grade, Conforming To UL94			V0			V0			V0			V0			V0	
Strip length	[mm]		10			12			18			18			25	

		Order Information			Order Information			Order Information			Order Information			Order Information		
Product	Colour	Order NO.			Order NO.			Order NO.			Order NO.			Order NO.		
	Yellow green	TC4-2-PE			TC6-2-PE			TC10-2-PE			TC16-2-PE			TC35-2-PE		
Can Be Used For DIN Rail	*	*			*			*			*			*		
NS 35/7.5 NS35/15	*	*			*			*			*			*		
		Accessory			Accessory			Accessory			Accessory			Accessory		
Cover Plate		Order NO.			Order NO.			Order NO.			Order NO.			Order NO.		
Thickness2.2mm	Gray	TC4-2-GY-EA			TC6-2-GY-EA			TC10-2-GY-EA			TC16-2-GY-EA			*		
	Orange	TC4-2-OG-EA			TC6-2-OG-EA			TC10-2-OG-EA			TC16-2-OG-EA			*		
	Blue	TC4-2-BU-EA			TC6-2-BU-EA			TC10-2-BU-EA			TC16-2-BU-EA			*		
Compensatory Plate		Order NO.			Order NO.			Order NO.			Order NO.			Order NO.		
Thickness1.00mm	Gray	TC4-4-GY-EB			*			*			*			*		
Jumper																
Poles No.	Colour	Order NO.			Order NO.			Order NO.			Order NO.			Order NO.		
2	Yellow	*			TJA8.2-2			TJA10.2-2			TJA12.2-2			TJA16-2		
3	Yellow	*			TJA8.2-3			*			*			*		
4	Yellow	*			TJA8.2-4			*			*			*		
...	.....	.....			.....			.....			.....			.....		
9	Yellow	*			TJA8.2-9			*			*			*		
10	Yellow	*			TJA8.2-10			*			*			*		
Protective Warning Marker		Order NO.			Order NO.			Order NO.			Order NO.			Order NO.		
5PCS		TMD6.2-5			TMD8.2-5			TMD10.2-5			TMD10.2-5			TMD10.2-5		
Front Marker		Order NO.			Order NO.			Order NO.			Order NO.			Order NO.		
100PCS		306801			308801			TMB10.2-10			TMB10.2-10			316801		
Front And Side Marker		Order NO.			Order NO.			Order NO.			Order NO.			Order NO.		
Printing Service		TMB6.2-100			TMB8.2-50			TMB8.2-50			TMB8.2-50			TMB8.2-50		

Mark: (Total current which connects to all the wires, cannot be over rated current).

Mark: (Total current which connects to all the wires, cannot be over rated current).











		1.5mm² 1-2 Feed Through Terminal Block			2.5mm² 1-2 Feed Through Terminal Block			4mm² 1-2 Feed Through Terminal Block			6mm² 1-2 Feed Through Terminal Block			10mm² 1-2 Feed Through Terminal Block		
		Technical Parameter			Technical Parameter			Technical Parameter			Technical Parameter			Technical Parameter		
Size		Thickness	Width	Height	Thickness	Width	Height	Thickness	Width	Height	Thickness	Width	Height	Thickness	Width	Height
Note:Height With DIN Rail NS 35/7.5	[mm]	4.2	60.2	36.8	5.2	60.2	36.8	6.2	71.8	36.8	8.2	90.5	43.5	10.2	97	50.2
Rated Parameters		IEC	UL		IEC	UL		IEC	UL		IEC	UL		IEC	UL	
Rated Voltage	[V]	500	300		800	600		800	600		1000	600		1000	600	
Rated Current	[A]	17.5	15		24	20		32	30		41	50		57	65	
Wire Range		Solid	Fine Stranded	Furrule	Solid	Fine Stranded	Furrule	Solid	Fine Stranded	Furrule	Solid	Fine Stranded	Furrule	Solid	Fine Stranded	Furrule
	[mm²]	0.2-1.5	0.2-1.5	0.2-1.5	0.2-4	0.2-2.5	0.2-2.5	0.2-6	0.2-4	0.2-4	0.2-10	0.2-6	0.2-6	0.2-16	0.2-10	0.2-10
	[AWG]	24-16	24-16	24-16	24-12	24-12	24-12	24-10	24-10	24-10	24-8	24-8	24-8	24-6	24-6	24-6
Other Parameters																
Insulating Material / Flame Retardant Grade, Conforming To UL94			V0			V0			V0			V0			V0	
Strip length	[mm]		10			10			10			12			18	

			Order Information	Order Information	Order Information	Order Information	Order Information
Product	Colour		Order NO.	Order NO.	Order NO.	Order NO.	Order NO.
		Gray	TC1.5-3-GY	TC2.5-3-GY	TC4-3-GY	TC6-3-GY	TC10-3-GY
Can Be Used For DIN Rail NS 35/7.5 NS35/15		Orange	TC1.5-3-OG	TC2.5-3-OG	TC4-3-OG	TC6-3-OG	TC10-3-OG
		Blue	TC1.5-3-BU	TC2.5-3-BU	TC4-3-BU	TC6-3-BU	TC10-3-BU
			Accessory	Accessory	Accessory	Accessory	Accessory
Cover Plate			Order NO.	Order NO.	Order NO.	Order NO.	Order NO.
Thickness2.2mm		Gray	TC1.5-3-GY-EA	TC1.5-3-GY-EA	TC4-3-GY-EA	TC6-3-GY-EA	TC10-3-GY-EA
		Orange	TC1.5-3-OG-EA	TC1.5-3-OG-EA	TC4-3-OG-EA	TC6-3-OG-EA	TC10-3-OG-EA
		Blue	TC1.5-3-BU-EA	TC1.5-3-BU-EA	TC4-3-BU-EA	TC6-3-BU-EA	TC10-3-BU-EA
Compensatory Plate			Order NO.	Order NO.	Order NO.	Order NO.	Order NO.
Thickness1.00mm		Gray	TC1.5-4-GY-EB	TC1.5-4-GY-EB	TC4-4-GY-EB	*	*
Jumper			**Imax/17.5A**	**Imax/24A**	**Imax/32A**	**Imax/41A**	**Imax/57A**
Poles No.	Colour		Order NO.	Order NO.	Order NO.	Order NO.	Order NO.
2	Yellow		TJA4.2-2	TJA5.2-2	TJA6.2-2	TJA8.2-2	TJA10.2-2
3	Yellow		TJA4.2-3	TJA5.2-3	TJA6.2-3	TJA8.2-3	*
4	Yellow		TJA4.2-4	TJA5.2-4	TJA6.2-4	TJA8.2-4	*
...	.....		.....	.....	.....	.....	.....
9	Yellow		TJA4.2-9	TJA5.2-9	TJA6.2-9	TJA8.2-9	*
10	Yellow		TJA4.2-10	TJA5.2-10	TJA6.2-10	TJA8.2-10	*
Protective Warning Marker			Order NO.	Order NO.	Order NO.	Order NO.	Order NO.
5PCS			TMD4.2-5	TMD5.2-5	TMD6.2-5	TMD8.2-5	TMD10.2-5
Front Marker			Order NO.	Order NO.	Order NO.	Order NO.	Order NO.
100PCS			*	305801	306801	308801	TMB10.2-10
Front And Side Marker			Order NO.	Order NO.	Order NO.	Order NO.	Order NO.
Printing Service			TMB4.2-100	TMB5.2-120	TMB6.2-100	TMB8.2-50	TMB8.2-50

Mark: (Total current which connects to all the wires, cannot be over rated current).

Mark: (Total current which connects to all the wires, cannot be over rated current).











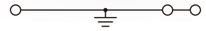

		16mm² 1-2 Feed Through Terminal Block		
		Technical Parameter		
Size		Thickness	Width	Height
Note:Height With DIN Rail NS 35/7.5	[mm]	12.2	108.3	51.4
Rated Parameters		IEC	UL	
Rated Voltage	[V]	1000	600	
Rated Current	[A]	76	85	
Wire Range		Solid	Fine Stranded	Furrule
	[mm²]	0.2-25	0.2-16	0.25-16
	[AWG]	24-4	24-4	24-4
Other Parameters				
Insulating Material / Flame Retardant Grade, Conforming To UL94		V0		
Strip length	[mm]	18		
		Order Information		
Product	Colour	Order NO.		
Can Be Used For DIN Rail NS 35/7.5 NS35/15	Gray	TC16-3-GY		
	Orange	TC16-3-OG		
	Blue	TC16-3-BU		
		Accessory		
Cover Plate		Order NO.		
Thickness2.2mm	Gray	TC16-3-GY-EA		
	Orange	TC16-3-OG-EA		
	Blue	TC16-3-BU-EA		
Compensatory Plate		Order NO.		
Thickness1.00mm	Gray	*		
Jumper		**Imax/76A**		
Poles No.	Colour	Order NO.		
2	Yellow	TJA12.2-2		
3	Yellow	*		
4	Yellow	*		
...	.....	.....		
9	Yellow	*		
10	Yellow	*		
Protective Warning Marker		Order NO.		
5PCS		TMD10.2-5		
Front Marker		Order NO.		
100PCS		312801		
Winding marking (50 meters/roll)		TMZ9.6-50		
Front And Side Marker		Order NO.		
Printing Service		TMB8.2-50		

		1.5mm² 1-2 Feed Through Ground Terminal Block			2.5mm² 1-2 Feed Through Ground Terminal Block		
		Technical Parameter			Technical Parameter		
Size		Thickness	Width	Height	Thickness	Width	Height
Note:Height With DIN Rail NS 35/7.5	[mm]	4.2	60.2	36.8	5.2	60.2	36.8
Rated Parameters		IEC	UL		IEC	UL	
Rated Voltage	[V]	500	300		800	600	
Rated Current	[A]	*	*		*	*	
Wire Range		Solid	Fine Stranded	Furrule	Solid	Fine Stranded	Furrule
	[mm²]	0.2-1.5	0.2-1.5	0.2-1.5	0.2-4	0.2-2.5	0.2-2.5
	[AWG]	24-16	24-16	24-16	24-12	24-12	24-12
Other Parameters							
Insulating Material / Flame Retardant Grade, Conforming To UL94		V0			V0		
Strip length	[mm]	10			**10**		
		Order Information			Order Information		
Product	Colour	Order NO.			Order NO.		
Can Be Used For DIN Rail NS 35/7.5 NS35/15	Yellow green	TC1.5-3-PE			TC2.5-3-PE		
	*	*			*		
	*	*			*		
		Accessory			Accessory		
Cover Plate		Order NO.			Order NO.		
Thickness2.2mm	Gray	TC1.5-3-GY-EA			TC1.5-3-GY-EA		
	Orange	TC1.5-3-OG-EA			TC1.5-3-OG-EA		
	Blue	TC1.5-3-BU-EA			TC1.5-3-BU-EA		
Compensatory Plate		Order NO.			Order NO.		
Thickness1.00mm	Gray	TC1.5-4-GY-EB			TC1.5-4-GY-EB		
Jumper							
Poles No.	Colour	Order NO.			Order NO.		
2	Yellow	*			*		
3	Yellow	*			*		
4	Yellow	*			*		
...	.....	.....			.....		
9	Yellow	*			*		
10	Yellow	*			*		
Protective Warning Marker		Order NO.			Order NO.		
5PCS		TMD4.2-5			TMD5.2-5		
Front Marker		Order NO.			Order NO.		
100PCS		*			305801		
Winding marking (50 meters/roll)		*			*		
Front And Side Marker		Order NO.			Order NO.		
Printing Service		TMB4.2-100			TMB5.2-120		

Mark: (Total current which connects to all the wires, cannot be over rated current).

Mark: (Total current which connects to all the wires, cannot be over rated current).

TC Rail-mounted terminal blocks with spring-cage clamp









		4mm² 1-2 Feed Through Ground Terminal Block			6mm² 1-2 Feed Through Ground Terminal Block		
		Technical Parameter			Technical Parameter		
Size		Thickness	Width	Height	Thickness	Width	Height
Note:Height With DIN Rail NS 35/7.5	[mm]	6.2	71.8	36.8	8.2	90.5	43.5
Rated Parameters		IEC	UL		IEC	UL	
Rated Voltage	[V]	800	600		1000	600	
Rated Current	[A]	*	*		*	*	
Wire Range		Solid	Fine Stranded	Furrule	Solid	Fine Stranded	Furrule
	[mm²]	0.2-6	0.2-4	0.2-4	0.2-10	0.2-6	0.2-6
	[AWG]	24-10	24-10	24-10	24-8	24-8	24-8
Other Parameters							
Insulating Material / Flame Retardant Grade, Conforming To UL94			V0			V0	
Strip length	[mm]		10			12	
		Order Information			Order Information		
Product	Colour	Order NO.			Order NO.		
	Yellow green	TC4-3-PE			TC6-3-PE		
Can Be Used For DIN Rail	*	*			*		
NS 35/7.5 NS35/15	*	*			*		
		Accessory			Accessory		
Cover Plate		Order NO.			Order NO.		
Thickness2.2mm	Gray	TC4-3-GY-EA			TC6-3-GY-EA		
	Orange	TC4-3-OG-EA			TC6-3-OG-EA		
	Blue	TC4-3-BU-EA			TC6-3-BU-EA		
Compensatory Plate		Order NO.			Order NO.		
Thickness1.00mm	Gray	TC4-4-GY-EB			*		
Jumper							
Poles No.	Colour	Order NO.			Order NO.		
2	Yellow	*			TJA8.2-2		
3	Yellow	*			TJA8.2-3		
4	Yellow	*			TJA8.2-4		
...	.....	.....			.....		
9	Yellow	*			TJA8.2-9		
10	Yellow	*			TJA8.2-10		
Protective Warning Marker		Order NO.			Order NO.		
5PCS		TMD6.2-5			TMD8.2-5		
Front Marker		Order NO.			Order NO.		
100PCS		306801			308801		
Winding marking (50 meters/roll)		*			*		
Front And Side Marker		Order NO.			Order NO.		
Printing Service		TMB6.2-100			TMB8.2-50		

		10mm² 1-2 Feed Through Ground Terminal Block			16mm² 1-2 Feed Through Ground Terminal Block		
		Technical Parameter			Technical Parameter		
		Thickness	Width	Height	Thickness	Width	Height
		10.2	97	50.2	12.2	108.3	51.4
		IEC	UL		IEC	UL	
		1000	600		1000	600	
		*	*		*	*	
		Solid	Fine Stranded	Furrule	Solid	Fine Stranded	Furrule
		0.2-16	0.2-10	0.2-10	0.2-25	0.2-16	0.25-16
		24-6	24-6	24-6	24-4	24-4	24-4
			V0			V0	
			18			18	
		Order Information			Order Information		
		Order NO.			Order NO.		
		TC10-3-PE			TC16-3-PE		
		*			*		
		*			*		
		Accessory			Accessory		
		Order NO.			Order NO.		
		TC10-3-GY-EA			TC16-3-GY-EA		
		TC10-3-OG-EA			TC16-3-OG-EA		
		TC10-3-BU-EA			TC16-3-BU-EA		
		Order NO.			Order NO.		
		*			*		
		Order NO.			Order NO.		
		TJA10.2-2			TJA12.2-2		
		*			*		
		*			*		
		.....			.....		
		*			*		
		*			*		
		Order NO.			Order NO.		
		TMD10.2-5			TMD10.2-5		
		Order NO.			Order NO.		
		TMB10.2-10			312801		
		*			TMZ9.6-50		
		Order NO.			Order NO.		
		TMB8.2-50			TMB8.2-50		

Mark: (Total current which connects to all the wires, cannot be over rated current).

Mark: (Total current which connects to all the wires, cannot be over rated current).







	1.5mm² 2-2 Feed Through Terminal Block			2.5mm² 2-2 Feed Through Terminal Block			4mm² 2-2 Feed Through Terminal Block		
	Technical Parameter			Technical Parameter			Technical Parameter		
Size	Thickness	Width	Height	Thickness	Width	Height	Thickness	Width	Height
[mm] Note:Height With DIN Rail NS 35/7.5	4.2	72.2	36.8	5.2	72.2	36.8	6.2	87.4	36.8
Rated Parameters	IEC	UL		IEC	UL		IEC	UL	
Rated Voltage [V]	500	300		800	600		800	600	
Rated Current [A]	17.5	15		24	20		32	30	
Wire Range	Solid	Fine Stranded	Furrule	Solid	Fine Stranded	Furrule	Solid	Fine Stranded	Furrule
[mm²]	0.2-1.5	0.2-1.5	0.2-1.5	0.2-4	0.2-2.5	0.2-2.5	0.2-6	0.2-4	0.2-4
[AWG]	24-16	24-16	24-16	24-12	24-12	24-12	24-10	24-10	24-10
Other Parameters									
Insulating Material / Flame Retardant Grade, Conforming To UL94		V0			V0			V0	
Strip length [mm]		10			10			10	

		1.5mm² 2-2 Feed Through Terminal Block	2.5mm² 2-2 Feed Through Terminal Block	4mm² 2-2 Feed Through Terminal Block
		Order Information	Order Information	Order Information
Product	Colour	Order NO.	Order NO.	Order NO.
Can Be Used For DIN Rail NS 35/7.5 NS35/15	Gray	TC1.5-4-GY	TC2.5-4-GY	TC4-4-GY
	Orange	TC1.5-4-OG	TC2.5-4-OG	TC4-4-OG
	Blue	TC1.5-4-BU	TC2.5-4-BU	TC4-4-BU
		Accessory	Accessory	Accessory
Cover Plate		Order NO.	Order NO.	Order NO.
Thickness2.2mm	Gray	TC1.5-4-GY-EA	TC1.5-4-GY-EA	TC4-4-GY-EA
	Orange	TC1.5-4-OG-EA	TC1.5-4-OG-EA	TC4-4-OG-EA
	Blue	TC1.5-4-BU-EA	TC1.5-4-BU-EA	TC4-4-BU-EA
Compensatory Plate		Order NO.	Order NO.	Order NO.
Thickness1.00mm	Gray	TC1.5-4-GY-EB	TC1.5-4-GY-EB	TC4-4-GY-EB
Jumper		**Imax/17.5A**	**Imax/24A**	**Imax/32A**
Poles No.	Colour	Order NO.	Order NO.	Order NO.
2	Yellow	TJA4.2-2	TJA5.2-2	TJA6.2-2
3	Yellow	TJA4.2-3	TJA5.2-3	TJA6.2-3
4	Yellow	TJA4.2-4	TJA5.2-4	TJA6.2-4
...	.....	.....	.....	.....
9	Yellow	TJA4.2-9	TJA5.2-9	TJA6.2-9
10	Yellow	TJA4.2-10	TJA5.2-10	TJA6.2-10
Protective Warning Marker		Order NO.	Order NO.	Order NO.
5PCS		TMD4.2-5	TMD5.2-5	TMD6.2-5
Front Marker		Order NO.	Order NO.	Order NO.
100PCS		*	305801	306801
Front And Side Marker		Order NO.	Order NO.	Order NO.
Printing Service		TMB4.2-100	TMB5.2-120	TMB6.2-100

Mark: (Total current which connects to all the wires, cannot be over rated current).

Mark: (Total current which connects to all the wires, cannot be over rated current).









	1.5mm² 2-2 Feed Through Ground Terminal Block			1.5mm² 2-2 Feed Through Ground Terminal Block(Can be bridged)		
	Technical Parameter			Technical Parameter		
Size	Thickness	Width	Height	Thickness	Width	Height
[mm] Note:Height With DIN Rail NS 35/7.5	4.2	72.2	36.8	4.2	72.2	36.8
Rated Parameters	IEC	UL		IEC	UL	
Rated Voltage [V]	500	300		500	300	
Rated Current [A]	*	*		*	*	
Wire Range	Solid	Fine Stranded	Furrule	Solid	Fine Stranded	Furrule
[mm²]	0.2-1.5	0.2-1.5	0.2-1.5	0.2-1.5	0.2-1.5	0.2-1.5
[AWG]	24-16	24-16	24-16	24-16	24-16	24-16
Other Parameters						
Insulating Material / Flame Retardant Grade, Conforming To UL94		V0			V0	
Strip length [mm]		10			10	
	Order Information			Order Information		
Product Colour	Order NO.			Order NO.		
Yellow green	TC1.5-4-PE			TC1.5-4-PE-KJ		
Can Be Used For DIN Rail	*			*		
NS 35/7.5 NS35/15	*			*		
	Accessory			Accessory		
Cover Plate	Order NO.			Order NO.		
Gray	TC1.5-4-GY-EA			TC1.5-4-GY-EA		
Thickness2.2mm Orange	TC1.5-4-OG-EA			TC1.5-4-OG-EA		
Blue	TC1.5-4-BU-EA			TC1.5-4-BU-EA		
Compensatory Plate	Order NO.			Order NO.		
Thickness1.00mm Gray	TC1.5-4-GY-EB			TC1.5-4-GY-EB		
Jumper						
Poles No. Colour	Order NO.			Order NO.		
2 Yellow	*			TJA4.2-2		
3 Yellow	*			TJA4.2-3		
4 Yellow	*			TJA4.2-4		
... .	.....			.....		
9 Yellow	*			TJA4.2-9		
10 Yellow	*			TJA4.2-10		
Protective Warning Marker	Order NO.			Order NO.		
5PCS	TMD4.2-5			TMD4.2-5		
Front Marker	Order NO.			Order NO.		
100PCS	*			*		
Front And Side Marker	Order NO.			Order NO.		
Printing Service	TMB4.2-100			TMB4.2-100		

	2.5mm² 2-2 Feed Through Ground Terminal Block			4mm² 2-2 Feed Through Ground Terminal Block		
	Technical Parameter			Technical Parameter		
	Thickness	Width	Height	Thickness	Width	Height
	5.2	72.2	36.8	6.2	87.4	36.8
	IEC	UL		IEC	UL	
	800	600		800	600	
	*	*		*	*	
	Solid	Fine Stranded	Furrule	Solid	Fine Stranded	Furrule
	0.2-4	0.2-2.5	0.2-2.5	0.2-6	0.2-4	0.2-4
	24-12	24-12	24-12	24-10	24-10	24-10
		V0			V0	
		10			10	
	Order Information			Order Information		
	Order NO.			Order NO.		
	TC2.5-4-PE			TC4-4-PE		
	*			*		
	*			*		
	Accessory			Accessory		
	Order NO.			Order NO.		
	TC1.5-4-GY-EA			TC4-4-GY-EA		
	TC1.5-4-OG-EA			TC4-4-OG-EA		
	TC1.5-4-BU-EA			TC4-4-BU-EA		
	Order NO.			Order NO.		
	TC1.5-4-GY-EB			TC4-4-GY-EB		
	Order NO.			Order NO.		
	*			*		
	*			*		
	*			*		
	.....			.....		
	*			*		
	*			*		
	Order NO.			Order NO.		
	TMD5.2-5			TMD6.2-5		
	Order NO.			Order NO.		
	305801			306801		
	Order NO.			Order NO.		
	TMB5.2-120			TMB6.2-100		

Mark: (Total current which connects to all the wires, cannot be over rated current).

Mark: (Total current which connects to all the wires, cannot be over rated current).









1.5mm² 2×2 Feed Through Disconnect Terminal Block			2.5mm² 2×2 Feed Through Disconnect Terminal Block			4mm² 2×2 Feed Through Disconnect Terminal Block			1.5mm² Double Level Terminal Blcok		
Technical Parameter			Technical Parameter			Technical Parameter			Technical Parameter		
Thickness	Width	Height	Thickness	Width	Height	Thickness	Width	Height	Thickness	Width	Height
4.2	72.2	36.8	5.2	72.2	36.8	6.2	87.4	36.8	3.5	68	45
IEC	UL		IEC	UL		IEC	UL		IEC	UL	
500	300		800	600		800	600		500	300	
17.5	15		24	20		32	30		16	15	
Solid	Fine Stranded	Furrule	Solid	Fine Stranded	Furrule	Solid	Fine Stranded	Furrule	Solid	Fine Stranded	Furrule
0.2-1.5	0.2-1.5	0.2-1.5	0.2-4	0.2-2.5	0.2-2.5	0.2-6	0.2-4	0.2-4	0.2-1.5	0.2-1.5	0.2-1
24-16	24-16	24-16	24-12	24-12	24-12	24-10	24-10	24-10	26-14	26-14	18-14
V0			V0			V0			V0		
10			10			10			10		

Order Information			Order Information			Order Information			Order Information		
Order NO.			Order NO.			Order NO.			Order NO.		
TC1.5-2X2-GY			TC2.5-2X2-GY			TC4-2X2-GY			TCD1.5-2-GY		
TC1.5-2X2-OG			TC2.5-2X2-OG			TC4-2X2-OG			TCD1.5-2-OG		
TC1.5-2X2-BU			TC2.5-2X2-BU			TC4-2X2-BU			TCD1.5-2-BU		
Accessory			Accessory			Accessory			Accessory		
Order NO.			Order NO.			Order NO.			Order NO.		
TC1.5-4-GY-EA			TC1.5-4-GY-EA			TC4-4-GY-EA			TCD1.5-2-GY-EA		
TC1.5-4-OG-EA			TC1.5-4-OG-EA			TC4-4-OG-EA			TCD1.5-2-OG-EA		
TC1.5-4-BU-EA			TC1.5-4-BU-EA			TC4-4-BU-EA			TCD1.5-2-BU-EA		
Order NO.			Order NO.			Order NO.			Order NO.		
TC1.5-4-GY-EB			TC1.5-4-GY-EB			TC4-4-GY-EB			*		
Imax/17.5A			**Imax/24A**			**Imax/32A**					
Order NO.			Order NO.			Order NO.			Order NO.		
TJA4.2-2			TJA5.2-2			TJA6.2-2			2150-302		
TJA4.2-3			TJA5.2-3			TJA6.2-3			2150-303		
TJA4.2-4			TJA5.2-4			TJA6.2-4			2150-304		
.....			.....			.....			.....		
TJA4.2-9			TJA5.2-9			TJA6.2-9			2150-309		
TJA4.2-10			TJA5.2-10			TJA6.2-10			2150-310		
Order NO.			Order NO.			Order NO.			Order NO.		
TMD4.2-5			TMD5.2-5			TMD6.2-5			*		
Order NO.			Order NO.			Order NO.			Order NO.		
*			305801			306801			*		
Order NO.			Order NO.			Order NO.			Order NO.		
TMB4.2-100			TMB5.2-120			TMB6.2-100			TMB3.5-100		

Mark: (Total current which connects to all the wires, cannot be over rated current).

Mark: (Total current which connects to all the wires, cannot be over rated current).



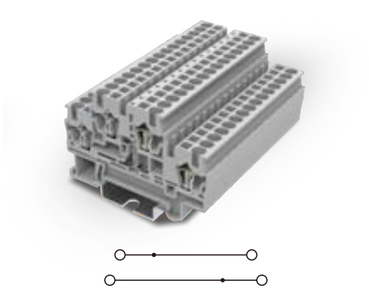



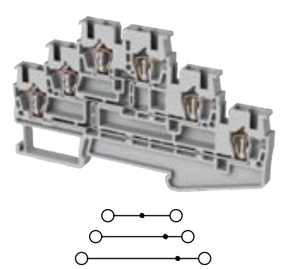



	1.5mm² Double Level With Equipotential Bonder Terminal Block			2.5mm² Double Level Terminal Blcok			2.5mm² Double Level With Equipotential Bonder Terminal Block			2.5mm² Series Front Wiring Three-Layer Rail InstallationSpring Non-Conductive Terminal Block			2.5mm² series front wiring three-layer rail installationSpring conduction (top painted black) terminal block		
	Technical Parameter			Technical Parameter			Technical Parameter			Technical Parameter			Technical Parameter		
Size	Thickness	Width	Height	Thickness	Width	Height	Thickness	Width	Height	Thickness	Width	Height	Thickness	Width	Height
[mm] Note:Height With DIN Rail NS 35/7.5	3.5	68	45	5.2	68	47.5	5.2	68	47.5	5.2	99.5	58	5.2	99.5	58
Rated Parameters	IEC	UL		IEC	UL		IEC	UL		IEC	UL		IEC	UL	
Rated Voltage [V]	500	300		500	600		500	600		500	600		500	600	
Rated Current [A]	16	15		22	20		22	20		22	20		22	20	
Wire Range	Solid	Fine Stranded	Furrule	Solid	Fine Stranded	Furrule	Solid	Fine Stranded	Furrule	Solid	Fine Stranded	Furrule	Solid	Fine Stranded	Furrule
[mm²]	0.2-1.5	0.2-1.5	0.2-1	0.2-4	0.2-2.5	0.2-2.5	0.2-4	0.2-2.5	0.2-2.5	0.2-4	0.2-2.5	0.2-2.5	0.2-4	0.2-2.5	0.2-2.5
[AWG]	26-14	26-14	18-14	24-12	24-12	24-12	24-12	24-12	24-12	28-12	28-12	28-12	28-12	28-12	28-12
Other Parameters															
Insulating Material / Flame Retardant Grade, Conforming To UL94	V0			V0			V0			V0			V0		
Strip length [mm]	10			10			10			8-10			8-10		
Product Colour	Order Information			Order Information			Order Information			Order Information			Order Information		
	Order NO.			Order NO.			Order NO.			Order NO.			Order NO.		
Gray	TCD1.5-2-PV(Black)			TCD2.5-2-GY			TCD2.5-2-PV(Black)			TCT2.5-2-GY			TCT2.5-2-PV-GY		
Can Be Used For DIN Rail NS 35/7.5 NS35/15 Orange	*			TCD2.5-2-OG			*			TCT2.5-2-OG			TCT2.5-2-PV-OG		
Blue	*			TCD2.5-2-BU			*			TCT2.5-2-BU			TCT2.5-2-PV-BU		
	Accessory			Accessory			Accessory			Accessory			Accessory		
Cover Plate	Order NO.			Order NO.			Order NO.			Order NO.			Order NO.		
Gray	TCD1.5-2-GY-EA			TCD2.5-2-GY-EA			TCD2.5-2-GY-EA			TCT2.5-2-GY-EA			TCT2.5-2-GY-EA		
Thickness2.2mm Orange	TCD1.5-2-OG-EA			TCD2.5-2-OG-EA			TCD2.5-2-OG-EA			TCT2.5-2-OG-EA			TCT2.5-2-OG-EA		
Blue	TCD1.5-2-BU-EA			TCD2.5-2-BU-EA			TCD2.5-2-BU-EA			TCT2.5-2-BU-EA			TCT2.5-2-BU-EA		
Compensatory Plate	Order NO.			Order NO.			Order NO.			Order NO.			Order NO.		
Thickness1.00mm Gray	*			*			*			*			*		
Jumper				**Imax/24A**			**Imax/24A**			**Imax/24A**			**Imax/24A**		
Poles No. Colour	Order NO.			Order NO.			Order NO.			Order NO.			Order NO.		
2 Yellow	2150-302			TJA5.2-2			TJA5.2-2			TJA5.2-2			TJA5.2-2		
3 Yellow	2150-303			TJA5.2-3			TJA5.2-3			TJA5.2-3			TJA5.2-3		
4 Yellow	2150-304			TJA5.2-4			TJA5.2-4			TJA5.2-4			TJA5.2-4		
... .	.....			.....			.....			.....			.....		
9 Yellow	2150-309			TJA5.2-9			TJA5.2-9			TJA5.2-9			TJA5.2-9		
10 Yellow	2150-310			TJA5.2-10			TJA5.2-10			TJA5.2-10			TJA5.2-10		
Protective Warning Marker	Order NO.			Order NO.			Order NO.			Order NO.			Order NO.		
5PCS	*			TMD5.2-5			TMD5.2-5			TMD5.2-5			TMD5.2-5		
Front Marker	Order NO.			Order NO.			Order NO.			Order NO.			Order NO.		
100PCS	*			*			*			*			*		
Front And Side Marker	Order NO.			Order NO.			Order NO.			Order NO.			Order NO.		
Printing Service	TMB3.5-100			TMB5.2-120			TMB5.2-120			TMB5.2-120			TMB5.2-120		

Mark: (Total current which connects to all the wires, cannot be over rated current).

Mark: (Total current which connects to all the wires, cannot be over rated current).

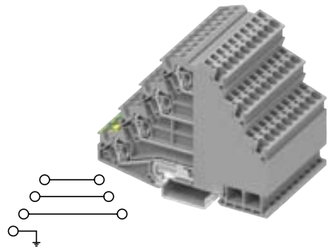

4mm² Quadruple Level Angled Type Terminal Block With Grounding Foot

		Technical Parameter		
Size		Thickness	Width	Height
Note: Height With DIN Rail NS 35/7.5	[mm]	6.2	100.5	83.6
Rated **Parameters**		IEC	UL	
Rated Voltage	[V]	800	600	
Rated Current	[A]	28	30	
Wire **Range**		Solid	Fine Stranded	Furrule
	[mm²]	0.2-6	0.2-4	0.2-4
	[AWG]	24-10	24-10	24-10
Other **Parameters**				
Insulating Material / Flame Retardant Grade, Conforming To UL94			V0	
Strip length	[mm]		8-10	

		Order Information
Product	Colour	Order NO.
	Gray	TCFS4-2-GY
Can Be Used For DIN Rail	Orange	*
NS 35/7.5 NS35/15	Blue	*
		Accessory
Cover **Plate**		Order NO.
	Gray	*
Thickness2.2mm	Orange	*
	Blue	*
Compensatory **Plate**		Order NO.
Thickness1.00mm	Gray	*
Jumper		
Poles No.	Colour	Order NO.
2	Yellow	*
3	Yellow	*
4	Yellow	*
...	.....	.....
9	Yellow	*
10	Yellow	*
Protective Warning Marker		Order NO.
5PCS		*
Front Marker		Order NO.
100PCS		306801
Front And Side Marker		Order NO.
Printing Service		TMB6.2-100

Mark: (Total current which connects to all the wires, cannot be over rated current).



1.5mm² Double Level With Equipotential Bonder Ground Terminal Block

		Technical Parameter		
Size		Thickness	Width	Height
Note: Height With DIN Rail NS 35/7.5	[mm]	3.5	68	45
Rated **Parameters**		IEC	UL	
Rated Voltage	[V]	500	600	
Rated Current	[A]	*	*	
Wire **Range**	Furrule	Solid	Fine Stranded	Furrule
	[mm²]	0.2-1.5	0.2-1.5	0.2-1
	[AWG]	26-14	26-14	18-14
Other **Parameters**				
Insulating Material / Flame Retardant Grade, Conforming To UL94			V0	
Strip length	[mm]		10	

		Order Information
Product	Colour	Order NO.
	Yellow green	TCD1.5-2-PE
Can Be Used For DIN Rail	*	*
NS 35/7.5 NS35/15	*	*
		Accessory
Cover **Plate**		Order NO.
	Gray	TCD1.5-2-GY-EA
Thickness2.2mm	Orange	TCD1.5-2-OG-EA
	Blue	TCD1.5-2-BU-EA
Compensatory **Plate**		Order NO.
Thickness1.00mm	Gray	*
Jumper		
Poles No.	Colour	Order NO.
2	Yellow	2150-302
3	Yellow	2150-303
4	Yellow	2150-304
...	.....	.....
9	Yellow	2150-309
10	Yellow	2150-310
Protective Warning Marker		Order NO.
5PCS		*
Front Marker		Order NO.
100PCS		*
Front And Side Marker		Order NO.
Printing Service		TMB3.5-100



2.5mm² Double Level With Equipotential Bonder Ground Terminal Block

		Technical Parameter		
		Thickness	Width	Height
	[mm]	5.2	68	47.5
		IEC	UL	
	[V]	500	600	
	[A]	*	*	
		Solid	Fine Stranded	Furrule
	[mm²]	0.2-4	0.2-2.5	0.2-2.5
	[AWG]	24-12	24-12	24-12
			V0	
	[mm]		10	

		Order Information
		Order NO.
		TCD2.5-2-PE
		*
		*
		Accessory
		Order NO.
	Gray	TCD2.5-2-GY-EA
	Orange	TCD2.5-2-OG-EA
	Blue	TCD2.5-2-BU-EA
		Order NO.
	Gray	*
	Colour	Order NO.
	Yellow	TJA5.2-2
	Yellow	TJA5.2-3
	Yellow	TJA5.2-4
	.....	.....
	Yellow	TJA5.2-9
	Yellow	TJA5.2-10
		Order NO.
		TMD5.2-5
		Order NO.
		*
		Order NO.
		TMB5.2-120

Mark: (Total current which connects to all the wires, cannot be over rated current).



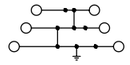

2.5mm² Series Front Wiring Three-Layer Rail Installationspring Conductive Strip Grounding (Yellow Green) Terminal Block

		Technical Parameter		
Size		Thickness	Width	Height
Note:Height With DIN Rail NS 35/7.5	[mm]	5.2	99.5	58
Rated Parameters		IEC	UL	
Rated Voltage	[V]	500	600	
Rated Current	[A]	*	*	
Wire Range		Solid	Fine Stranded	Furrule
	[mm²]	0.2-4	0.2-2.5	0.2-2.5
	[AWG]	28-12	28-12	28-12
Other Parameters				
Insulating Material / Flame Retardant Grade, Conforming To UL94			V0	
Strip length	[mm]		8-10	

		Order Information
Product	Colour	Order NO.
	Yellow green	TCT2.5-2-PE
Can Be Used For DIN Rail NS 35/7.5 NS35/15		*
		*

		Accessory
Cover Plate		Order NO.
Thickness2.2mm	Gray	TCT2.5-2-GY-EA
	Orange	TCT2.5-2-OG-EA
	Blue	TCT2.5-2-BU-EA
Compensatory Plate		Order NO.
Thickness1.00mm	Gray	*
Jumper		**Imax/24A**
Poles No.	Colour	Order NO.
2	Yellow	TJA5.2-2
3	Yellow	TJA5.2-3
4	Yellow	TJA5.2-4
...	.....	.....
9	Yellow	TJA5.2-9
10	Yellow	TJA5.2-10
Protective Warning Marker		Order NO.
5PCS		TMD5.2-5
Front Marker		Order NO.
100PCS		*
Front And Side Marker		Order NO.
Printing Service		TMB5.2-120

Mark: (Total current which connects to all the wires, cannot be over rated current).

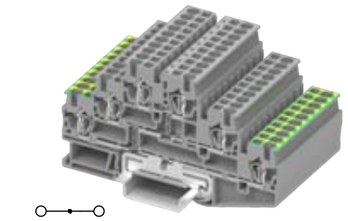

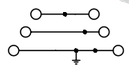

2.5mm² Series Front Wiring Three-Layer Rail Mounted SpringNon Conducting Strip Grounded Gray Color (Bottom Painted Yellow Green) Terminal Block

		Technical Parameter		
Size		Thickness	Width	Height
Note:Height With DIN Rail NS 35/7.5	[mm]	5.2	99.5	58
Rated Parameters		IEC	UL	
Rated Voltage	[V]	500	600	
Rated Current	[A]	22	20	
Wire Range		Solid	Fine Stranded	Furrule
	[mm²]	0.2-4	0.2-2.5	0.2-2.5
	[AWG]	28-12	28-12	28-12
Other Parameters				
Insulating Material / Flame Retardant Grade, Conforming To UL94			V0	
Strip length	[mm]		8-10	

		Order Information
Product	Colour	Order NO.
	Gray	TCT2.5-2-PET
Can Be Used For DIN Rail NS 35/7.5 NS35/15	Orange	*
	Blue	*

		Accessory
Cover Plate		Order NO.
Thickness2.2mm	Gray	TCT2.5-2-GY-EA
	Orange	TCT2.5-2-OG-EA
	Blue	TCT2.5-2-BU-EA
Compensatory Plate		Order NO.
Thickness1.00mm	Gray	*
Jumper		**Imax/24A**
Poles No.	Colour	Order NO.
2	Yellow	TJA5.2-2
3	Yellow	TJA5.2-3
4	Yellow	TJA5.2-4
...	.....	.....
9	Yellow	TJA5.2-9
10	Yellow	TJA5.2-10
Protective Warning Marker		Order NO.
5PCS		TMD5.2-5
Front Marker		Order NO.
100PCS		*
Front And Side Marker		Order NO.
Printing Service		TMB5.2-120

Mark: (Total current which connects to all the wires, cannot be over rated current).







	2.5mm² 1-1 Feed Through Plug-in Terminal Block			2.5mm² Double-level Pluggable Terminal Block			2.5mm² Double Level With Equipotential Bonder Plug-in Terminal Block		
Size	Technical Parameter			Technical Parameter			Technical Parameter		
[mm]	Thickness	Width	Height	Thickness	Width	Height	Thickness	Width	Height
Note: Height With DIN Rail NS 35/7.5	5.2	48.2	36.8	5.2	71.5	47.5	5.2	71.5	47.5
Rated Parameters	IEC	UL		IEC	UL		IEC	UL	
Rated Voltage [V]	500	300		500	300		500	300	
Rated Current [A]	24	20		22	20		22	20	
Wire Range	Solid	Fine Stranded	Furrule	Solid	Fine Stranded	Furrule	Solid	Fine Stranded	Furrule
[mm²]	0.2-4	0.2-2.5	0.2-2.5	0.2-4	0.2-2.5	0.2-2.5	0.2-4	0.2-2.5	0.2-2.5
[AWG]	24-12	24-12	24-12	24-12	24-12	24-12	24-12	24-12	24-12
Other Parameters									
Insulating Material / Flame Retardant Grade, Conforming To UL94		V0			V0			V0	
Strip length [mm]		10			10			10	

Product	Colour	Order Information	Order Information	Order Information
		Order NO.	Order NO.	Order NO.
Can Be Used For DIN Rail NS 35/7.5 NS35/15	Gray	TC2.5-2-1-GY	TCD2.5-2-1-GY	TCD2.5-2-1-PV(Black)
	Orange	TC2.5-2-1-OG	TCD2.5-2-1-OG	*
	Blue	TC2.5-2-1-BU	TCD2.5-2-1-BU	*
		Accessory	Accessory	Accessory
Cover Plate		Order NO.	Order NO.	Order NO.
Thickness2.2mm	Gray	TC1.5-2-GY-EA	TCD2.5-2-1-GY-EA	TCD2.5-2-1-GY-EA
	Orange	TC1.5-2-OG-EA	TCD2.5-2-1-OG-EA	TCD2.5-2-1-OG-EA
	Blue	TC1.5-2-BU-EA	TCD2.5-2-1-BU-EA	TCD2.5-2-1-BU-EA
Compensatory Plate		Order NO.	Order NO.	Order NO.
Thickness1.00mm	Gray	*	*	*
Jumper		**Imax/24A**	**Imax/24A**	**Imax/24A**
Poles No.	Colour	Order NO.	Order NO.	Order NO.
2	Yellow	TJA5.2-2	TJA5.2-2	TJA5.2-2
3	Yellow	TJA5.2-3	TJA5.2-3	TJA5.2-3
4	Yellow	TJA5.2-4	TJA5.2-4	TJA5.2-4
...	.....	.....	.....	.....
9	Yellow	TJA5.2-9	TJA5.2-9	TJA5.2-9
10	Yellow	TJA5.2-10	TJA5.2-10	TJA5.2-10
Protective Warning Marker		Order NO.	Order NO.	Order NO.
5PCS		TMD5.2-5	TMD5.2-5	TMD5.2-5
Front Marker		Order NO.	Order NO.	Order NO.
100PCS		305801	*	*
Front And Side Marker		Order NO.	Order NO.	Order NO.
Printing Service		TMB5.2-120	TMB5.2-120	TMB5.2-120

Mark: (Total current which connects to all the wires, cannot be over rated current).

Mark: (Total current which connects to all the wires, cannot be over rated current).



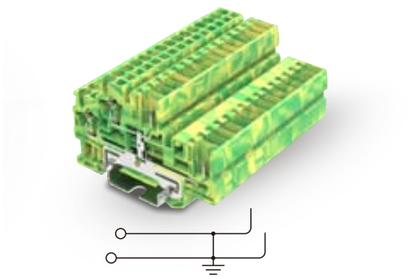







		1-1 Feed Through Ground Plug-in Terminal Block			Double-level Pluggable Ground Terminal Block		
		Technical Parameter			Technical Parameter		
Size		Thickness	Width	Height	Thickness	Width	Height
Note:Height With DIN Rail NS 35/7.5	[mm]	5.2	48.2	36.8	5.2	71.5	47.5
Rated Parameters		IEC	UL		IEC	UL	
Rated Voltage	[V]	500	300		500	600	
Rated Current	[A]	*	*		*	*	
Wire Range		Solid	Fine Stranded	Furrule	Solid	Fine Stranded	Furrule
	[mm²]	0.2-4	0.2-2.5	0.2-2.5	0.2-4	0.2-2.5	0.2-2.5
	[AWG]	24-12	24-12	24-12	24-12	24-12	24-12
Other Parameters							
Insulating Material / Flame Retardant Grade, Conforming To UL94			V0			V0	
Strip length	[mm]		10			10	

			Order Information	Order Information
Product		Colour	订货号Order NO.	订货号Order NO.
Can Be Used For DIN Rail NS 35/7.5 NS35/15		Yellow green	TC2.5-2-1-PE	TCD2.5-2-1-PE
		*	*	*
		*	*	*
Cover Plate			Order NO.	Order NO.
Thickness2.2mm		Gray	TC1.5-2-GY-EA	TCD2.5-2-1-GY-EA
		Orange	TC1.5-2-OG-EA	TCD2.5-2-1-OG-EA
		Blue	TC1.5-2-BU-EA	TCD2.5-2-1-BU-EA
Compensatory Plate			Order NO.	Order NO.
Thickness1.00mm		Gray	*	*
Jumper				
Poles No.		Colour	Order NO.	Order NO.
2		Yellow	*	*
3		Yellow	*	*
4		Yellow	*	*
...		.....	.....	.....
9		Yellow	*	*
10		Yellow	*	*
Protective Warning Marker			Order NO.	Order NO.
5PCS			TMD5.2-5	TMD5.2-5
Front Marker			Order NO.	Order NO.
10PCS			305801	*
Front And Side Marker			Order NO.	Order NO.
Printing Service			TMB5.2-120	TMB5.2-120

Mark: (Total current which connects to all the wires, cannot be over rated current).

		Plug	Transable Plug	Double-row Transable Plug
		Technical Parameter	Technical Parameter	Technical Parameter
Size		Thickness Width Height	Thickness Width Height	Thickness Width Height
	[mm]	5.2xP 16.1 39.4	5.2xP 20.1 39.4	5.2xP 32.6 39.4
Rated Parameters		IEC UL	IEC UL	IEC UL
Rated Voltage	[V]	500 300	500 300	500 300
Rated Current	[A]	24 20	24 20	24 20
Wire Range		Solid Fine Stranded Furrule	Solid Fine Stranded Furrule	Solid Fine Stranded Furrule
	[mm²]	0.2-4 0.2-2.5 0.2-2.5	0.2-4 0.2-2.5 0.2-2.5	0.2-4 0.2-2.5 0.2-2.5
	[AWG]	24-12 24-12 24-12	24-12 24-12 24-12	24-12 24-12 24-12
Other Parameters				
Insulating Material / Flame Retardant Grade, Conforming To UL94		V0	V0	V0
Strip length	[mm]	10	10	10

			Order Information	Order Information	Order Information
Product	Poles No.	Colour	Order NO.	Order NO.	Order NO.
注：所有位数为1的插头皆为首位插头	1	Gray	TCP2.5-1-GY	TCPB2.5-1-GY	TCPDB2.5-1-GY
	2	Gray	TCP2.5-2-GY	TCPB2.5-2-GY	TCPDB2.5-2-GY
	...	...	.....	.....	.....
	14	Gray	TCP2.5-14-GY	TCPB2.5-14-GY	TCPDB2.5-14-GY
	15	Gray	TCP2.5-15-GY	TCPB2.5-15-GY	TCPDB2.5-15-GY
	1	Blue	TCP2.5-1-BU	TCPB2.5-1-BU	TCPDB2.5-1-BU
	1	Orange	TCP2.5-1-OG	TCPB2.5-1-OG	TCPDB2.5-1-OG
	1	Yellow green	TCP2.5-1-PE	TCPB2.5-1-PE	TCPDB2.5-1-PE
Jumper				**Imax/24A**	**Imax/24A**
Poles No.		Colour	Order NO.	Order NO.	Order NO.
2		Yellow	*	TJA5.2-2	TJA5.2-2
3		Yellow	*	TJA5.2-3	TJA5.2-3
4		Yellow	*	TJA5.2-4	TJA5.2-4
...		.....	.....	.....	.....
9		Yellow	*	TJA5.2-9	TJA5.2-9
10		Yellow	*	TJA5.2-10	TJA5.2-10
Protective Warning Marker			Order NO.	Order NO.	Order NO.
5PCS			*	*	*
Front Marker			Order NO.	Order NO.	Order NO.
10PCS			*	*	*
Front And Side Marker			Order NO.	Order NO.	Order NO.
Printing Service			TMB5.2-120	TMB5.2-120	TMB5.2-120

Mark: (Total current which connects to all the wires, cannot be over rated current).

TC Rail-mounted terminal blocks with spring-cage clamp



No fuse is provided. The picture is for reference only



No fuse is provided. The picture is for reference only





NEW

		Terminal Block With fuse			Terminal Block With LED and fuse			Disconnected Terminal Block		
		Technical Parameter			Technical Parameter			Technical Parameter		
Size		Thickness	Width	Height	Thickness	Width	Height	Thickness	Width	Height
Note:Height With DIN Rail NS 35/7.5	[mm]	6.2	61.5	64.6	6.2	61.5	64.6	6.2	61.5	64.6
Rated Parameters		IEC	UL		IEC	UL		IEC	UL	
Rated Voltage	[V]	500	300		24-250	24-250		500	300	
Rated Current	[A]	6.3	10		6.3	10		20	10	
Wire Range		Solid	Fine Stranded	Furrule	Solid	Fine Stranded	Furrule	Solid	Fine Stranded	Furrule
	[mm^2]	0.2-6	0.2-4	0.2-4	0.2-6	0.2-4	0.2-4	0.2-6	0.2-4	0.2-4
	[AWG]	24-10	24-10	24-10	24-10	24-10	24-10	24-10	24-10	24-10
Other Parameters										
Insulating Material / Flame Retardant Grade, Conforming To UL94			V0			V0			V0	
Strip length	[mm]		10			10			10	

		Order Information	Order Information	Order Information
Product	Colour	Order NO.	Order NO.	Order NO.
Can Be Used For DIN Rail NS 35/7.5 NS35/15	Black	TC4-FUSE-BK(Black)	TC4-FUSELED24-BK(Black)	TC4-SPLIT
	Gray	TC4-FUSE-GY(Gray)	TC4-FUSELED36-BK(Black)	*
	*	*	TC4-FUSELED220-BK(Black)	*
		配套附件Accessory	配套附件Accessory	配套附件Accessory
Cover Plate		Order NO.	Order NO.	Order NO.
Thickness2.2mm	Gray	*	*	*
	Orange	*	*	*
	Blue	*	*	*
Compensatory Plate		Order NO.	Order NO.	Order NO.
Thickness1.00mm	Gray	*	*	*
Jumper				
Poles No.	Colour	Order NO.	Order NO.	Order NO.
2	Yellow	TJA6.2-2	TJA6.2-2	TJA6.2-2
3	Yellow	TJA6.2-3	TJA6.2-3	TJA6.2-3
4	Yellow	TJA6.2-4	TJA6.2-4	TJA6.2-4
...	.....	.....	.....	.....
9	Yellow	TJA6.2-9	TJA6.2-9	TJA6.2-9
10	Yellow	TJA6.2-10	TJA6.2-10	TJA6.2-10
Protective Warning Marker		Order NO.	Order NO.	Order NO.
5PCS		*	*	*
Front Marker		Order NO.	Order NO.	Order NO.
10PCS		306801	306801	306801
Front And Side Marker		Order NO.	Order NO.	Order NO.
Printing Service		TMB6.2-100	TMB6.2-100	TMB6.2-100

		Potential distribution terminal block					
		Technical Parameter					
Size		Thickness	Width	Height	Thickness	Width	Height
Note: Height With DIN Rail NS 35/7.5	[mm]	16.3	86	46.8			
Rated Parameters		IEC	UL		IEC	UL	
Rated Voltage	[V]	1000	1000		1000	1000	
Rated Current	[A]	125	115		41	50	
Wire Range		Solid	Fine Stranded	Furrule	Solid	Fine Stranded	Furrule
	[mm^2]	1.5-50	1.5-35	1.5-35	0.5-10	0.5-6	0.5-6
	[AWG]	14-2	14-2	14-2	24-8	24-8	24-8
Other Parameters		Screw connection			4 Spring cage connections		
Insulating Material / Flame Retardant Grade, Conforming To UL94		V0					
Strip length	[mm]	18			12		

		Order Information
Product	Colour	Order NO.
Can Be Used For DIN Rail NS 35/7.5 NS35/15	Gray	TCU35/4X6-GY
	Orange	TCU35/4X6-OG
	Blue	TCU35/4X6-BU
		Accessory
Cover Plate		Order NO.
Thickness2.2mm	Gray	*
	Orange	*
	Blue	*
Compensatory Plate		Order NO.
Thickness1.00mm	Gray	*
Jumper		
Poles No.	Colour	Order NO.
2	Yellow	TJA8.2-2
3	Yellow	TJA8.2-3
4	Yellow	TJA8.2-4
...	.....	.....
9	Yellow	TJA8.2-9
10	Yellow	TJA8.2-10
Protective Warning Marker		Order NO.
5PCS		TMZ9.6-50
Front Marker		Order NO.
10PCS		316801
Front And Side Marker		Order NO.
Printing Service		TMB8.2-50

Mark: (Total current which connects to all the wires, cannot be over rated current).

Mark: (Total current which connects to all the wires, cannot be over rated current).

TU Rail-mounted terminal blocks with screw clamp

TU series screw terminals use screw wiring technology and are suitable for a variety of applications. This series of products can realize multiwire connection, making the connection mode more flexible. Its detachable coil design can effectively prevent screw loose and ensure the connection performanceof terminals. The products are designed and manufactured in accordance with IEC60947, UL1059 and other international standards.





Clamping ground terminal

▲ The same shape as the normal terminal block, can be quickly and directly stuck into DIN guide without any tools. Meet the IEC60947-7-2 standard, meet all mechanicaland electrical performance.







Marking

▲ Three marking schemes are provided, which can be freely selected according to requirements. Especially add PVC label, can mark complex description.



Jumper

▲ The bridge structure is standardized, sharing the bridge with other series of the terminals. Double row jumper design, provide more circuit connection scheme.

System accessories



No.		Order NO.	Colour
①	Jumper	TJA5.2-2	Yellow
②	Jumper	TJA5.2-3	Yellow
③	Jumper	TJA6.2-2	Yellow
⑤	Test Plug	SP-5	
⑥	Partition plate	ATP-TU	Gray
⑦	Transparent Narker card	215214	Open
⑧	End Clamp	215215	Gray
⑨	Rail end cap	920001	Ferrous
⑩	Rails	900421/011	
⑪	Marker	TMBWT5.2-72	White
⑫	Marker	312801	White

TU Rail-mounted terminal blocks with screw clamp











		2.5mm² 1-1 Feed Through TU Terminal Block			4mm² 1-1 Feed Through TU Terminal Block		
		Technical Parameter			Technical Parameter		
Size		Thickness	Width	Height	Thickness	Width	Height
Note:Height With DIN Rail NS 35/7.5	[mm]	5.2	47.3	47.8	6.2	47.3	47.8
Rated Parameters		IEC	UL		IEC	UL	
Rated Voltage	[V]	1000	600		1000	600	
Rated Current	[A]	24	20		32	30	
Wire Range		Solid	Fine Stranded	Furrule	Solid	Fine Stranded	Furrule
	[mm²]	0.2-4	0.2-2.5	0.2-2.5	0.2-6	0.2-4	0.2-4
	[AWG]	26-12	26-12	26-12	26-10	26-10	26-10
Screw Type	[*]		M2.5			M3	
Torque	[N.m]		0.4			0.5	
Other Parameters							
Insulating Material / Flame Retardant Grade, Conforming To UL94			V0			V0	
Strip length	[mm]	8-9			8-9		
		Order Information			Order Information		
Product	Colour	Order NO.			Order NO.		
Can Be Used For DIN Rail NS 35/7.5	Gray	TU2.5-2-GY			TU4-2-GY		
	Orange	TU2.5-2-OG			TU4-2-OG		
	Blue	TU2.5-2-BU			TU4-2-BU		
		Accessory			Accessory		
Cover Plate	Colour	Order NO.			Order NO.		
Cover Plate	Gray	TU2.5-2-GY-EA			TU2.5-2-GY-EA		
	Orange	TU2.5-2-OG-EA			TU2.5-2-OG-EA		
Test Plug	Colour	Order NO.			Order NO.		
	Red	SP-5			SP-6		
Jumper							
Poles No.		Order NO.			Order NO.		
2		TJA5.2-2			TJA6.2-2		
3		TJA5.2-3			TJA6.2-3		
4		TJA5.2-4			TJA6.2-4		
...		.....			.....		
9		TJA5.2-9			TJA6.2-9		
10		TJA5.2-10			TJA6.2-10		
Front Marker(Small)		Order NO.			Order NO.		
Printing Service		TMB5.2-120			TMB6.2-100		
Front Marker(Big)		Order NO.			Order NO.		
Printing Service		305801			306801		
Winding marking (50 meters/roll)		TMZ9.6-50			TMZ9.6-50		

		6mm² 1-1 Feed Through TU Terminal Block			10mm² 1-1 Feed Through TU Terminal Block			16mm² 1-1 Feed Through TU Terminal Block		
		Technical Parameter			Technical Parameter			Technical Parameter		
		Thickness	Width	Height	Thickness	Width	Height	Thickness	Width	Height
		8.2	47.3	47.8	10.2	47.3	47.8	12.2	52.8	55
		IEC	UL		IEC	UL		IEC	UL	
		1000	600		1000	600		1000	600	
		41	50		57	65		76	85	
		Solid	Fine Stranded	Furrule	Solid	Fine Stranded	Furrule	Solid	Fine Stranded	Furrule
		0.2-10	0.2-6	0.2-6	0.5-16	0.5-10	0.5-10	1.5-25	1.5-16	1.5-16
		24-8	24-8	24-8	20-6	20-6	20-6	16-4	16-4	16-4
			M4			M4			M5	
			1.2			1.2			2.4	
			V0			V0			V0	
		9-10			10-11			13-14		
		Order Information			Order Information			Order Information		
		Order NO.			Order NO.			Order NO.		
		TU6-2-GY			TU10-2-GY			TU16-2-GY		
		TU6-2-OG			TU10-2-OG			TU16-2-OG		
		TU6-2-BU			TU10-2-BU			TU16-2-BU		
		Accessory			Accessory			Accessory		
		Order NO.			Order NO.			Order NO.		
		TU2.5-2-GY-EA			TU2.5-2-GY-EA			TU16-2-GY-EA		
		TU2.5-2-OG-EA			TU2.5-2-OG-EA			TU16-2-OG-EA		
		Order NO.			Order NO.			Order NO.		
		SP-8			SP-10			*		
		Order NO.			Order NO.			Order NO.		
		TJA8.2-2			TJA10.2-2			TJA12.2-2		
		TJA8.2-3			*			*		
		TJA8.2-4			*			*		
		.....			*			*		
		TJA8.2-9			*			*		
		TJA8.2-10			*			*		
		Order NO.			Order NO.			Order NO.		
		TMB8.2-50			TMB8.2-50			TMB8.2-50		
		Order NO.			Order NO.			Order NO.		
		308801			TMB10.2-10			312801		
		TMZ9.6-50			TMZ9.6-50			TMZ9.6-50		

Mark: (Total current which connects to all the wires, cannot be over rated current).

Mark: (Total current which connects to all the wires, cannot be over rated current).

TU Rail-mounted terminal blocks with screw clamp











		35mm² 1-1 Feed Through TU Terminal Block			50mm² 1-1 Feed Through TU Terminal Block			70mm² 1-1 Feed Through TU Terminal Block			95mm² 1-1 Feed Through TU Terminal Block			150mm² 1-1 Feed Through TU Terminal Block		
		Technical Parameter			Technical Parameter			Technical Parameter			Technical Parameter			Technical Parameter		
Size		Thickness	Width	Height	Thickness	Width	Height	Thickness	Width	Height	Thickness	Width	Height	Thickness	Width	Height
Note:Height With DIN Rail NS 35/7.5	[mm]	16	59.2	65.7	20.4	70.7	76.1	20.4	70.5	80	25	82.9	90	31	100	110.9
Rated Parameters		IEC	UL		IEC	UL		IEC	UL		IEC	UL		IEC	UL	
Rated Voltage	[V]	1000	600		1000	600		1000	600		1000	600		1000	600	
Rated Current	[A]	125	150		150	150		192	150		232	230		309	285	
Wire Range		Solid	Fine Stranded	Furrule	Solid	Fine Stranded	Furrule	Solid	Fine Stranded	Furrule	Solid	Fine Stranded	Furrule	Solid	Fine Stranded	Furrule
	[mm²]	1.5-50	1.5-35	1.5-35	16-70	25-70	25-50	16-95	25-70	25-70	25-95	35-95	35-95	35-150	50-150	50-150
	[AWG]	16-1/0	16-1/0	16-1/0	6-1/0	6-1/0	6-1/0	6-3/0	6-3/0	6-3/0	2-4/0	2-4/0	2-4/0	2-300kcmil		
Screw Type	[*]	M6			M6 (Inner hexagon)			M8 (nner six angle)			M8 （nner six angle)			M10 (Inner hexagon)		
Torque	[N.m]	3.0			3.0			8-10			15-18			25-30		
Other Parameters																
Insulating Material / Flame Retardant Grade, Conforming To UL94		V0			V0			V0			V0			V0		
Strip length	[mm]	17-18			24			24			33			40		
		Order Information			Order Information			Order Information			Order Information			Order Information		
Product	Colour	Order NO.			Order NO.			Order NO.			Order NO.			Order NO.		
Can Be Used For DIN Rail NS 35/7.5	Gray	TU35-2-GY			TU50-2-GY			TU70-2-GY			TU95-2-GY			TU150-2-GY		
	Orange	TU35-2-OG			TU50-2-OG			TU70-2-OG			TU95-2-OG			TU150-2-OG		
	Blue	TU35-2-BU			TU50-2-BU			TU70-2-BU			TU95-2-BU			TU150-2-BU		
		Accessory			Accessory			Accessory			Accessory			Accessory		
Cover Plate	Colour	Order NO.			Order NO.			Order NO.			Order NO.			Order NO.		
Cover Plate	Gray	*			*			*			*			*		
	Orange	*			*			*			*			*		
Test Plug	Colour	Order NO.			Order NO.			Order NO.			Order NO.			Order NO.		
	Red	*			*			*			*			*		
Jumper																
Poles No.		Order NO.			Order NO.			Order NO.			Order NO.			Order NO.		
2		TJA16-2			350302			370302			*			*		
3		*			*			*			*			*		
4		*			*			*			*			*		
…		*			*			*			*			*		
9		*			*			*			*			*		
10		*			*											
Front Marker(Small)		Order NO.			Order NO.			Order NO.			Order NO.			Order NO.		
Printing Service		TMB8.2-50			*			*			*			*		
Front Marker(Big)		Order NO.			Order NO.			Order NO.			Order NO.			Order NO.		
Printing Service		316801			316801			316801			316801			316801		
Winding marking (50 meters/roll)		TMZ9.6-50			*			*			*			*		

Mark: (Total current which connects to all the wires, cannot be over rated current).

Mark: (Total current which connects to all the wires, cannot be over rated current).

TU Rail-mounted terminal blocks with screw clamp







		240mm² 1-1 Feed Through TU Terminal Block			2.5mm² 1-2 Feed Through TU Terminal Block		
		Technical Parameter			Technical Parameter		
Size		Thickness	Width	Height	Thickness	Width	Height
Note:Height With DIN Rail NS 35/7.5	[mm]	36	100	124	5.2	56.8	47.8
Rated Parameters		IEC	UL		IEC	UL	
Rated Voltage	[V]	1000	600		500	300	
Rated Current	[A]	415	380		24	20	
Wire Range		Solid	Fine Stranded	Furrule	Solid	Fine Stranded	Furrule
	[mm²]	70-240	70-240	70-185	0.2-4	0.2-2.5	0.2-2.5
	[AWG]	2/0-500kcmil			26-12	26-12	26-12
Screw Type	[*]	M10 (Inner hexagon)			M2.5		
Torque	[N.m]	25-30			0.4		
Other Parameters							
Insulating Material / Flame Retardant Grade, Conforming To UL94		V0			V0		
Strip length	[mm]	40			9-11		
		Order Information			Order Information		
Product	Colour	Order NO.			Order NO.		
Can Be Used For DIN Rail NS 35/7.5	Gray	TU240-2-GY			TU2.5-3-GY		
	Orange	TU240-2-OG			TU2.5-3-OG		
	Blue	TU240-2-BU			TU2.5-3-BU		
		Accessory			Accessory		
Cover Plate	Colour	Order NO.			Order NO.		
Cover Plate	Gray	*			TU2.5-3-GY-EA		
	Orange	*			TU2.5-3-OG-EA		
Test Plug	Colour	Order NO.			Order NO.		
	Red	*			SP-5		
Jumper							
Poles No.		Order NO.			Order NO.		
2		*			TJA5.2-2		
3		*			TJA5.2-3		
4		*			TJA5.2-4		
...		*			.....		
9		*			TJA5.2-9		
10		*			TJA5.2-10		
Front Marker(Small)		Order NO.			Order NO.		
Printing Service		*			TMB5.2-120		
Front Marker(Big)		Order NO.			Order NO.		
Printing Service		316801			305801		
Winding marking (50 meters/roll)		*			TMZ9.6-50		

	4mm² 1-2 Feed Through TU Terminal Block			2.5mm² 2-2 Feed Through TU Terminal Block			4mm² 2-2 Feed Through TU Terminal Block		
	Technical Parameter			Technical Parameter			Technical Parameter		
	Thickness	Width	Height	Thickness	Width	Height	Thickness	Width	Height
	6.2	56.8	47.8	5.2	64.2	47.8	6.2	64.2	47.8
	IEC	UL		IEC	UL		IEC	UL	
	500	300		500	300		500	300	
	32	30		24	20		32	30	
	Solid	Fine Stranded	Furrule	Solid	Fine Stranded	Furrule	Solid	Fine Stranded	Furrule
	0.2-6	0.2-4	0.2-4	0.2-4	0.2-2.5	0.2-2.5	0.2-6	0.2-4	0.2-4
	26-10	26-10	26-10	26-12	26-12	26-12	26-10	26-10	26-10
	M3			M2.5			M3		
	0.5			0.4			0.5		
	V0			V0			V0		
	8-9			9-11			8-9		
	Order Information			Order Information			Order Information		
	Order NO.			Order NO.			Order NO.		
	TU4-3-GY			TU2.5-4-GY			TU4-4-GY		
	TU4-3-OG			TU2.5-4-OG			TU4-4-OG		
	TU4-3-BU			TU2.5-4-BU			TU4-4-BU		
	Accessory			Accessory			Accessory		
	Order NO.			Order NO.			Order NO.		
	TU2.5-3-GY-EA			TU2.5-4-GY-EA			TU2.5-4-GY-EA		
	TU2.5-3-OG-EA			TU2.5-4-OG-EA			TU2.5-4-OG-EA		
	Order NO.			Order NO.			Order NO.		
	SP-6			SP-5			SP-6		
	Order NO.			Order NO.			Order NO.		
	TJA6.2-2			TJA5.2-2			TJA6.2-2		
	TJA6.2-3			TJA5.2-3			TJA6.2-3		
	TJA6.2-4			TJA5.2-4			TJA6.2-4		
	.....			.....			.....		
	TJA6.2-9			TJA5.2-9			TJA6.2-9		
	TJA6.2-10			TJA5.2-10			TJA6.2-10		
	Order NO.			Order NO.			Order NO.		
	TMB6.2-100			TMB5.2-120			TMB6.2-100		
	Order NO.			Order NO.			Order NO.		
	306801			305801			306801		
	TMZ9.6-50			TMZ9.6-50			TMZ9.6-50		

Mark: (Total current which connects to all the wires, cannot be over rated current).

Mark: (Total current which connects to all the wires, cannot be over rated current).

TU Rail-mounted terminal blocks with screw clamp

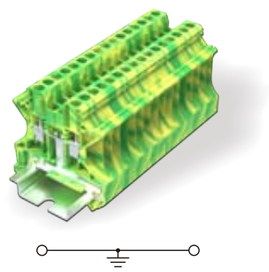

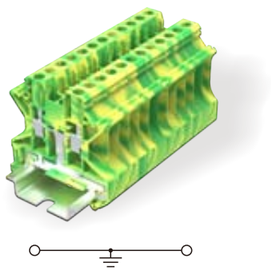

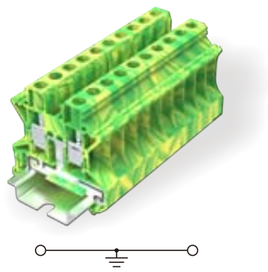

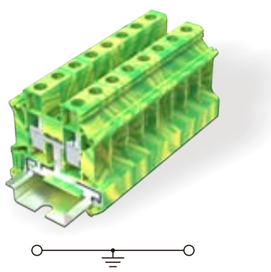

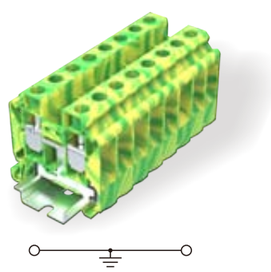

		2.5mm² 1-1 Feed Through TU Ground Terminal Block			4mm² 1-1 Feed Through TU Ground Terminal Block		
		Technical Parameter			Technical Parameter		
Size		Thickness	Width	Height	Thickness	Width	Height
Note:Height With DIN Rail NS 35/7.5	[mm]	5.2	47.3	47.8	6.2	47.3	47.8
Rated Parameters		IEC	UL		IEC	UL	
Rated Voltage	[V]	*	*		*	*	
Rated Current	[A]	*	*		*	*	
Wire Range		Solid	Fine Stranded	Furrule	Solid	Fine Stranded	Furrule
	[mm²]	0.2-4	0.2-2.5	0.2-2.5	0.2-6	0.2-4	0.2-4
	[AWG]	26-12	26-12	26-12	26-10	26-10	26-10
Screw Type	[*]		M2.5			M3	
Torque	[N.m]		0.4			0.5	
Other Parameters							
Insulating Material / Flame Retardant Grade, Conforming To UL94		V0			V0		
Strip length	[mm]	8-9			8-9		
		Order Information			Order Information		
Product	Colour	Order NO.			Order NO.		
Can Be Used For DIN Rail NS 35/7.5	Yellow green	TU2.5-2-PE			TU4-2-PE		
		Accessory			Accessory		
Cover Plate	Colour	Order NO.			Order NO.		
Cover Plate	Gray	TU2.5-2-GY-EA			TU2.5-2-GY-EA		
	Orange	TU2.5-2-OG-EA			TU2.5-2-OG-EA		
Test Plug	Colour	Order NO.			Order NO.		
	Red	*			*		
Jumper							
Poles No.		Order NO.			Order NO.		
2		*			*		
3		*			*		
4		*			*		
…		*			*		
9		*			*		
10		*			*		
Front Marker(Small)		Order NO.			Order NO.		
Printing Service		TMB5.2-120			TMB6.2-100		
Front Marker(Big)		Order NO.			Order NO.		
Printing Service		305801			306801		
Winding marking (50 meters/roll)		TMZ9.6-50			TMZ9.6-50		

		6mm² 1-1 Feed ThroughTU Ground Terminal Block			10mm² 1-1 Feed Through TU Ground Terminal Block			16mm² 1-1 Feed Through TU Ground Terminal Block		
		Technical Parameter			Technical Parameter			Technical Parameter		
Size		Thickness	Width	Height	Thickness	Width	Height	Thickness	Width	Height
Note:Height With DIN Rail NS 35/7.5	[mm]	8.2	47.3	47.8	10.2	47.3	47.8	12.2	52.8	55
Rated Parameters		IEC	UL		IEC	UL		IEC	UL	
Rated Voltage	[V]	*	*		*	*		*	*	
Rated Current	[A]	*	*		*	*		*	*	
Wire Range		Solid	Fine Stranded	Furrule	Solid	Fine Stranded	Furrule	Solid	Fine Stranded	Furrule
	[mm²]	0.2-10	0.2-6	0.2-6	0.5-16	0.5-10	0.5-10	1.5-25	1.5-16	1.5-16
	[AWG]	24-8	24-8	24-8	20-6	20-6	20-6	16-4	16-4	16-4
Screw Type	[*]		M4			M4			M5	
Torque	[N.m]		1.2			1.2			2.4	
Other Parameters										
Insulating Material / Flame Retardant Grade, Conforming To UL94		V0			V0			V0		
Strip length	[mm]	9-10			10-11			13-14		
		Order Information			Order Information			Order Information		
Product	Colour	Order NO.			Order NO.			Order NO.		
Can Be Used For DIN Rail NS 35/7.5	Yellow green	TU6-2-PE			TU10-2-PE			TU16-2-PE		
		Accessory			Accessory			Accessory		
Cover Plate	Colour	Order NO.			Order NO.			Order NO.		
Cover Plate	Gray	TU2.5-2-GY-EA			TU2.5-2-GY-EA			TU16-2-GY-EA		
	Orange	TU2.5-2-OG-EA			TU2.5-2-OG-EA			TU16-2-OG-EA		
Test Plug	Colour	Order NO.			Order NO.			Order NO.		
	Red	*			*			*		
Jumper										
Poles No.		Order NO.			Order NO.			Order NO.		
2		*			*			*		
3		*			*			*		
4		*			*			*		
…		*			*			*		
9		*			*			*		
10		*			*			*		
Front Marker(Small)		Order NO.			Order NO.			Order NO.		
Printing Service		TMB8.2-50			TMB8.2-50			TMB8.2-50		
Front Marker(Big)		Order NO.			Order NO.			Order NO.		
Printing Service		308801			TMB10.2-10			312801		
Winding marking (50 meters/roll)		TMZ9.6-50			TMZ9.6-50			TMZ9.6-50		

Mark: (Total current which connects to all the wires, cannot be over rated current).

Mark: (Total current which connects to all the wires, cannot be over rated current).

TU Rail-mounted terminal blocks with screw clamp











		35mm² 1-1 Feed Through TU Ground Terminal Block			50mm² 1-1 Feed Through TU Ground Terminal Block		
		Technical Parameter			Technical Parameter		
Size		Thickness	Width	Height	Thickness	Width	Height
Note:Height With DIN Rail NS 35/7.5	[mm]	16	59.2	65.7	20.4	70.7	76.1
Rated Parameters		IEC	UL		IEC	UL	
Rated Voltage	[V]	*	*		*	*	
Rated Current	[A]	*	*		*	*	
Wire Range		Solid	Fine Stranded	Furrule	Solid	Fine Stranded	Furrule
	[mm²]	1.5-50	1.5-35	1.5-35	16-70	25-70	25-50
	[AWG]	16-1/0	16-1/0	16-1/0	6-1/0	6-1/0	6-1/0
Screw Type	[*]	M6			M6 (Inner six angle)		
Torque	[N.m]	3.0			3.0		
Other Parameters							
Insulating Material / Flame Retardant Grade, Conforming To UL94		V0			V0		
Strip length	[mm]	17-18			24		
		Order Information			Order Information		
Product	Colour	Order NO.			Order NO.		
Can Be Used For DIN Rail NS 35/7.5	Yellow green	TU35-2-PE			TU50-2-PE		
		Accessory			Accessory		
Cover Plate	Colour	Order NO.			Order NO.		
Cover Plate	Gray	*			*		
	Orange	*			*		
Test Plug	Colour	Order NO.			Order NO.		
	Red	*			*		
Jumper							
Poles No.		Order NO.			Order NO.		
2		*			*		
3		*			*		
4		*			*		
…		*			*		
9		*			*		
10		*			*		
Front Marker(Small)		Order NO.			Order NO.		
Printing Service		TMB8.2-50			*		
Front Marker(Big)		Order NO.			Order NO.		
Printing Service		316801			316801		
Winding marking (50 meters/roll)		TMZ9.6-50			*		

		70mm² 1-1 Feed Through TU Ground Terminal Block			95mm² 1-1 Feed Through TU Ground Terminal Block			2.5mm² 1-2 Feed Through TU Ground Terminal Block		
		Technical Parameter			Technical Parameter			Technical Parameter		
		Thickness	Width	Height	Thickness	Width	Height	Thickness	Width	Height
	[mm]	20.4	70.5	80	25	82.9	90	5.2	56.8	47.8
		IEC	UL		IEC	UL		IEC	UL	
	[V]	*	*		*	*		*	*	
	[A]	*	*		*	*		*	*	
		Solid	Fine Stranded	Furrule	Solid	Fine Stranded	Furrule	Solid	Fine Stranded	Furrule
	[mm²]	16-95	25-70	25-70	25-95	35-95	35-95	0.2-4	0.2-2.5	0.2-2.5
	[AWG]	6-3/0	6-3/0	6-3/0	2-4/0	2-4/0	2-4/0	26-12	26-12	26-12
	[*]	M8 (Inner six angle)			M8 （Inner six angle)			M2.5		
	[N.m]	8-10			15-18			0.4		
		V0			V0			V0		
	[mm]	24			33			9-11		
		Order Information			Order Information			Order Information		
		Order NO.			Order NO.			Order NO.		
		TU70-2-PE			TU95-2-PE			TU2.5-3-PE		
		Accessory			Accessory			Accessory		
		Order NO.			Order NO.			Order NO.		
		*			*			TU2.5-3-GY-EA		
		*			*			TU2.5-3-OG-EA		
		Order NO.			Order NO.			Order NO.		
		*			*			*		
		Order NO.			Order NO.			Order NO.		
		*			*			*		
		*			*			*		
		*			*			*		
		*			*			*		
		*			*			*		
		*			*			*		
		Order NO.			Order NO.			Order NO.		
		*			*			TMB5.2-120		
		Order NO.			Order NO.			Order NO.		
		316801			316801			305801		
		*			*			TMZ9.6-50		

Mark: (Total current which connects to all the wires, cannot be over rated current).

Mark: (Total current which connects to all the wires, cannot be over rated current).

TU Rail-mounted terminal blocks with screw clamp







		4mm² 1-2 Feed Through TU Ground Terminal Block			22.5mm² -2 Feed Through TU Ground Terminal Block		
		Technical Parameter			Technical Parameter		
Size		Thickness	Width	Height	Thickness	Width	Height
Note:Height With DIN Rail NS 35/7.5	[mm]	6.2	56.8	47.8	5.2	64.2	47.8
Rated Parameters		IEC	UL		IEC	UL	
Rated Voltage	[V]	*	*		*	*	
Rated Current	[A]	*	*		*	*	
Wire Range		Solid	Fine Stranded	Furrule	Solid	Fine Stranded	Furrule
	[mm²]	0.2-6	0.2-4	0.2-4	0.2-4	0.2-2.5	0.2-2.5
	[AWG]	26-10	26-10	26-10	26-12	26-12	26-12
Screw Type	[*]		M3			M2.5	
Torque	[N.m]		0.5			0.4	
Other Parameters							
Insulating Material / Flame Retardant Grade, Conforming To UL94		V0			V0		
Strip length	[mm]	8-9			9-11		
		Order Information			Order Information		
Product	Colour	Order NO.			Order NO.		
	Yellow green	TU4-3-PE			TU2.5-4-PE		
Can Be Used For DIN Rail NS 35/7.5							
		Accessory			Accessory		
Cover Plate	Colour	Order NO.			Order NO.		
Cover Plate	Gray	TU2.5-3-GY-EA			TU2.5-4-GY-EA		
	Orange	TU2.5-3-OG-EA			TU2.5-4-OG-EA		
Test Plug	Colour	Order NO.			Order NO.		
	Red	*			*		
Jumper							
Poles No.		Order NO.			Order NO.		
2		*			*		
3		*			*		
4		*			*		
…		*			*		
9		*			*		
10		*			*		
Front Marker(Small)		Order NO.			Order NO.		
Printing Service		TMB6.2-100			TMB5.2-120		
Front Marker(Big)		Order NO.			Order NO.		
Printing Service		306801			305801		
Winding marking (50 meters/roll)		TMZ9.6-50			TMZ9.6-50		

		4mm² 2-2 Feed Through TU Ground Terminal Block		
		Technical Parameter		
Size		Thickness	Width	Height
Note:Height With DIN Rail NS 35/7.5	[mm]	6.2	64.2	47.8
Rated Parameters		IEC	UL	
Rated Voltage	[V]	*	*	
Rated Current	[A]	*	*	
Wire Range		Solid	Fine Stranded	Furrule
	[mm²]	0.2-6	0.2-4	0.2-4
	[AWG]	26-10	26-10	26-10
Screw Type	[*]		M3	
Torque	[N.m]		0.5	
Other Parameters				
Insulating Material / Flame Retardant Grade, Conforming To UL94			V0	
Strip length	[mm]		8-9	
			Order Information	
Product	Colour		Order NO.	
	Yellow green		TU4-4-PE	
Can Be Used For DIN Rail NS 35/7.5				
			Accessory	
Cover Plate	Colour		Order NO.	
Cover Plate	Gray		TU2.5-4-GY-EA	
	Orange		TU2.5-4-OG-EA	
Test Plug	Colour		Order NO.	
	Red		*	
Jumper				
Poles No.			Order NO.	
2			*	
3			*	
4			*	
…			*	
9			*	
10			*	
Front Marker(Small)			Order NO.	
Printing Service			TMB6.2-100	
Front Marker(Big)			Order NO.	
Printing Service			306801	
Winding marking (50 meters/roll)			TMZ9.6-50	

Mark: (Total current which connects to all the wires, cannot be over rated current).

Mark: (Total current which connects to all the wires, cannot be over rated current).





		2.5mm² Double level terminl block			2.5mm² Double level terminl block with equipotential bonder		
		Technical Parameter			Technical Parameter		
Size		Thickness	Width	Height	Thickness	Width	Height
Note:Height With DIN Rail NS 35/7.5	[mm]	5.2	69.9	65	5.2	69.9	65
Rated Parameters		IEC	UL		IEC	UL	
Rated Voltage	[V]	800	600		800	600	
Rated Current	[A]	24	20		24	20	
Wire Range		Solid	Fine Stranded	Furrule	Solid	Fine Stranded	Furrule
	[mm²]	0.2-4	0.2-2.5	0.2-2.5	0.2-4	0.2-2.5	0.2-2.5
	[AWG]	26-12	26-12	26-12	26-12	26-12	26-12
Screw Type	[*]		M2.5			M2.5	
Torque	[N.m]		0.4			0.4	
Other Parameters							
Insulating Material / Flame Retardant Grade, Conforming To UL94		V0			V0		
Strip length	[mm]	9-11			9-11		
		Order Information			Order Information		
Product	Colour	Order NO.			Order NO.		
Can Be Used For DIN Rail NS 35/7.5	Gray	TUD2.5-2-GY			TUD2.5-2-PV(黑色)		
	Orange	TUD2.5-2-OG					
	Blue	TUD2.5-2-BU					
		Accessory			Accessory		
Cover Plate	Colour	Order NO.			Order NO.		
Cover Plate	Gray	TUD2.5-2-GY-EA			TUD2.5-2-GY-EA		
	Orange	TUD2.5-2-OG-EA			TUD2.5-2-OG-EA		
Jumper							
Poles No.		Order NO.			Order NO.		
2		TJA5.2-2			TJA5.2-2		
3		TJA5.2-3			TJA5.2-3		
4		TJA5.2-4			TJA5.2-4		
5		TJA5.2-5			TJA5.2-5		
6		TJA5.2-6			TJA5.2-6		
7		TJA5.2-7			TJA5.2-7		
8		TJA5.2-8			TJA5.2-8		
9		TJA5.2-9			TJA5.2-9		
10		TJA5.2-10			TJA5.2-10		
Front Marker(Small)		Order NO.			Order NO.		
Printing Service		TMB5.2-120			TMB5.2-120		
Front Marker(Big)		Order NO.			Order NO.		
Printing Service		305801			305801		
Winding marking (50 meters/roll)		TMZ9.6-50			TMZ9.6-50		

Mark: (Total current which connects to all the wires, cannot be over rated current).





		4mm² Double level terminl block			4mm² Double level terminl block with equipotential bonder		
		Technical Parameter			Technical Parameter		
Size		Thickness	Width	Height	Thickness	Width	Height
Note:Height With DIN Rail NS 35/7.5	[mm]	6.2	69.9	65	6.2	69.9	65
Rated Parameters		IEC	UL		IEC	UL	
Rated Voltage	[V]	800	600		800	600	
Rated Current	[A]	32	30		32	30	
Wire Range		Solid	Fine Stranded	Furrule	Solid	Fine Stranded	Furrule
	[mm²]	0.2-6	0.2-4	0.2-4	0.2-6	0.2-4	0.2-4
	[AWG]	26-10	26-10	26-10	26-10	26-10	26-10
Screw Type	[*]		M3			M3	
Torque	[N.m]		0.5			0.5	
Other Parameters							
Insulating Material / Flame Retardant Grade, Conforming To UL94		V0			V0		
Strip length	[mm]	9-11			9-11		
		Order Information			Order Information		
Product	Colour	Order NO.			Order NO.		
Can Be Used For DIN Rail NS 35/7.5	Gray	TUD4-2-GY			TUD4-2-PV(黑色)		
	Orange	TUD4-2-OG					
	Blue	TUD4-2-BU					
		Accessory			Accessory		
Cover Plate	Colour	Order NO.			Order NO.		
Cover Plate	Gray	TUD2.5-2-GY-EA			TUD2.5-2-GY-EA		
	Orange	TUD2.5-2-OG-EA			TUD2.5-2-OG-EA		
Jumper							
Poles No.		Order NO.			Order NO.		
2		TJA6.2-2			TJA6.2-2		
3		TJA6.2-3			TJA6.2-3		
4		TJA6.2-4			TJA6.2-4		
5		TJA6.2-5			TJA6.2-5		
6		TJA6.2-6			TJA6.2-6		
7		TJA6.2-7			TJA6.2-7		
8		TJA6.2-8			TJA6.2-8		
9		TJA6.2-9			TJA6.2-9		
10		TJA6.2-10			TJA6.2-10		
Front Marker(Small)		Order NO.			Order NO.		
Printing Service		TMB6.2-100			TMB6.2-100		
Front Marker(Big)		Order NO.			Order NO.		
Printing Service		306801			306801		
Winding marking (50 meters/roll)		TMZ9.6-50			TMZ9.6-50		

Mark: (Total current which connects to all the wires, cannot be over rated current).

TU Rail-mounted terminal blocks with screw clamp



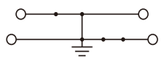



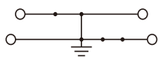

		2.5mm² Double level ground terminl block			4mm² Double level ground terminl block		
		Technical Parameter			Technical Parameter		
Size		Thickness	Width	Height	Thickness	Width	Height
Note:Height With DIN Rail NS 35/7.5	[mm]	5.2	69.9	65	6.2	69.9	65
Rated Parameters		IEC	UL		IEC	UL	
Rated Voltage	[V]	*	*		*	*	
Rated Current	[A]	*	*		*	*	
Wire Range		Solid	Fine Stranded	Furrule	Solid	Fine Stranded	Furrule
	[mm²]	0.2-4	0.2-2.5	0.2-2.5	0.2-6	0.2-4	0.2-4
	[AWG]	26-12	26-12	26-12	26-10	26-10	26-10
Screw Type	[*]		M2.5			M3	
Torque	[N.m]		0.4			0.5	
Other Parameters							
Insulating Material / Flame Retardant Grade, Conforming To UL94		V0			V0		
Strip length	[mm]	9-11			9-11		
		Order Information			Order Information		
Product	Colour	Order NO.			Order NO.		
Can Be Used For DIN Rail NS 35/7.5	Yellow green	TUD2.5-2-PE			TUD4-2-PE		
		Accessory			Accessory		
Cover Plate	Colour	Order NO.			Order NO.		
Cover Plate	Gray	TUD2.5-2-GY-EA			TUD2.5-2-GY-EA		
	Orange	TUD2.5-2-OG-EA			TUD2.5-2-OG-EA		
Jumper							
Poles No.		Order NO.			Order NO.		
2		TJA5.2-2			TJA6.2-2		
3		TJA5.2-3			TJA6.2-3		
4		TJA5.2-4			TJA6.2-4		
5		TJA5.2-5			TJA6.2-5		
6		TJA5.2-6			TJA6.2-6		
7		TJA5.2-7			TJA6.2-7		
8		TJA5.2-8			TJA6.2-8		
9		TJA5.2-9			TJA6.2-9		
10		TJA5.2-10			TJA6.2-10		
Front Marker(Small)		Order NO.			Order NO.		
Printing Service		TMB5.2-120			TMB6.2-100		
Front Marker(Big)		Order NO.			Order NO.		
Printing Service		305801			306801		
Winding marking (50 meters/roll)		TMZ9.6-50			TMZ9.6-50		

Mark: (Total current which connects to all the wires, cannot be over rated current).



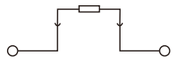

No fuse is provided. The picture is for reference only



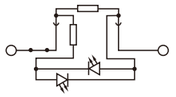

No fuse is provided. The picture is for reference only

		Terminal block with fuse			Terminal block with LED and fuse		
		Technical Parameter			Technical Parameter		
		Thickness	Width	Height	Thickness	Width	Height
Note: Height With DIN Rail NS 35/7.5	[mm]	8.2	53	47.4	8.2	53	47.4
		IEC	UL		IEC	UL	
Rated Voltage	[V]	800	600		800	600	
Rated Current	[A]	12	12		12	12	
		Solid	Fine Stranded	Furrule	Solid	Fine Stranded	Furrule
	[mm²]	0.2-4	0.2-4	0.2-4	0.2-4	0.2-4	0.2-4
	[AWG]	22-10	22-10	22-10	22-10	22-10	22-10
Screw Type	[*]		M3			M3	
Torque	[N.m]		0.5			0.5	
Insulating Material / Flame Retardant Grade, Conforming To UL94		V0			V0		
Strip length	[mm]	8-9			8-9		
		Order Information			Order Information		
	Colour	Order NO.			Order NO.		
Can Be Used For DIN Rail NS 35/7.5	Gray	TU4-HESI-GY			TU4-HESILED5-GY TU4-HESILED48-GY TU4-HESILED60-GY TU4-HESILED220-GY		
		Accessory			Accessory		
	Colour	Order NO.			Order NO.		
Cover Plate	Gray	TU4-HESI-GY-EA			TU4-HESI-GY-EA		
	Orange						
		Order NO.			Order NO.		
2		TJEB8.2-2			TJEB8.2-2		
3		TJEB8.2-3			TJEB8.2-3		
4		TJEB8.2-4			TJEB8.2-4		
5		TJEB8.2-5			TJEB8.2-5		
6		...			...		
7		TJEB8.2-37			TJEB8.2-37		
8		TJEB8.2-38			TJEB8.2-38		
9		TJEB8.2-39			TJEB8.2-39		
10		TJEB8.2-40			TJEB8.2-40		
		Order NO.			Order NO.		
Printing Service		TMB8.2-50			TMB8.2-50		
		Order NO.			Order NO.		
Printing Service		308801			308801		
Winding marking (50 meters/roll)		TMZ9.6-50			TMZ9.6-50		

Mark: (Total current which connects to all the wires, cannot be over rated current).

TU Rail-mounted terminal blocks with screw clamp



No fuse is provided. The picture is for reference only



No fuse is provided. The picture is for reference only

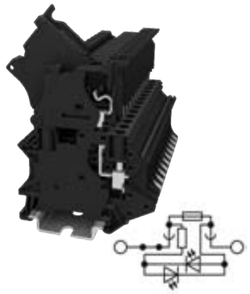

No fuse is provided. The picture is for reference only

	10mm² Fuse terminal block for cartridge fuse insert			4mm² Lever-type fuse terminal block, for 5 x 20 mm G fuse			4mm² Lever-type fuse terminal block, for 5 x 20 mm G fuse , with LED		
Size	Technical Parameter			Technical Parameter			Technical Parameter		
	Thickness	Width	Height	Thickness	Width	Height	Thickness	Width	Height
[mm] Note:Height With DIN Rail NS 35/7.5	12	57.9	57	6.2	59.55	75.6	6.2	59.55	75.6
Rated Parameters	IEC	UL		IEC	UL		IEC	UL	
Rated Voltage [V]	800	600		500	600		24-220	24-220	
Rated Current [A]	6.3	6.3		6.3	6.3		6.3	6.3	
Wire Range	Solid	Fine Stranded	Furrule	Solid	Fine Stranded	Furrule	Solid	Fine Stranded	Furrule
[mm²]	1.5-10	1.5-10	1.5-10	0.2-6	0.2-4	0.2-4	0.2-6	0.2-4	0.2-4
[AWG]	22-6	22-6	22-6	26-10	26-10	26-10	26-10	26-10	26-10
Screw Type [*]	M4			M3			M3		
Torque [N.m]	1.2			0.6			0.6		
Other Parameters									
Insulating Material / Flame Retardant Grade, Conforming To UL94	V0			V0			V0		
Strip length [mm]	10			9			9		
	Order Information			Order Information			Order Information		
Product Colour	Order NO.			Order NO.			Order NO.		
Black	TU10-NF(5X20)								
Can Be Used For DIN Rail NS 35/7.5				TU4-FUSE-BK(Black)			TU4-FUSELED24-BK(Black)		
	Accessory			Accessory			Accessory		
Cover Plate Colour	Order NO.			Order NO.			Order NO.		
Cover Plate									
Jumper									
Poles No.	Order NO.			Order NO.			Order NO.		
2	310302			TJA6.2-2			TJA6.2-2		
3	310303			TJA6.2-3			TJA6.2-3		
4	310304			TJA6.2-4			TJA6.2-4		
5	310305			TJA6.2-5			TJA6.2-5		
6	310306			TJA6.2-6			TJA6.2-6		
7	310307			TJA6.2-7			TJA6.2-7		
8	310308			TJA6.2-8			TJA6.2-8		
9	310309			TJA6.2-9			TJA6.2-9		
10	310310			TJA6.2-10			TJA6.2-10		
Front Marker(Small)	Order NO.			Order NO.			Order NO.		
Printing Service	TMB8.2-50			TMB6.2-100			TMB6.2-100		
Front Marker(Big)	Order NO.			Order NO.			Order NO.		
Printing Service	310801			306801			306801		
Winding marking (50 meters/roll)	TMZ9.6-50			TMZ9.6-50			TMZ9.6-50		

Mark: (Total current which connects to all the wires, cannot be over rated current).





	4mm² double level fuse terminal block			4mm² double level fuse terminal block with LED		
Size	Technical Parameter			Technical Parameter		
	Thickness	Width	Height	Thickness	Width	Height
[mm] Note:Height With DIN Rail NS 35/7.5	6.2	93.1	99.1	6.2	93.1	99.6
Rated Parameters	IEC	UL		IEC	UL	
Rated Voltage [V]	500(Dividing faults) 250(middle level)	300		24~220(Dividing faults) 250(middle level)	24~220(Dividing faults) 300(middle level)	
Rated Current [A]	6.3(Dividing faults) 30(middle level)	16(Dividing faults) 20(middle level)		6.3(Dividing faults) 30(middle level)	16(Dividing faults) 20(middle level)	
Wire Range	Solid	Fine Stranded	Furrule	Solid	Fine Stranded	Furrule
[mm²]	0.2-6	0.2-6	0.2-4	0.2-6	0.2-6	0.2-4
[AWG]	26-10	26-10	26-10	26-10	26-10	26-10
Screw Type [*]	M3			M3		
Torque [N.m]	0.6			0.6		
Other Parameters						
Insulating Material / Flame Retardant Grade, Conforming To UL94	V0			V0		
Strip length [mm]	8-10			8-10		
	Order Information			Order Information		
Product Colour	Order NO.			Order NO.		
Gray	TUD4-FUSE-GY			TUD4-FUSELED24-GY		
Can Be Used For DIN Rail NS 35/7.5 Black	TUD4-FUSE-BK			TUD4-FUSELED220-GY		
				TUD4-FUSELED220-BK		
	Accessory			Accessory		
Cover Plate Colour	Order NO.			Order NO.		
Cover Plate						
Jumper						
Poles No.	Order NO.			Order NO.		
2	TJA6.2-2			TJA6.2-2		
3	TJA6.2-3			TJA6.2-3		
4	TJA6.2-4			TJA6.2-4		
5	TJA6.2-5			TJA6.2-5		
6	TJA6.2-6			TJA6.2-6		
7	TJA6.2-7			TJA6.2-7		
8	TJA6.2-8			TJA6.2-8		
9	TJA6.2-9			TJA6.2-9		
10	TJA6.2-10			TJA6.2-10		
Front Marker(Small)	Order NO.			Order NO.		
Printing Service	TMB6.2-100			TMB6.2-100		
Front Marker(Big)	Order NO.			Order NO.		
Printing Service	306801			306801		
Winding marking (50 meters/roll)	TMZ9.6-50			TMZ9.6-50		

Mark: (Total current which connects to all the wires, cannot be over rated current).

TU Rail-mounted terminal blocks with screw clamp







		4mm² Knife-disconnect terminal block			4mm² Disconnect terminal block			4mm² Lever-type disconnect terminal block		
Size		Technical Parameter			Technical Parameter			Technical Parameter		
		Thickness	Width	Height	Thickness	Width	Height	Thickness	Width	Height
Note:Height With DIN Rail NS 35/7.5	[mm]	6.2	59.55	49.4	6.2	59.55	47.8	6.2	59.55	75.6
Rated Parameters		IEC	UL		IEC	UL		IEC	UL	
Rated Voltage	[V]	500	600		500	600		500	600	
Rated Current	[A]	20	16		20	16		20	16	
Wire Range		Solid	Fine Stranded	Furrule	Solid	Fine Stranded	Furrule	Solid	Fine Stranded	Furrule
	[mm²]	0.2-6	0.2-4	0.2-4	0.2-6	0.2-4	0.2-4	0.2-6	0.2-4	0.2-4
	[AWG]	26-10	26-10	26-10	26-10	26-10	26-10	26-10	26-10	26-10
Screw Type	[*]		M3			M3			M3	
Torque	[N.m]		0.6			0.6			0.6	
Other Parameters										
Insulating Material / Flame Retardant Grade, Conforming To UL94		V0			V0			V0		
Strip length	[mm]				9			9		
		Order Information			Order Information			Order Information		
Product	Colour	Order NO.			Order NO.			Order NO.		
	Gray	TU4-MT-GY			TU4-TG-GY			TU4-SPLIT		
Can Be Used For DIN Rail	Orange	TU4-MT-OG			TU4-TG-OG					
NS 35/7.5	Blue	TU4-MT-BU			TU4-TG-BU					
		Accessory			Accessory			Accessory		
Cover Plate	Colour	Order NO.			Order NO.			Order NO.		
Cover Plate										
Jumper										
Poles No.		Order NO.			Order NO.			Order NO.		
2		TJA6.2-2			TJA6.2-2			TJA6.2-2		
3		TJA6.2-3			TJA6.2-3			TJA6.2-3		
4		TJA6.2-4			TJA6.2-4			TJA6.2-4		
5		TJA6.2-5			TJA6.2-5			TJA6.2-5		
6		TJA6.2-6			TJA6.2-6			TJA6.2-6		
7		TJA6.2-7			TJA6.2-7			TJA6.2-7		
8		TJA6.2-8			TJA6.2-8			TJA6.2-8		
9		TJA6.2-9			TJA6.2-9			TJA6.2-9		
10		TJA6.2-10			TJA6.2-10			TJA6.2-10		
Front Marker(Small)		Order NO.			Order NO.			Order NO.		
Printing Service		TMB6.2-100			TMB6.2-100			TMB6.2-100		
Front Marker(Big)		Order NO.			Order NO.			Order NO.		
Printing Service		306801			306801			306801		
Winding marking (50 meters/roll)		TMZ9.6-50			TMZ9.6-50			TMZ9.6-50		



		4mm² double level disconnect terminal block		
Size		Technical Parameter		
		Thickness	Width	Height
Note: Height With DIN Rail NS 35/7.5	[mm]	6.2	93.1	72.8
Rated Parameters		IEC	UL	
Rated Voltage	[V]	500	300	
Rated Current	[A]	20 (Dividing faults) 28 (middle level)	16(Dividing faults) 20(middle level)	
Wire Range		Solid	Fine Stranded	Furrule
	[mm²]	0.2-6	0.2-6	0.2-4
	[AWG]	26-10	26-10	26-10
Screw Type	[*]		M3	
Torque	[N.m]		0.6	
Other Parameters				
Insulating Material / Flame Retardant Grade, Conforming To UL94		V0		
Strip length	[mm]	8-10		
		Order Information		
Product	Colour	Order NO.		
	Gray	TUD4-MT-GY		
Can Be Used For DIN Rail	Orange	TUD4-MT-OG		
NS 35/7.5	Blue	TUD4-MT-BU		
		Accessory		
Cover Plate	Colour	Order NO.		
Cover Plate				
Jumper				
Poles No.		Order NO.		
2		TJA6.2-2		
3		TJA6.2-3		
4		TJA6.2-4		
5		TJA6.2-5		
6		TJA6.2-6		
7		TJA6.2-7		
8		TJA6.2-8		
9		TJA6.2-9		
10		TJA6.2-10		
Front Marker(Small)		Order NO.		
Printing Service		TMB6.2-100		
Front Marker(Big)		Order NO.		
Printing Service		306801		
Winding marking (50 meters/roll)		TMZ9.6-50		

Mark: (Total current which connects to all the wires, cannot be over rated current).

Mark: (Total current which connects to all the wires, cannot be over rated current).

TBO/TBV Series Bolt Connection Terminal Blocks

Install the wires with crimped cable lugs onto the threaded pins to ensure a secure connection,achieving reliable electrical contact;
The hinged plug housing design allows for safe operation through snap-in or screw mounting methods,further ensuring the stable operation of the equipment;
Suitable for harsh environmental conditions, the robust and durable bolted wiring method is adopted,ensuring the safety and reliability of the equipment, providing strong support for ultimate security;
Applied in industries such as rail transit and power energy.







		TBO6 Bolt Connection Terminal Block			TBOC6 Bolt Connection Terminal Block		
		Technical Parameter			Technical Parameter		
Size		Thickness	Width	Height	Thickness	Width	Height
Note: Height With DIN Rail NS 35/7.5	[mm]	27	108.3	54.85	27	136.6	55.25
Rated Parameters		IEC	UL		IEC	UL	
Rated Voltage	[V]	1000	600		1000	600	
Rated Current	[A]	125	115		125	115	
Wire Range		Solid	Fine Stranded	Furrule	Solid	Fine Stranded	Furrule
	[mm^2]		2.5-35			2.5-35	
	[AWG]		12-2			12-2	
Other Parameters							
Insulating Material / Flame Retardant Grade, Conforming To UL94			V0			V0	
Strip length	[mm]		*			*	
		Order Information			Order Information		
Product	Colour		Order NO.			Order NO.	
	Gray		TBO6-2-GY			TBOC6-2-GY	
Can Be Used For DIN Rail NS 35/7.5 NS35/15	Blue		TBO6-2-BU			TBOC6-2-BU	
		Accessory			Accessory		
Partition			Order NO.			Order NO.	
	Gray		*			*	
Protective cover			Order NO.			Order NO.	
	Gray		TBO6-2-GY-HC			*	
	Blue		TBO6-2-BU-HC				
Jumper							
Poles No.	Colour		订货号Order NO.			订货号Order NO.	
2	Yellow		TB06-VS-2			TB06-VS-2	
3	Yellow		TB06-VS-3			TB06-VS-3	
4	Yellow		*			*	
...	.....		*			*	
9	Yellow		*			*	
10	Yellow		*			*	
Protective Warning Marker			Order NO.			Order NO.	
5PCS			*			*	
Winding marking			Order NO.			Order NO.	
			TMZ9.6-50			TMZ9.6-50	
Front And Side Marker			Order NO.			Order NO.	
Printing Service			316801			316801	

TBO/TBV Series Bolt Connection Terminal Blocks





		TBO8 Bolt Connection Terminal Block			TBOC8 Bolt Connection Terminal Block		
		Technical Parameter			Technical Parameter		
Size		Thickness	Width	Height	Thickness	Width	Height
Note：Height With DIN Rail NS 35/7.5	[mm]	29	136	67	29	185	67.1
Rated Parameters		IEC	UL		IEC	UL	
Rated Voltage	[V]	1000	600		1000	600	
Rated Current	[A]	192	175		192	175	
Wire Range		Solid	Fine Stranded	Furrule	Solid	Fine Stranded	Furrule
	[mm²]	*	2.5-70	*	*	2.5-70	*
	[AWG]	*	12-2/0	*	*	12-2/0	*
Other Parameters							
Insulating Material / Flame Retardant Grade, Conforming To UL94			V0			V0	
Strip length	[mm]		*			*	
		Order Information			Order Information		
Product	Colour	Order NO.			Order NO.		
Can Be Used For DIN Rail NS 35/7.5 NS35/15	Gray	TBO8-2-GY			TBOC8-2-GY		
	Blue	TBO8-2-BU			TBOC8-2-BU		
		Accessory			Accessory		
Partition		Order NO.			Order NO.		
	Gray	*			*		
Protective cover		Order NO.			Order NO.		
	Gray	TBO8-2-GY-HC			*		
	Blue	TBO8-2-BU-HC					
Jumper							
Poles No.	Colour	订货号Order NO.			订货号Order NO.		
2	Yellow	TB08-VS-2			TB08-VS-2		
3	Yellow	TB08-VS-3			TB08-VS-3		
4	Yellow	*			*		
...	.....	*			*		
9	Yellow	*			*		
10	Yellow	*			*		
Protective Warning Marker		Order NO.			Order NO.		
5PCS		*			*		
Winding marking		Order NO.			Order NO.		
		TMZ9.6-50			TMZ9.6-50		
Front And Side Marker		Order NO.			Order NO.		
Printing Service		316801			316801		

Mark: (Total current which connects to all the wires, cannot be over rated current).





		TBO10 Bolt Connection Terminal Block			TBOC10 Bolt Connection Terminal Block		
		Technical Parameter			Technical Parameter		
Size		Thickness	Width	Height	Thickness	Width	Height
Note：Height With DIN Rail NS 35/7.5	[mm]	41	144.5	76.85	41	236.6	81.85
Rated Parameters		IEC	UL		IEC	UL	
Rated Voltage	[V]	1000	600		1000	600	
Rated Current	[A]	309	310		309	310	
Wire Range		Solid	Fine Stranded	Furrule	Solid	Fine Stranded	Furrule
	[mm²]	*	6-150	*	*	6-150	*
	[AWG]	*	10-350	*	*	10-350	*
Other Parameters							
Insulating Material / Flame Retardant Grade, Conforming To UL94			V0			V0	
Strip length	[mm]		*			*	
		Order Information			Order Information		
Product	Colour	Order NO.			Order NO.		
Can Be Used For DIN Rail NS 35/7.5 NS35/15	Gray	TBO10-2-GY			TBOC10-2-GY		
	Blue	TBO10-2-BU			TBOC10-2-BU		
		Accessory			Accessory		
Partition		Order NO.			Order NO.		
	Gray	*			*		
Protective cover		Order NO.			Order NO.		
	Gray	TBO10-2-GY-HC			*		
	Blue	TBO10-2-BU-HC					
Jumper							
Poles No.	Colour	订货号Order NO.			订货号Order NO.		
2	Yellow	TB010-VS-2			TB010-VS-2		
3	Yellow	TB010-VS-3			TB010-VS-3		
4	Yellow	*			*		
...	.....	*			*		
9	Yellow	*			*		
10	Yellow	*			*		
Protective Warning Marker		Order NO.			Order NO.		
5PCS		*			*		
Winding marking		Order NO.			Order NO.		
		TMZ9.6-50			TMZ9.6-50		
Front And Side Marker		Order NO.			Order NO.		
Printing Service		316801			316801		

Mark: (Total current which connects to all the wires, cannot be over rated current).

TBO/TBV Series Bolt Connection Terminal Blocks









		Bolt Connection Terminal Block			Bolt Connection Terminal Block		
		Technical Parameter			Technical Parameter		
Size		Thickness	Width	Height	Thickness	Width	Height
Note：Height With DIN Rail NS 35/7.5	[mm]	49	146	88.3	49	256	88.3
Rated Parameters		IEC	UL		IEC	UL	
Rated Voltage	[V]	1000	600		1000	600	
Rated Current	[A]	415	420		415	420	
Wire Range		Solid	Fine Stranded	Furrule	Solid	Fine Stranded	Furrule
	[mm²]	*	10-240	*	*	10-240	*
	[AWG]	*	8-500	*	*	8-500	*
Other Parameters							
Insulating Material / Flame Retardant Grade, Conforming To UL94			V0			V0	
Strip length	[mm]		*			*	
Product	Colour	Order Information			Order Information		
		Order NO.			Order NO.		
Can Be Used For DIN Rail NS 35/7.5 NS35/15	Gray	TBO12-2-GY			TBOC12-2-GY		
	Blue	TBO12-2-BU			TBOC12-2-BU		
		Accessory			Accessory		
Partition		Order NO.			Order NO.		
	Gray	*			*		
		*			*		
Protective cover		Order NO.			Order NO.		
	Gray	TBO12-2-GY-HC					
		TBO12-2-BU-HC			*		
Jumper							
Poles No.	Colour	Order NO.			Order NO.		
2	Yellow	TBO12-VS-2			TBO12-VS-2		
3	Yellow	TBO12-VS-3			TBO12-VS-3		
4	Yellow	*			*		
...	.....	*			*		
9	Yellow	*			*		
10	Yellow	*			*		
Protective Warning Marker		Order NO.			Order NO.		
5PCS		*			*		
Winding marking		Order NO.			Order NO.		
		TMZ9.6-50			TMZ9.6-50		
Front And Side Marker		Order NO.			Order NO.		
Printing Service		316801			316801		

		Bolt Connection Terminal Block			Bolt Connection Terminal Block		
		Technical Parameter			Technical Parameter		
Size		Thickness	Width	Height	Thickness	Width	Height
Note：Height With DIN Rail NS 35/7.5	[mm]	16	64	56.8	16	64	56.8
Rated Parameters		IEC	UL		IEC	UL	
Rated Voltage	[V]	1000	*		1000	*	
Rated Current	[A]	125	*		125	*	
Wire Range		Solid	Fine Stranded	Furrule	Solid	Fine Stranded	Furrule
	[mm²]	*	2.5-35	*	*	2.5-35	*
	[AWG]	*	14-2	*	*	14-2	*
Other Parameters							
Insulating Material / Flame Retardant Grade, Conforming To UL94			V0			V0	
Strip length	[mm]		*			*	
Product	Colour	Order Information			Order Information		
		Order NO.			Order NO.		
	Gray	TBV6-1-GY			TBV6-3-GY		
Can Be Used For DIN Rail NS 35/7.5 NS35/15							
		Accessory			Accessory		
Partition		Order NO.			Order NO.		
	Gray	ATP-TBV-1-GY			ATP-TBV-3-GY		
Protective cover		Order NO.			Order NO.		
	Gray	TBV6-GY-EA			TBV6-GY-EA		
Jumper							
Poles No.	Colour	订货号Order NO.			Order NO.		
2	Yellow	TBV6-VS-2			TBV6-VS-2		
3	Yellow	TBV6-VS-3			TBV6-VS-3		
4	Yellow	TBV6-VS-4			TBV6-VS-4		
...	.....	.....			.....		
9	Yellow	TBV6-VS-9			TBV6-VS-9		
10	Yellow	TBV6-VS-10			TBV6-VS-10		
Protective Warning Marker		Order NO.			Order NO.		
5PCS		*			*		
Winding marking		Order NO.			Order NO.		
		TMZ9.6-50			TMZ9.6-50		
Front And Side Marker		Order NO.			Order NO.		
Printing Service		316801			316801		

Mark: (Total current which connects to all the wires, cannot be over rated current).

Mark: (Total current which connects to all the wires, cannot be over rated current).

TBO/TBV Series Bolt Connection Terminal Blocks











NEW

		Bolt Connection Terminal Block			Bolt Connection Terminal Block			Bolt Connection Terminal Block			Bolt Connection Terminal Block			Bolt Connection Terminal Block		
		Technical Parameter			Technical Parameter			Technical Parameter			Technical Parameter			Technical Parameter		
Size		Thickness	Width	Height	Thickness	Width	Height	Thickness	Width	Height	Thickness	Width	Height	Thickness	Width	Height
Note：Height With DIN Rail NS 35/7.5	[mm]	21	64	65.8	21	68	65.8	32	64	75.3	32	88	75.3	32	64	75.3
Rated Parameters		IEC	UL		IEC	UL		IEC	UL		IEC	UL		IEC	UL	
Rated Voltage	[V]	1000	*		1000	*		1000	*			*		1000	*	
Rated Current	[A]	150	*		150	*		269	*			*		269	*	
Wire Range		Solid	Fine Stranded	Furrule	Solid	Fine Stranded	Furrule	Solid	Fine Stranded	Furrule	Solid	Fine Stranded	Furrule	Solid	Fine Stranded	Furrule
	[mm^2]	*	2.5-50	*	*	2.5-50	*	*	6-120	*	*	6-120	*	*	10-120	*
	[AWG]	*	14-1/0	*	*	14-1/0	*	*	10-250	*	*	10-250	*	*	8-250	*
Other Parameters																
Insulating Material / Flame Retardant Grade, Conforming To UL94			V0			V0			V0			V0			V0	
Strip length	[mm]		*			*			*			*			*	
		Order Information			Order Information			Order Information			Order Information			Order Information		
Product	Colour	Order NO.			Order NO.			Order NO.			Order NO.			Order NO.		
	Gray	TBV8-1-GY			TBV8-3-GY			TBV10-1-GY			TBV10-3-GY			TBV12-1-GY		
Can Be Used For DIN Rail																
NS 35/7.5 NS35/15																
		Accessory			Accessory			Accessory			Accessory			Accessory		
Partition		Order NO.			Order NO.			Order NO.			Order NO.			Order NO.		
	Gray	ATP-TBV-1-GY			ATP-TBV-3-GY			ATP-TBV-1-GY			ATP-TBV-3-GY			ATP-TBV-1-GY		
Protective cover		Order NO.			Order NO.			Order NO.			Order NO.			Order NO.		
	Gray	TBV8-GY-EA			TBV8-GY-EA			TBV10-GY-EA			TBV10-GY-EA			TBV10-GY-EA		
Jumper																
Poles No.	Colour	Order NO.			Order NO.			Order NO.			Order NO.			Order NO.		
2	Yellow	TBV8-VS-2			TBV8-VS-2			TBV10-VS-2			TBV10-VS-2			TBV12-VS-2		
3	Yellow	TBV8-VS-3			TBV8-VS-3			TBV10-VS-3			TBV10-VS-3			TBV12-VS-3		
4	Yellow	*			*			*			*			*		
...	.....	*			*			*			*			*		
9	Yellow	*			*			*			*			*		
10		*			*			*			*			*		
Protective Warning Marker		Order NO.			Order NO.			Order NO.			Order NO.			Order NO.		
5PCS		*			*			*			*			*		
Winding marking		Order NO.			Order NO.			Order NO.			Order NO.			Order NO.		
		TMZ9.6-50			TMZ9.6-50			TMZ9.6-50			TMZ9.6-50			TMZ9.6-50		
Front And Side Marker		Order NO.			Order NO.			Order NO.			Order NO.			Order NO.		
Printing Service		316801			316801			316801			316801			316801		

Mark: (Total current which connects to all the wires, cannot be over rated current).

Mark: (Total current which connects to all the wires, cannot be over rated current).

SPDB Series High Current Branch Terminal

One input, multiple outputs to accommodate various numbers of cable branches, enhancing work efficiency;High-strength copper alloy wire clamping frame with copper terminal blocks for better conductivity.





High strength copper alloy material pressed wire frame copper terminal block, with better conductivity

▲The SPDB series terminals are made of high-strength copper alloy material, which not only has excellent conductivity, but also maintains stability in harsh environments such as high temperature and high voltage, ensuring that your circuit is always unobstructed.



Wiring area ranging from 2.5mm ² to 185mm ²

▲SPDB series terminals can connect wires with diameters ranging from 2.5mm ² to 185mm ², capable of carrying stable signal transmission for high current devices. Paired with copper alloy wire frames, they effectively reduce resistance and make your current transmission smoother.



Two installation methods to choose freely

▲In terms of design, the SPDB series emphasizes the perfect combination of practicality and convenience. Its structure is compact and the layout is reasonable, providing two installation methods: board end fixation and rail fixation. The cover plate can be opened and closed, which not only saves space but also makes the wiring process simpler and faster.



One in, multiple out, meeting various quantities of cable branches

▲It is worth mentioning that the SPDB series terminals support the function of one in, multiple out, which can meet various complex electrical connection requirements. No matter how many lines you need to divide, SPDB can easily handle them, making your circuit layout more flexible and versatile. Applied in industries such as industrial automation and power energy.

SPDB Series High Current Branch Terminal





		SPDB35-16/8x16			SPDB70-16/8x16		
		Technical Parameter			Technical Parameter		
Size		Length	Width	Height	Length	Width	Height
	[mm]	75	40.4	49.15	75	40.4	49.15
Rated Parameters		IEC			IEC		
Rated Voltage	[V]	690			690		
Rated Current	[A]	125			175		
Pollution degree		3			3		
Rated impulse voltage	[kV]	2.5			2.5		
Short-circuit current		30			30		
＞1S Short-circuit current		4.2			11.8		
Connection method		Screw wiring			Screw wiring		
Mounting		35mm DIN Installation/screw installation			35mm DIN Installation/screw installation		
Protection Level		IP20			IP20		
Work temperature		-40°C ~+105°C			-40°C ~+105°C		
Insulation material		PA66			PA66		
Flame Retardant Grade, Conforming To UL94		V0			V0		
Input		A	B	C	A	B	C
Terminal connection points		1	1	*	1	1	*
Conductor cross section	[mm²]	10-35	6-16	*	16-70	6-16	*
Rated torque	[N.m]	5	3	*	5	3	*
Screw specifications		M8	M6	*	M10	M6	*
Stripping length	[mm]	14-15	9-12	*	15-16	9-12	*
Dimensions of Allen key		SK-S 4.0	SK-S 3.0	*	SK-S 5.0	SK-S 3.0	*
Output		A	B	C	A	B	C
Terminal connection points		8	*	*	8	*	*
Conductor cross section	[mm²]	2.5-16	*	*	2.5-16	*	*
Rated torque	[N.m]	3	*	*	3	*	*
Screw specifications		M6	*	*	M6	*	*
Stripping length	[mm]	10-12	*	*	10-12	*	*
Dimensions of Allen key		SK-S 3.0	*	*	SK-S 3.0	*	*
订购信息		订货号Order NO.			订货号Order NO.		
		SPDB35-16/8x16-BU-0001			SPDB70-16/8x16-BU-0001		
		SPDB35-16/8x16-RD-0001			SPDB70-16/8x16-RD-0001		
		SPDB35-16/8x16-GN-0001			SPDB70-16/8x16-GN-0001		
		SPDB35-16/8x16-YE-0001			SPDB70-16/8x16-YE-0001		

Mark: (Total current which connects to all the wires, cannot be over rated current).

SPDB35-16/8x16-XX-0001

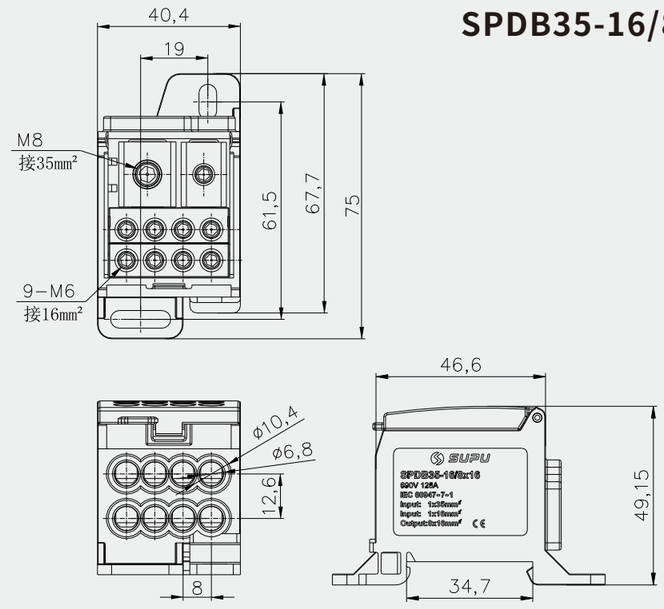

SPDB70-16/8x16-XX-0001

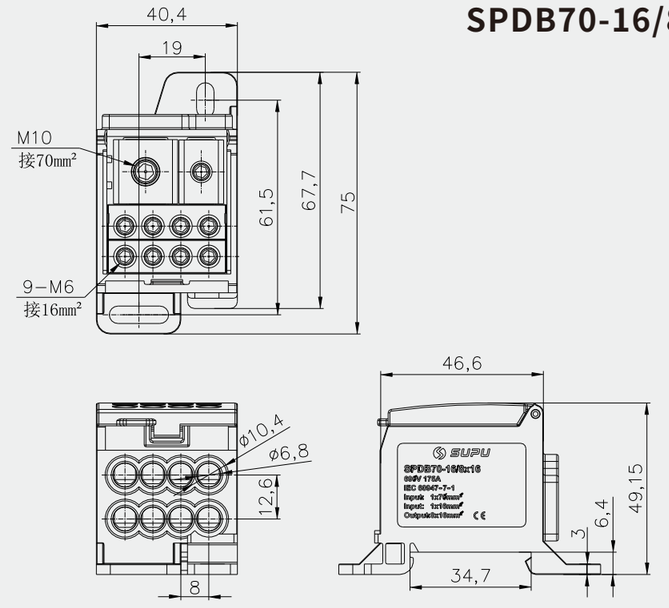

Mark: (Total current which connects to all the wires, cannot be over rated current).

SPDB Series High Current Branch Terminal





		SPDB16x3/4x6-XX-0001			SPDB35-16/6x16-XX-0001		
		Technical Parameter			Technical Parameter		
Size		Length	Width	Height	Length	Width	Height
	[mm]	66	38.4	44.97	75	30	49.15
Rated Parameters		IEC			IEC		
Rated Voltage	[V]	690			690		
Rated Current	[A]	80			125		
Pollution degree		3			3		
Rated impulse voltage	[kV]	2.5			2.5		
Short-circuit current		*			30		
＞1S Short-circuit current		*			4.2		
Connection method		Screw wiring			Screw wiring		
Mounting		35mm DIN Installation/screw installation			35mm DIN Installation/screw installation		
Protection Level		IP20			IP20		
Work temperature		-40°C ~+105°C			-40°C ~+105°C		
Insulation material		PA66			PA66		
Flame Retardant Grade, Conforming To UL94		V0			V0		
Input		A	B	C	A	B	C
Terminal connection points		1	*	*	1	1	*
Conductor cross section	[mm²]	2.5-16	*	*	10-35	6-16	*
Rated torque	[N.m]	2.4	*	*	5	3	*
Screw specifications		M5	*	*	M8	M6	*
Stripping length	[mm]	13-14	*	*	14-15	9-12	*
Dimensions of Allen key		*	*	*	SK-S 4.0	SK-S 3.0	*
Output		A	B	C	A	B	C
Terminal connection points		2	4	*	6	*	*
Conductor cross section	[mm²]	2.5-16	2.5-6	*	2.5-16	*	*
Rated torque	[N.m]	2.4	1.2	*	3	*	*
Screw specifications		M5	M4	*	M6	*	*
Stripping length	[mm]	13-14	10-11	*	10-12	*	*
Dimensions of Allen key		*	*	*	SK-S 3.0	*	*
订购信息		订货号Order NO.			订货号Order NO.		
		SPDB16x3/4x6-BU-0001			SPDB35-16/6x16-BU-0001		
		SPDB16x3/4x6-RD-0001			SPDB35-16/6x16-RD-0001		
		SPDB16x3/4x6-GN-0001			SPDB35-16/6x16-GN-0001		
		SPDB16x3/4x6-YE-0001			SPDB35-16/6x16-YE-0001		

Mark: (Total current which connects to all the wires, cannot be over rated current).

SPDB16x3/4x6-XX-0001

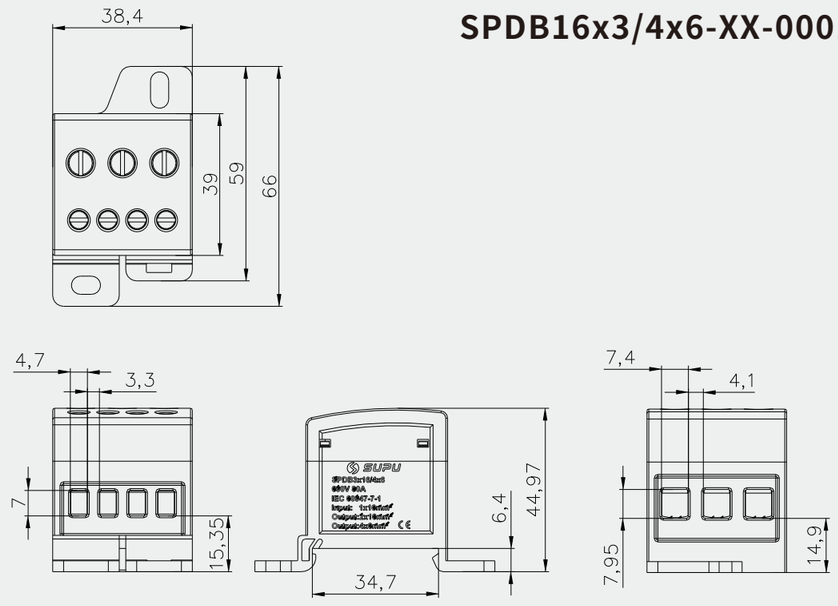

SPDB35-16/6x16-XX-0001

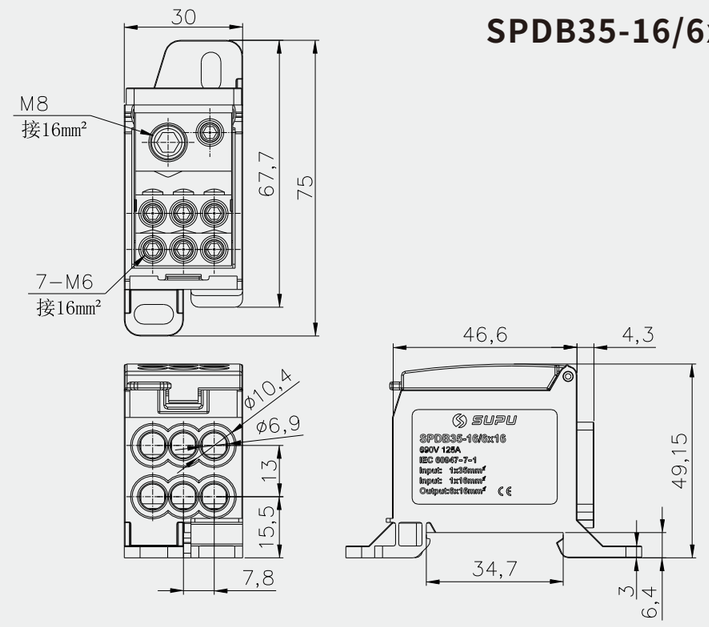

Mark: (Total current which connects to all the wires, cannot be over rated current).

SPDB Series High Current Branch Terminal





		SPDB12012x35-5x16-4x10-XX-0001			SPDB18512x35-5x16-4x10-XX-0001		
		Technical Parameter			Technical Parameter		
Size		Length	Width	Height	Length	Width	Height
	[mm]	83.5	26.64	50.7	83.5	26.64	50.7
Rated Parameters		IEC			IEC		
Rated Voltage	[V]	690			690		
Rated Current	[A]	250			400		
Pollution degree		3			3		
Rated impulse voltage	[kV]	2.5			2.5		
Short-circuit current		51			51		
＞1S Short-circuit current		24.5			24.5		
Connection method		Screw wiring			Screw wiring		
Mounting		35mm DIN Installation/screw installation			35mm DIN Installation/screw installation		
Protection Level		IP20			IP20		
Work temperature		-40°C ~+105°C			-40°C ~+105°C		
Insulation material		PA66			PA66		
Flame Retardant Grade, Conforming To UL94		V0			V0		
Input		A	B	C	A	B	C
Terminal connection points		1	*	*	1	*	*
Conductor cross section	[mm²]	35-120	*	*	95-185	*	*
Rated torque	[N.m]	19	*	*	25	*	*
Screw specifications		M12	*	*	M16	*	*
Stripping length	[mm]	27-29	*	*	27-29	*	*
Dimensions of Allen key		SK-S 6.0		*	SK-S 8.0		*
Output		A	B	C	A	B	C
Terminal connection points		2	5	4	2	5	4
Conductor cross section	[mm²]	2.5-35	2.5-16	2.5-10	2.5-35	2.5-16	2.5-10
Rated torque	[N.m]	3.5	3	2.5	3.5	3	2.5
Screw specifications		M10	M8	M6	M10	M8	M6
Stripping length	[mm]	10-12	10-12	10-12	10-12	10-12	10-12
Dimensions of Allen key		SK-S 5.0	SK-S 4.0	SK-S 3.0	SK-S 5.0	SK-S 4.0	SK-S 3.0
订购信息		订货号Order NO.			订货号Order NO.		
		SPDB120/2x35-5x16-4x10-BU-0001			SPDB185/2x35-5x16-4x10-BU-0001		
		SPDB120/2x35-5x16-4x10-RD-0001			SPDB185/2x35-5x16-4x10-RD-0001		
		SPDB120/2x35-5x16-4x10-GN-0001			SPDB185/2x35-5x16-4x10-GN-0001		
		SPDB120/2x35-5x16-4x10-YE-0001			SPDB185/2x35-5x16-4x10-YE-0001		

SPDB120/2x35-5x16-4x10-XX-0001

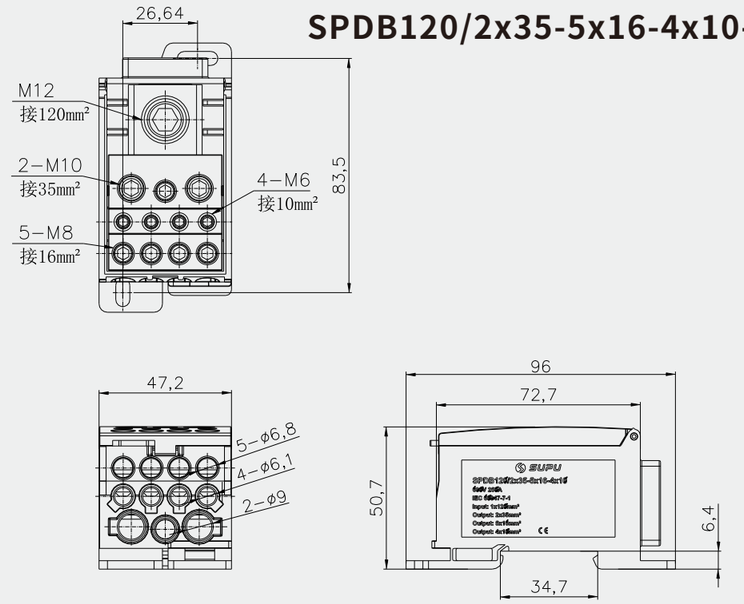

SPDB18512x35-5x16-4x10-XX-0001

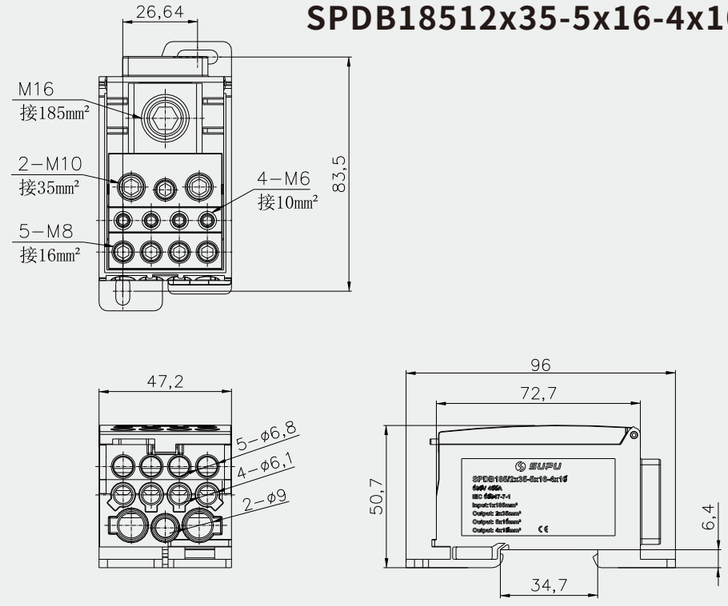

Mark: (Total current which connects to all the wires, cannot be over rated current).

Mark: (Total current which connects to all the wires, cannot be over rated current).

TA Rail-mounted Terminal Blocks With Spring-cage Clamp

TA series rail-mounted spring cage clamp terminal blocks use spring cage connection technology, make 2-4, 0.2-16mm^2 wire establish a secure and reliable electricity and signal connection. The products are widely used in elevators, rail transportations, ships, buildings, heavy equipments and industrial automations. Product design and manufacturing in line with relevant international standards such as IEC60947, UL1059.





Connection Structure

▲ Terminals can be connected to each other

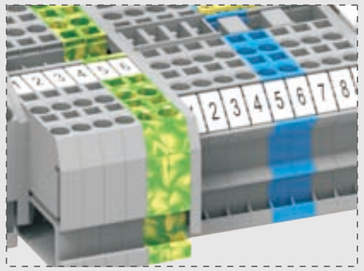

Marking

▲ Front marker and side marker can be used in the different space environments



Side-entry wiring

▲ Side-entry wiring can meet the connection in different space environments



Jumper

▲ Adjacent jumpers, staggered jumpers and wire jumpers can realize multiple circuit designs



Fuse Box

▲ A fuse box can be installed on the terminal, and a fuse can be installed in the fuse box



Straight Plug Type Terminal Block

▲ Wiring is done without special wiring tools



Angled Type Terminal Block

▲ Angled type reduces the size of the terminal and saves space



Functional Terminal Block

▲ Wiring terminals with diodes and indicator lights for easy implementation of various circuit switching functions



Pluggable Terminal Block

▲ Plug-in terminal blocks and female plugs provide the flexible wiring

TA Rail-mounted terminal blocks with spring-cage clamp







	1.5mm² 1 -1 Feed Through Terminal Block			2.5mm² 1-1 Feed Through Terminal Block		
	Technical Parameter			Technical Parameter		
Size	Thickness	Width	Height	Thickness	Width	Height
[mm] Note:Height With DIN Rail NS 35/7.5	4	51.6	34.5	5	52.8	35.3
Rated Parameters	IEC	UL		IEC	UL	
Rated Voltage [V]	800	600		800	600	
Rated Current [A]	18	10		24	20	
Wire Range	Solid	Fine Stranded	Furrule	Solid	Fine Stranded	Furrule
[mm²]	0.2-1.5	0.2-1.5	0.2-1	0.2-2.5	0.2-2.5	0.2-1.5
[AWG]	28-16	28-16	28-16	28-14	28-14	28-14
Other Parameters						
Insulating Material / Flame Retardant Grade, Conforming To UL94	V0			V0		
Strip length [mm]	8-9			8-9		
	Order Information			Order Information		
Product Colour	Order NO.			Order NO.		
Gray	215921			225921		
Can Be Used For DIN Rail NS 35/7.5 Orange	215922			225922		
Blue	215924			225924		
	Accessory			Accessory		
Cover Plate	Order NO.			Order NO.		
Gray	215121			225121		
Cover Plate Orange	215122			225122		
*	*			*		
Jumper Colour						
Gray	Order NO.			Order NO.		
Adjacent Jumper	215301			225301		
Staggered Jumper	*			225321-3		
Wire Jumper	*			225311(L=60mm) 225312(L=110mm) 225313(L=250mm)		
Protective Warning Marker	Order NO.			Order NO.		
5PCS	215701			225701		
Front And Side Marker	Order NO.			Order NO.		
100PCS (Printing Service)	215801			225801		

Mark: (Total current which connects to all the wires, cannot be over rated current).

	4mm² 1-1 Feed Through Terminal Block			6mm² 1-1 Feed Through Terminal Block			10mm² 1-1 Feed Through Terminal Block		
	Technical Parameter			Technical Parameter			Technical Parameter		
Thickness	Width	Height	Thickness	Width	Height	Thickness	Width	Height	
6	59	36	8	73.6	40	10	76.7	42.5	
IEC	UL		IEC	UL		IEC	UL		
800	600		800	600		800	600		
32	20		41	30		57	50		
Solid	Fine Stranded	Furrule	Solid	Fine Stranded	Furrule	Solid	Fine Stranded	Furrule	
0.2-4	0.2-4	0.2-2.5	0.2-6	0.2-6	0.2-4	0.2-10	0.2-10	0.2-6	
28-12	28-12	28-12	28-10	28-10	28-10	28-8	28-8	28-8	
V0			V0			V0			
9-10			12-13			12-13			
Order Information			Order Information			Order Information			
Order NO.			Order NO.			Order NO.			
204921			206921			210921			
204922			206922			210922			
204924			206923			210923			
Accessory			Accessory			Accessory			
Order NO.			Order NO.			Order NO.			
204121			206121			210121			
204122			206122			210122			
*			*			*			
Order NO.			Order NO.			Order NO.			
204301			206301			210301			
*			*			*			
*			*			*			
Order NO.			Order NO.			Order NO.			
204701			206701			210701			
Order NO.			Order NO.			Order NO.			
225801			225801			225801			

Mark: (Total current which connects to all the wires, cannot be over rated current).



		16mm² 1-1 Feed Through Terminal Block		
		Technical Parameter		
Size		Thickness	Width	Height
Note:Height With DIN Rail NS 35/7.5	[mm]	12	93.8	45
Rated Parameters		IEC	UL	
Rated Voltage	[V]	800	600	
Rated Current	[A]	76	65	
Wire Range		Solid	Fine Stranded	Furrule
	[mm²]	0.2-16	0.2-16	0.2-10
	[AWG]	28-6	28-6	28-6
Other Parameters				
Insulating Material / Flame Retardant Grade, Conforming To UL94		V0		
Strip length	[mm]	16-17		
		Order Information		
Product	Colour	Order NO.		
Can Be Used For DIN Rail NS 35/7.5	Gray	216921		
	Orange	216922		
	Blue	216923		
		Accessory		
Cover Plate		Order NO.		
Cover Plate	Gray	216121		
	Orange	216122		
	*	*		
Jumper	Colour			
	Gray	Order NO.		
Adjacent Jumper		216301		
Staggered Jumper		*		
Wire Jumper		*		
Protective Warning Marker		Order NO.		
5PCS		216701		
Front And Side Marker		Order NO.		
100PCS (Printing Service)		225801		





		1.5mm² 1-1 Feed Through Ground Terminal Block			2.5mm² 1-1 Feed Through Ground Terminal Block		
		Technical Parameter			Technical Parameter		
Size		Thickness	Width	Height	Thickness	Width	Height
Note:Height With DIN Rail NS 35/7.5	[mm]	4	51.6	34.5	5	52.8	35.3
Rated Parameters		IEC	UL		IEC	UL	
Rated Voltage	[V]	*	*		*	*	
Rated Current	[A]	*	*		*	*	
Wire Range		Solid	Fine Stranded	Furrule	Solid	Fine Stranded	Furrule
	[mm²]	0.2-1.5	0.2-1.5	0.2-1	0.2-2.5	0.2-2.5	0.2-1.5
	[AWG]	28-16	28-16	28-16	28-14	28-14	28-14
Other Parameters							
Insulating Material / Flame Retardant Grade, Conforming To UL94		V0			V0		
Strip length	[mm]	8-9			8-9		
		Order Information			Order Information		
Product	Colour	Order NO.			Order NO.		
Can Be Used For DIN Rail NS 35/7.5	Yellow green	215927			225927		
	*	*			*		
	*	*			*		
		Accessory			Accessory		
Cover Plate		Order NO.			Order NO.		
Cover Plate	Gray	215121			225121		
	Orange	215122			225122		
	*	*			*		
Jumper	Colour						
	Gray	Order NO.			Order NO.		
Adjacent Jumper		*			*		
Staggered Jumper		*			*		
Wire Jumper		*			*		
Protective Warning Marker		Order NO.			Order NO.		
5PCS		215701			225701		
Front And Side Marker		Order NO.			Order NO.		
100PCS (Printing Service)		215801			225801		

Mark: (Total current which connects to all the wires, cannot be over rated current).

Mark: (Total current which connects to all the wires, cannot be over rated current).









		4mm² 1-1 Feed Through Ground Terminal Block			6mm² 1-1 Feed Through Ground Terminal Block		
Size		Technical Parameter			Technical Parameter		
	[mm]	Thickness	Width	Height	Thickness	Width	Height
Note:Height With DIN Rail NS 35/7.5		6	59	36	8	73.6	40
Rated Parameters		IEC	UL		IEC	UL	
Rated Voltage	[V]	*	*		*	*	
Rated Current	[A]	*	*		*	*	
Wire Range		Solid	Fine Stranded	Furrule	Solid	Fine Stranded	Furrule
	[mm²]	0.2-4	0.2-4	0.2-2.5	0.2-6	0.2-6	0.2-4
	[AWG]	28-12	28-12	28-12	28-10	28-10	28-10
Other Parameters							
Insulating Material / Flame Retardant Grade, Conforming To UL94		V0			V0		
Strip length	[mm]	9-10			12-13		
		Order Information			Order Information		
Product	Colour	Order NO.			Order NO.		
	Yellow green	204927			206927		
Can Be Used For DIN Rail		*			*		
NS 35/7.5		*			*		
		Accessory			Accessory		
Cover Plate		Order NO.			Order NO.		
	Gray	204121			206121		
Cover Plate	Orange	204122			206122		
		*			*		
Jumper	Colour						
	Gray	Order NO.			Order NO.		
Adjacent Jumper		*			*		
		*			*		
Staggered Jumper		*			*		
Wire Jumper							
Protective Warning Marker		Order NO.			Order NO.		
5PCS		204701			206701		
Front And Side Marker		Order NO.			Order NO.		
100PCS (Printing Service)		225801			225801		

		10mm² 1-1 Feed Through Ground Terminal Block			16mm² 1-1 Feed Through Ground Terminal Block		
		Technical Parameter			Technical Parameter		
		Thickness	Width	Height	Thickness	Width	Height
		10	76.7	42.5	12	93.8	45
		IEC	UL		IEC	UL	
		*	*		*	*	
		*	*		*	*	
		Solid	Fine Stranded	Furrule	Solid	Fine Stranded	Furrule
		0.2-10	0.2-10	0.2-6	0.2-16	0.2-16	0.2-10
		28-8	28-8	28-8	28-6	28-6	28-6
		V0			V0		
		12-13			16-17		
		Order Information			Order Information		
		Order NO.			Order NO.		
		210927			216927		
		*			*		
		*			*		
		Accessory			Accessory		
		Order NO.			Order NO.		
		210121			216121		
		210122			216122		
		*			*		
		Order NO.			Order NO.		
		*			*		
		*			*		
		*			*		
		Order NO.			Order NO.		
		210701			216701		
		Order NO.			Order NO.		
		225801			225801		

Mark: (Total current which connects to all the wires, cannot be over rated current).

Mark: (Total current which connects to all the wires, cannot be over rated current).







		6mm² 1-1 Feed Through Terminal Block (Side Marking)			10mm² 1-1 Feed Through Terminal Block (Side Marking)			16mm² 1-1 Feed Through Terminal Block (Side Marking)		
Size		Technical Parameter			Technical Parameter			Technical Parameter		
	[mm]	Thickness	Width	Height	Thickness	Width	Height	Thickness	Width	Height
Note:Height With DIN Rail NS 35/7.5		8	62	38.5	10	69.5	41	12	80	45
Rated Parameters		IEC	UL		IEC	UL		IEC	UL	
Rated Voltage	[V]	800	600		800	600		800	600	
Rated Current	[A]	41	30		57	50		76	65	
Wire Range		Solid	Fine Stranded	Furrule	Solid	Fine Stranded	Furrule	Solid	Fine Stranded	Furrule
	[mm²]	0.2-6	0.2-6	0.2-4	0.2-10	0.2-10	0.2-6	0.2-16	0.2-16	0.2-10
	[AWG]	28-10	28-10	28-10	28-8	28-8	28-8	28-6	28-6	28-6
Other Parameters										
Insulating Material / Flame Retardant Grade, Conforming To UL94		V0			V0			V0		
Strip length	[mm]	12-13			12-13			16-17		
		Order Information			Order Information			Order Information		
Product	Colour	Order NO.			Order NO.			Order NO.		
Can Be Used For DIN Rail NS 35/7.5	Gray	206911			210911			216911		
	Orange	206912			210912			216912		
	Blue	206913			210913			216913		
		Accessory			Accessory			Accessory		
Cover Plate		Order NO.			Order NO.			Order NO.		
Cover Plate	Gray	206111			210111			216111		
	Orange	206112			210112			216122		
	*	*			*			*		
Jumper	Colour									
	Gray	Order NO.			Order NO.			Order NO.		
Adjacent Jumper		206301			210301			216301		
		*			*			*		
Staggered Jumper		*			*			*		
Wire Jumper										
Protective Warning Marker		Order NO.			Order NO.			Order NO.		
5PCS		206701			210701			216701		
Front And Side Marker		Order NO.			Order NO.			Order NO.		
100PCS (Printing Service)		225801			225801			225801		

Mark: (Total current which connects to all the wires, cannot be over rated current).

Mark: (Total current which connects to all the wires, cannot be over rated current).

TA Rail-mounted terminal blocks with spring-cage clamp







	6mm² 1-1 Feed Through Ground Terminal Block(Side Marking)			10mm² 1-1 Feed Through Ground Terminal Block(Side Marking)			16mm² 1-1 Feed Through Ground Terminal Block(Side Marking)		
	Technical Parameter			Technical Parameter			Technical Parameter		
Size	Thickness	Width	Height	Thickness	Width	Height	Thickness	Width	Height
[mm] Note:Height With DIN Rail NS 35/7.5	8	62	38.5	10	69.5	41	12	80	45
Rated Parameters	IEC	UL		IEC	UL		IEC	UL	
Rated Voltage [V]	*	*		*	*		*	*	
Rated Current [A]	*	*		*	*		*	*	
Wire Range	Solid	Fine Stranded	Furrule	Solid	Fine Stranded	Furrule	Solid	Fine Stranded	Furrule
[mm²]	0.2-6	0.2-6	0.2-4	0.2-10	0.2-10	0.2-6	0.2-16	0.2-16	0.2-10
[AWG]	28-10	28-10	28-10	28-8	28-8	28-8	28-6	28-6	28-6
Other Parameters									
Insulating Material / Flame Retardant Grade, Conforming To UL94	V0			V0			V0		
Strip length [mm]	12-13			12-13			16-17		
	Order Information			Order Information			Order Information		
Product Colour	Order NO.			Order NO.			Order NO.		
Yellow green	206917			210917			216917		
Can Be Used For DIN Rail	*			*			*		
NS 35/7.5	*			*			*		
	Accessory			Accessory			Accessory		
Cover Plate	Order NO.			Order NO.			Order NO.		
Gray	206111			210111			216111		
Cover Plate Orange	206112			210112			216122		
	*			*			*		
Jumper Colour									
Gray	Order NO.			Order NO.			Order NO.		
Adjacent Jumper	*			*			*		
	*			*			*		
Staggered Jumper	*			*			*		
Wire Jumper									
Protective Warning Marker	Order NO.			Order NO.			Order NO.		
5PCS	206701			210701			216701		
Front And Side Marker	Order NO.			Order NO.			Order NO.		
100PCS (Printing Service)	225801			225801			225801		

Mark: (Total current which connects to all the wires, cannot be over rated current).

Mark: (Total current which connects to all the wires, cannot be over rated current).

TA Rail-mounted terminal blocks with spring-cage clamp







		2.5mm² 1-1 Feed Through Terminal Block of Side-entry			4mm² 1-1 Feed Through Terminal Block of Side-entry		
		Technical Parameter			Technical Parameter		
Size		Thickness	Width	Height	Thickness	Width	Height
Note:Height With DIN Rail NS 35/7.5	[mm]	5	38.4	38	6	40.2	40
Rated Parameters		IEC	UL		IEC	UL	
Rated Voltage	[V]	800	600		800	600	
Rated Current	[A]	24	20		32	20	
Wire Range		Solid	Fine Stranded	Furrule	Solid	Fine Stranded	Furrule
	[mm²]	0.2-2.5	0.2-2.5	0.2-1.5	0.2-4	0.2-4	0.2-2.5
	[AWG]	28-14	28-14	28-14	28-12	28-12	28-12
Other Parameters							
Insulating Material / Flame Retardant Grade, Conforming To UL94		V0			V0		
Strip length	[mm]	8-9			9-10		
		Order Information			Order Information		
Product	Colour	Order NO.			Order NO.		
Can Be Used For DIN Rail NS 35/7.5	Gray	225915			204901		
	Orange	*			*		
	Blue	225916			204902		
		Accessory			Accessory		
Cover Plate		Order NO.			Order NO.		
Cover Plate	Gray	225111			204101		
	Orange	225112			204102		
	*	*			*		
Jumper	Colour						
	Gray	Order NO.			Order NO.		
Adjacent Jumper		225301			204301		
		*			*		
Staggered Jumper		*			*		
Wire Jumper							
Protective Warning Marker		Order NO.			Order NO.		
5PCS		225701			204701		
Front And Side Marker		Order NO.			Order NO.		
100PCS (Printing Service)		225801			225801		

Mark: (Total current which connects to all the wires, cannot be over rated current).

		6mm² 1-1 Feed Through Terminal Block of Side-entry			10mm² 1-1 Feed Through Terminal Block of Side-entry			16mm² 1-1 Feed Through Terminal Block of Side-entry		
		Technical Parameter			Technical Parameter			Technical Parameter		
Size		Thickness	Width	Height	Thickness	Width	Height	Thickness	Width	Height
Note:Height With DIN Rail NS 35/7.5	[mm]	8	46	44.5	10	52.2	49	12	58.4	53
Rated Parameters		IEC	UL		IEC	UL		IEC	UL	
Rated Voltage	[V]	800	600		800	600		800	600	
Rated Current	[A]	41	30		57	50		76	65	
Wire Range		Solid	Fine Stranded	Furrule	Solid	Fine Stranded	Furrule	Solid	Fine Stranded	Furrule
	[mm²]	0.2-6	0.2-6	0.2-4	0.2-10	0.2-10	0.2-6	0.2-16	0.2-16	0.2-10
	[AWG]	28-10	28-10	28-10	28-8	28-8	28-8	28-6	28-6	28-6
Other Parameters										
Insulating Material / Flame Retardant Grade, Conforming To UL94		V0			V0			V0		
Strip length	[mm]	12-13			12-13			16-17		
		Order Information			Order Information			Order Information		
Product	Colour	Order NO.			Order NO.			Order NO.		
Can Be Used For DIN Rail NS 35/7.5	Gray	206901			210901			216901		
	Orange	*			*			*		
	Blue	206902			210902			216902		
		Accessory			Accessory			Accessory		
Cover Plate		Order NO.			Order NO.			Order NO.		
Cover Plate	Gray	206101			210101			216101		
	Orange	206102			210102			216102		
	*	*			*			*		
Jumper	Colour									
	Gray	Order NO.			Order NO.			Order NO.		
Adjacent Jumper		206301			210301			216301		
		*			*			*		
Staggered Jumper		*			*			*		
Wire Jumper										
Protective Warning Marker		Order NO.			Order NO.			Order NO.		
5PCS		206701			210701			216701		
Front And Side Marker		Order NO.			Order NO.			Order NO.		
100PCS (Printing Service)		225801			225801			225801		

Mark: (Total current which connects to all the wires, cannot be over rated current).

TA Rail-mounted terminal blocks with spring-cage clamp







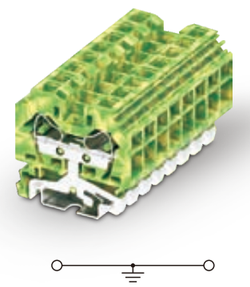



		2.5mm² 1-1 Feed Through Ground Terminal Block of Side-entry			4mm² 1-1 Feed Through Ground Terminal Block of Side-entry			6mm² 1-1 Feed Through Ground Terminal Blockof Side-entry			10mm² 1-1 Feed Through Ground Terminal Blockof Side-entry			16mm² 1-1 Feed Through Ground Terminal Blockof Side-entry		
Size		Technical Parameter			Technical Parameter			Technical Parameter			Technical Parameter			Technical Parameter		
	[mm]	Thickness	Width	Height	Thickness	Width	Height	Thickness	Width	Height	Thickness	Width	Height	Thickness	Width	Height
Note:Height With DIN Rail NS 35/7.5		5	38.4	38	6	40.2	40	8	46	44.5	10	52.2	49	12	58.4	53
Rated Parameters		IEC	UL		IEC	UL		IEC	UL		IEC	UL		IEC	UL	
Rated Voltage	[V]	*	*		*	*		*	*		*	*		*	*	
Rated Current	[A]	*	*		*	*		*	*		*	*		*	*	
Wire Range		Solid	Fine Stranded	Furrule	Solid	Fine Stranded	Furrule	Solid	Fine Stranded	Furrule	Solid	Fine Stranded	Furrule	Solid	Fine Stranded	Furrule
	[mm²]	0.2-2.5	0.2-2.5	0.2-1.5	0.2-4	0.2-4	0.2-2.5	0.2-6	0.2-6	0.2-4	0.2-10	0.2-10	0.2-6	0.2-16	0.2-16	0.2-10
	[AWG]	28-14	28-14	28-14	28-12	28-12	28-12	28-10	28-10	28-10	28-8	28-8	28-8	28-6	28-6	28-6
Other Parameters																
Insulating Material / Flame Retardant Grade, Conforming To UL94		V0			V0			V0			V0			V0		
Strip length	[mm]	8-9			9-10			12-13			12-13			16-17		
		Order Information			Order Information			Order Information			Order Information			Order Information		
Product	Colour	Order NO.			Order NO.			Order NO.			Order NO.			Order NO.		
	Yellow green	225917			204907			206907			210907			216907		
Can Be Used For DIN Rail		*			*			*			*			*		
NS 35/7.5		*			*			*			*			*		
		Accessory			Accessory			Accessory			Accessory			Accessory		
Cover Plate		Order NO.			Order NO.			Order NO.			Order NO.			Order NO.		
	Gray	225111			204101			206101			210101			216101		
Cover Plate	Orange	225112			204102			206102			210102			216102		
		*			*			*			*			*		
Jumper	Colour															
	Gray	Order NO.			Order NO.			Order NO.			Order NO.			Order NO.		
Adjacent Jumper		*			*			*			*			*		
		*			*			*			*			*		
Staggered Jumper		*			*			*			*			*		
Wire Jumper																
Protective Warning Marker		Order NO.			Order NO.			Order NO.			Order NO.			Order NO.		
5PCS		225701			204701			206701			210701			216701		
Front And Side Marker		Order NO.			Order NO.			Order NO.			Order NO.			Order NO.		
100PCS (Printing Service)		225801			225801			225801			225801			225801		

Mark: (Total current which connects to all the wires, cannot be over rated current).

Mark: (Total current which connects to all the wires, cannot be over rated current).

TA Rail-mounted terminal blocks with spring-cage clamp







		1.5mm² 1-2 Feed Through Terminal Block			2.5mm² 1-2 Feed Through Terminal Block			4mm² 1-2 Feed Through Terminal Block			6mm² 1-2 Feed Through Terminal Block			10mm² 1-2 Feed Through Terminal Block		
Size		Technical Parameter			Technical Parameter			Technical Parameter			Technical Parameter			Technical Parameter		
	[mm]	Thickness	Width	Height	Thickness	Width	Height	Thickness	Width	Height	Thickness	Width	Height	Thickness	Width	Height
Note:Height With DIN Rail NS 35/7.5		4	62.1	34.5	5	64.4	35.3	6	72.6	36	8	92.2	40	10	96.6	42.5
Rated Parameters		IEC	UL		IEC	UL		IEC	UL		IEC	UL		IEC	UL	
Rated Voltage	[V]	800	600		800	600		800	600		800	600		800	600	
Rated Current	[A]	18	10		24	20		32	20		41	30		57	50	
Wire Range		Solid	Fine Stranded	Furrule	Solid	Fine Stranded	Furrule	Solid	Fine Stranded	Furrule	Solid	Fine Stranded	Furrule	Solid	Fine Stranded	Furrule
	[mm²]	0.2-1.5	0.2-1.5	0.2-1	0.2-2.5	0.2-2.5	0.2-1.5	0.2-4	0.2-4	0.2-2.5	0.2-6	0.2-6	0.2-4	0.2-10	0.2-10	0.2-6
	[AWG]	28-16	28-16	28-16	28-14	28-14	28-14	28-12	28-12	28-12	28-10	28-10	28-10	28-8	28-8	28-8
Other Parameters																
Insulating Material / Flame Retardant Grade, Conforming To UL94		V0			V0			V0			V0			V0		
Strip length	[mm]	8-9			8-9			9-10			12-13			12-13		
		Order Information			Order Information			Order Information			Order Information			Order Information		
Product	Colour	Order NO.			Order NO.			Order NO.			Order NO.			Order NO.		
Can Be Used For DIN Rail NS 35/7.5	Gray	215951			225951			204951			206951			210951		
	Orange	215952			225952			204952			206952			210952		
	Blue	215954			225954			204954			206953			210953		
		Accessory			Accessory			Accessory			Accessory			Accessory		
Cover Plate		Order NO.			Order NO.			Order NO.			Order NO.			Order NO.		
Cover Plate	Gray	215151			225151			204151			206151			210151		
	Orange	215152			225152			204152			206152			210152		
	*	*			*			*			*			*		
Jumper	Colour															
	Gray	Order NO.			Order NO.			Order NO.			Order NO.			Order NO.		
Adjacent Jumper		215301			225301			204301			206301			210301		
		*			*			*			*			*		
Staggered Jumper		*			225321-3			*			*			*		
Wire Jumper					225311(L=60mm)											
					225312(L=110mm)											
					225313(L=250mm)											
Protective Warning Marker		Order NO.			Order NO.			Order NO.			Order NO.			Order NO.		
5PCS		215701			225701			204701			206701			210701		
Front And Side Marker		Order NO.			Order NO.			Order NO.			Order NO.			Order NO.		
100PCS (Printing Service)		215801			225801			225801			225801			225801		

Mark: (Total current which connects to all the wires, cannot be over rated current).

Mark: (Total current which connects to all the wires, cannot be over rated current).

TA Rail-mounted terminal blocks with spring-cage clamp







		16mm² 1-2 Feed Through Terminal Block		
Size		Technical Parameter		
	[mm]	Thickness	Width	Height
Note:Height With DIN Rail NS 35/7.5		12	103.5	45
Rated Parameters		IEC	UL	
Rated Voltage	[V]	800	600	
Rated Current	[A]	76	65	
Wire Range		Solid	Fine Stranded	Furrule
	[mm²]	0.2-16	0.2-16	0.2-10
	[AWG]	28-6	28-6	28-6
Other Parameters				
Insulating Material / Flame Retardant Grade, Conforming To UL94		V0		
Strip length	[mm]	16-17		
		Order Information		
Product	Colour	Order NO.		
Can Be Used For DIN Rail NS 35/7.5	Gray	216951		
	Orange	216952		
	Blue	216953		
		Accessory		
Cover Plate		Order NO.		
Cover Plate	Gray	216151		
	Orange	216152		
	*	*		
Jumper	Colour			
	Gray	Order NO.		
Adjacent Jumper		*		
		*		
Staggered Jumper		*		
Wire Jumper				
Protective Warning Marker		Order NO.		
5PCS		216701		
Front And Side Marker		Order NO.		
100PCS (Printing Service)		225801		

		1.5mm² 1-2 Feed Through Ground Terminal Block			2.5mm² 1-2 Feed Through Ground Terminal Block		
Size		Technical Parameter			Technical Parameter		
	[mm]	Thickness	Width	Height	Thickness	Width	Height
Note:Height With DIN Rail NS 35/7.5		4	62.1	34.5	5	64.4	35.3
Rated Parameters		IEC	UL		IEC	UL	
Rated Voltage	[V]	*	*		*	*	
Rated Current	[A]	*	*		*	*	
Wire Range		Solid	Fine Stranded	Furrule	Solid	Fine Stranded	Furrule
	[mm²]	0.2-1.5	0.2-1.5	0.2-1	0.2-2.5	0.2-2.5	0.2-1.5
	[AWG]	28-16	28-16	28-16	28-14	28-14	28-14
Other Parameters							
Insulating Material / Flame Retardant Grade, Conforming To UL94		V0			V0		
Strip length	[mm]	8-9			8-9		
		Order Information			Order Information		
Product	Colour	Order NO.			Order NO.		
Can Be Used For DIN Rail NS 35/7.5	Yellow green	215957			225957		
	*	*			*		
	*	*			*		
		Accessory			Accessory		
Cover Plate		Order NO.			Order NO.		
Cover Plate	Gray	215151			225151		
	Orange	215152			225152		
	*	*			*		
Jumper	Colour						
	Gray	Order NO.			Order NO.		
Adjacent Jumper		*			*		
		*			*		
Staggered Jumper		*			*		
Wire Jumper							
Protective Warning Marker		Order NO.			Order NO.		
5PCS		215701			225701		
Front And Side Marker		Order NO.			Order NO.		
100PCS (Printing Service)		215801			225801		

Mark: (Total current which connects to all the wires, cannot be over rated current).

Mark: (Total current which connects to all the wires, cannot be over rated current).





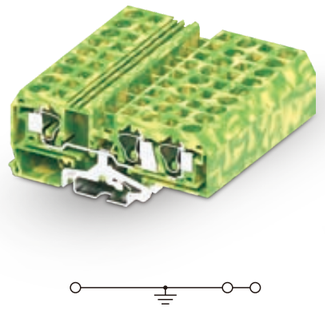

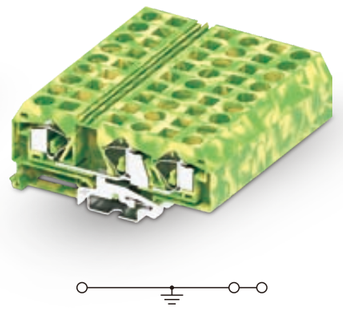

		4mm² 1-2 Feed Through Ground Terminal Block			6mm² 1-2 Feed Through Ground Terminal Block		
		Technical Parameter			Technical Parameter		
Size		Thickness	Width	Height	Thickness	Width	Height
Note:Height With DIN Rail NS 35/7.5	[mm]	6	73.5	36	8	92.2	40
Rated Parameters		IEC	UL		IEC	UL	
Rated Voltage	[V]	*	*		*	*	
Rated Current	[A]	*	*		*	*	
Wire Range		Solid	Fine Stranded	Furrule	Solid	Fine Stranded	Furrule
	[mm²]	0.2-4	0.2-4	0.2-2.5	0.2-6	0.2-6	0.2-4
	[AWG]	28-12	28-12	28-12	28-10	28-10	28-10
Other Parameters							
Insulating Material / Flame Retardant Grade, Conforming To UL94		V0			V0		
Strip length	[mm]	9-10			12-13		
		Order Information			Order Information		
Product	Colour	Order NO.			Order NO.		
	Yellow green	204957			206957		
Can Be Used For DIN Rail	*	*			*		
NS 35/7.5	*	*			*		
		Accessory			Accessory		
Cover Plate		Order NO.			Order NO.		
	Gray	204151			206151		
Cover Plate	Orange	204152			206152		
	*	*			*		
Jumper	Colour						
	Gray	Order NO.			Order NO.		
Adjacent Jumper		*			*		
		*			*		
Staggered Jumper		*			*		
Wire Jumper							
Protective Warning Marker		Order NO.			Order NO.		
5PCS		204701			206701		
Front And Side Marker		Order NO.			Order NO.		
100PCS (Printing Service)		225801			225801		

		10mm² 1-2 Feed Through Ground Terminal Block			16mm² 1-2 Feed Through Ground Terminal Block		
		Technical Parameter			Technical Parameter		
Size		Thickness	Width	Height	Thickness	Width	Height
Note:Height With DIN Rail NS 35/7.5	[mm]	10	96.6	42.5	12	103.5	45
Rated Parameters		IEC	UL		IEC	UL	
Rated Voltage	[V]	*	*		*	*	
Rated Current	[A]	*	*		*	*	
Wire Range		Solid	Fine Stranded	Furrule	Solid	Fine Stranded	Furrule
	[mm²]	0.2-10	0.2-10	0.2-6	0.2-16	0.2-16	0.2-10
	[AWG]	28-8	28-8	28-8	28-6	28-6	28-6
Other Parameters							
Insulating Material / Flame Retardant Grade, Conforming To UL94		V0			V0		
Strip length	[mm]	12-13			16-17		
		Order Information			Order Information		
Product	Colour	Order NO.			Order NO.		
	Yellow green	210957			216957		
Can Be Used For DIN Rail	*	*			*		
NS 35/7.5	*	*			*		
		Accessory			Accessory		
Cover Plate		Order NO.			Order NO.		
	Gray	210151			216151		
Cover Plate	Orange	210152			216152		
	*	*			*		
Jumper	Colour						
	Gray	Order NO.			Order NO.		
Adjacent Jumper		*			*		
		*			*		
Staggered Jumper		*			*		
Wire Jumper							
Protective Warning Marker		Order NO.			Order NO.		
5PCS		210701			216701		
Front And Side Marker		Order NO.			Order NO.		
100PCS (Printing Service)		225801			225801		

Mark: (Total current which connects to all the wires, cannot be over rated current).

Mark: (Total current which connects to all the wires, cannot be over rated current).

TA Rail-mounted terminal blocks with spring-cage clamp











		1.5mm² 2-2 Feed Through Terminal Block			2.5mm² 2-2 Feed Through Terminal Block		
		Technical Parameter			Technical Parameter		
Size		Thickness	Width	Height	Thickness	Width	Height
Note:Height With DIN Rail NS 35/7.5	[mm]	4	72.6	34.5	5	75.9	35.3
Rated Parameters		IEC	UL		IEC	UL	
Rated Voltage	[V]	800	600		800	600	
Rated Current	[A]	18	10		24	20	
Wire Range		Solid	Fine Stranded	Furrule	Solid	Fine Stranded	Furrule
	[mm²]	0.2-1.5	0.2-1.5	0.2-1	0.2-2.5	0.2-2.5	0.2-1.5
	[AWG]	28-16	28-16	28-16	28-14	28-14	28-14
Other Parameters							
Insulating Material / Flame Retardant Grade, Conforming To UL94		V0			V0		
Strip length	[mm]	8-9			8-9		
		Order Information			Order Information		
Product	Colour	Order NO.			Order NO.		
Can Be Used For DIN Rail NS 35/7.5	Gray	215931			225931		
	Orange	215932			225932		
	Blue	215934			225934		
		Accessory			Accessory		
Cover Plate		Order NO.			Order NO.		
Cover Plate	Gray	215131			225131		
	Orange	215132			225132		
	*	*			*		
Jumper	Colour						
	Gray	Order NO.			Order NO.		
Adjacent Jumper		215301			225301		
Staggered Jumper		*			225321-3		
Wire Jumper		*			225311(L=60mm) 225312(L=110mm) 225313(L=250mm)		
Protective Warning Marker		Order NO.			Order NO.		
5PCS		215701			225701		
Front And Side Marker		Order NO.			Order NO.		
100PCS (Printing Service)		215801			225801		

		4mm² 2-2 Feed Through Terminal Block			1.5mm² 2-2 Feed Through Terminal Block(Side Marking)			2.5mm² 2-2 Feed Through Terminal Block(Side Marking)		
		Technical Parameter			Technical Parameter			Technical Parameter		
Size		Thickness	Width	Height	Thickness	Width	Height	Thickness	Width	Height
Note:Height With DIN Rail NS 35/7.5	[mm]	6	86.2	36	4	68	34.5	5	73	35.3
Rated Parameters		IEC	UL		IEC	UL		IEC	UL	
Rated Voltage	[V]	800	600		800	600		800	600	
Rated Current	[A]	32	20		18	10		24	20	
Wire Range		Solid	Fine Stranded	Furrule	Solid	Fine Stranded	Furrule	Solid	Fine Stranded	Furrule
	[mm²]	0.2-4	0.2-4	0.2-2.5	0.2-1.5	0.2-1.5	0.2-1	0.2-2.5	0.2-2.5	0.2-1.5
	[AWG]	28-12	28-12	28-12	28-16	28-16	28-16	28-14	28-14	28-14
Other Parameters										
Insulating Material / Flame Retardant Grade, Conforming To UL94		V0			V0			V0		
Strip length	[mm]	9-10			8-9			8-9		
		Order Information			Order Information			Order Information		
Product	Colour	Order NO.			Order NO.			Order NO.		
Can Be Used For DIN Rail NS 35/7.5	Gray	204931			215901			225901		
	Orange	204932			*			*		
	Blue	204934			215902			225902		
		Accessory			Accessory			Accessory		
Cover Plate		Order NO.			Order NO.			Order NO.		
Cover Plate	Gray	204131			215101			225101		
	Orange	204132			215102			225102		
	*	*			*			*		
Jumper	Colour									
	Gray	Order NO.			Order NO.			Order NO.		
Adjacent Jumper		204301			215301			225301		
Staggered Jumper		*			*			225321-3		
Wire Jumper		*			*			225311(L=60mm) 225312(L=110mm) 225313(L=250mm)		
Protective Warning Marker		Order NO.			Order NO.			Order NO.		
5PCS		204701			215701			225701		
Front And Side Marker		Order NO.			Order NO.			Order NO.		
100PCS (Printing Service)		225801			215801			225801		

Mark: (Total current which connects to all the wires, cannot be over rated current).

Mark: (Total current which connects to all the wires, cannot be over rated current).

TA Rail-mounted terminal blocks with spring-cage clamp







		1.5mm² 2-2 Feed Through Ground Terminal Block			2.5mm² 2-2 Feed Through Ground Terminal Block			4mm² 2-2 Feed Through Ground Terminal Block		
		Technical Parameter			Technical Parameter			Technical Parameter		
Size		Thickness	Width	Height	Thickness	Width	Height	Thickness	Width	Height
Note:Height With DIN Rail NS 35/7.5	[mm]	4	72.6	34.5	5	75.9	35.3	6	86.2	36
Rated Parameters		IEC	UL		IEC	UL		IEC	UL	
Rated Voltage	[V]	*	*		*	*		*	*	
Rated Current	[A]	*	*		*	*		*	*	
Wire Range		Solid	Fine Stranded	Furrule	Solid	Fine Stranded	Furrule	Solid	Fine Stranded	Furrule
	[mm²]	0.2-1.5	0.2-1.5	0.2-1	0.2-2.5	0.2-2.5	0.2-1.5	0.2-4	0.2-4	0.2-2.5
	[AWG]	28-16	28-16	28-16	28-14	28-14	28-14	28-12	28-12	28-12
Other Parameters										
Insulating Material / Flame Retardant Grade, Conforming To UL94		V0			V0			V0		
Strip length	[mm]	8-9			8-9			9-10		
		Order Information			Order Information			Order Information		
Product	Colour	Order NO.			Order NO.			Order NO.		
	Yellow green	215947			225947			204947		
Can Be Used For DIN Rail		*			*			*		
NS 35/7.5		*			*			*		
		Accessory			Accessory			Accessory		
Cover Plate		Order NO.			Order NO.			Order NO.		
	Gray	215131			225131			204131		
Cover Plate	Orange	215132			225132			204132		
		*			*			*		
Jumper	Colour									
	Gray	Order NO.			Order NO.			Order NO.		
Adjacent Jumper		*			*			*		
Staggered Jumper		*			*			*		
Wire Jumper		*			*			*		
Protective Warning Marker		Order NO.			Order NO.			Order NO.		
5PCS		215701			225701			204701		
Front And Side Marker		Order NO.			Order NO.			Order NO.		
100PCS (Printing Service)		215801			225801			225801		

Mark: (Total current which connects to all the wires, cannot be over rated current).

Mark: (Total current which connects to all the wires, cannot be over rated current).

TA Rail-mounted terminal blocks with spring-cage clamp







	1.5mm² 2-2 Feed Through Disconnect Terminal Block			2.5mm² 2-2 Feed Through Disconnect Terminal Block		
	Technical Parameter			Technical Parameter		
Size	Thickness	Width	Height	Thickness	Width	Height
[mm] Note:Height With DIN Rail NS 35/7.5	4	72.6	34.5	5	75.9	35.3
Rated Parameters	IEC	UL		IEC	UL	
Rated Voltage [V]	800	600		800	600	
Rated Current [A]	18	10		24	20	
Wire Range	Solid	Fine Stranded	Furrule	Solid	Fine Stranded	Furrule
[mm²]	0.2-1.5	0.2-1.5	0.2-1	0.2-2.5	0.2-2.5	0.2-1.5
[AWG]	28-16	28-16	28-16	28-14	28-14	28-14
Other Parameters						
Insulating Material / Flame Retardant Grade, Conforming To UL94	V0			V0		
Strip length [mm]	8-9			8-9		
	Order Information			Order Information		
Product Colour	Order NO.			Order NO.		
Can Be Used For DIN Rail NS 35/7.5 Gray	215936			225936		
Orange	215937			225937		
Blue	215939			225939		
	Accessory			Accessory		
Cover Plate	Order NO.			Order NO.		
Cover Plate Gray	215131			225131		
Orange	215132			225132		
*	*			*		
Jumper Colour						
Gray	Order NO.			Order NO.		
Adjacent Jumper	*			*		
Staggered Jumper	*			*		
Wire Jumper	*			*		
Protective Warning Marker	Order NO.			Order NO.		
5PCS	215701			225701		
Front And Side Marker	Order NO.			Order NO.		
100PCS (Printing Service)	215801			225801		

	4mm² 2-2 Feed Through Disconnect Terminal Block			1.5mm² 2-2 Feed Through Disconnect Terminal Block Rail(Side Marking)			2.5mm² 2-2 Feed Through Disconnect Terminal Block(Side Marking)		
	Technical Parameter			Technical Parameter			Technical Parameter		
	Thickness	Width	Height	Thickness	Width	Height	Thickness	Width	Height
	6	86.2	36	4	68	34.5	5	73	35.3
	IEC	UL		IEC	UL		IEC	UL	
	800	600		800	600		800	600	
	32	20		18	10		24	20	
	Solid	Fine Stranded	Furrule	Solid	Fine Stranded	Furrule	Solid	Fine Stranded	Furrule
	0.2-4	0.2-4	0.2-2.5	0.2-1.5	0.2-1.5	0.2-1	0.2-2.5	0.2-2.5	0.2-1.5
	28-12	28-12	28-12	28-16	28-16	28-16	28-14	28-14	28-14
	V0			V0			V0		
	9-10			8-9			8-9		
	Order Information			Order Information			Order Information		
	Order NO.			Order NO.			Order NO.		
	204936			215903			225903		
	204937			*			*		
	204939			215904			225904		
	Accessory			Accessory			Accessory		
	Order NO.			Order NO.			Order NO.		
	204131			215101			225101		
	204132			215102			225102		
	*			*			*		
	Order NO.			Order NO.			Order NO.		
	*			*			*		
	*			*			*		
	*			*			*		
	Order NO.			Order NO.			Order NO.		
	204701			215701			225701		
	Order NO.			Order NO.			Order NO.		
	225801			225801			225801		

Mark: (Total current which connects to all the wires, cannot be over rated current).

Mark: (Total current which connects to all the wires, cannot be over rated current).



2.5mm² 2-2 Feed Through Fuse Terminal Block With Interrupted Power Rail(Side Marking)

		Technical Parameter		
Size		Thickness	Width	Height
Note:Height With DIN Rail NS 35/7.5	[mm]	5	72.6	35.3
Rated Parameters		IEC	UL	
Rated Voltage	[V]	800	600	
Rated Current	[A]	24	20	
Wire Range		Solid	Fine Stranded	Furrule
	[mm²]	0.2-2.5	0.2-2.5	0.2-1.5
	[AWG]	28-14	28-14	28-14
Other Parameters				
Insulating Material / Flame Retardant Grade, Conforming To UL94		V0		
Strip length	[mm]	8-9		
		Order Information		
Product	Colour	Order NO.		
Can Be Used For DIN Rail NS 35/7.5	Gray	225908		
	Orange	*		
	Blue	*		
		Accessory		
Cover Plate		Order NO.		
Cover Plate	Gray	225101		
	Orange	225102		
	*	*		
Jumper	Colour			
	Gray	Order NO.		
Adjacent Jumper		*		
Staggered Jumper		*		
Wire Jumper		*		
Protective Warning Marker		Order NO.		
5PCS		225701		
Front And Side Marker		Order NO.		
100PCS (Printing Service)		225801		

Fuse Box P/N:
225221(For LED Light 220V), 225231(Normal Type)
App for: 225908, G Type
Fuse Size: 5x20mm, 5x25mm



2.5mm² 1-2 Feed Through Angled Type Terminal Block

		Technical Parameter		
Size		Thickness	Width	Height
Note:Height With DIN Rail NS 35/7.5	[mm]	5	50	43.5
Rated Parameters		IEC	UL	
Rated Voltage	[V]	800	600	
Rated Current	[A]	24	20	
Wire Range		Solid	Fine Stranded	Furrule
	[mm²]	0.2-2.5	0.2-2.5	0.2-1.5
	[AWG]	28-14	28-14	28-14
Other Parameters				
Insulating Material / Flame Retardant Grade, Conforming To UL94		V0		
Strip length	[mm]	8-9		
		Order Information		
Product	Colour	Order NO.		
Can Be Used For DIN Rail NS 35/7.5	Gray	225961		
	Orange	225962		
	Blue	225963		
		Accessory		
Cover Plate		Order NO.		
Cover Plate	Gray	225161		
	Orange	225162		
	*	*		
Jumper	Colour			
	Gray	Order NO.		
Adjacent Jumper		225301		
Staggered Jumper		225321-3		
Wire Jumper		225311(L=60mm) 225312(L=110mm) 225313(L=250mm)		
Protective Warning Marker		Order NO.		
5PCS		225701		
Front And Side Marker		Order NO.		
100PCS (Printing Service)		225801		



4mm² 1-2 Feed Through Angled Type Terminal Block

		Technical Parameter		
		Thickness	Width	Height
	[mm]	6	61.2	44
		IEC	UL	
		800	600	
		32	20	
		Solid	Fine Stranded	Furrule
	[mm²]	0.2-4	0.2-4	0.2-2.5
	[AWG]	28-12	28-12	28-12
		V0		
	[mm]	9-10		
		Order Information		
	Colour	Order NO.		
	Gray	204961		
	Orange	204962		
	Blue	204963		
		Accessory		
		Order NO.		
	Gray	204161		
	Orange	204162		
	*	*		
	Colour			
	Gray	Order NO.		
		204301		
		*		
		*		
		Order NO.		
		204701		
		Order NO.		
		225801		

Mark: (Total current which connects to all the wires, cannot be over rated current).

Mark: (Total current which connects to all the wires, cannot be over rated current).







		2.5mm² 2-2 Feed Through Angled Type Terminal Block		
		Technical Parameter		
Size		Thickness	Width	Height
Note:Height With DIN Rail NS 35/7.5	[mm]	5	50	43.5
Rated Parameters		IEC	UL	
Rated Voltage	[V]	800	600	
Rated Current	[A]	24	20	
Wire Range		Solid	Fine Stranded	Furrule
	[mm²]	0.2-2.5	0.2-2.5	0.2-1.5
	[AWG]	28-14	28-14	28-14
Other Parameters				
Insulating Material / Flame Retardant Grade, Conforming To UL94		V0		
Strip length	[mm]	8-9		
		Order Information		
Product	Colour	Order NO.		
Can Be Used For DIN Rail NS 35/7.5	Gray	225965		
	Orange	225966		
	Blue	225967		
		Accessory		
Cover Plate		Order NO.		
Cover Plate	Gray	225161		
	Orange	225162		
	*	*		
Jumper	Colour			
	Gray	Order NO.		
Adjacent Jumper		*		
Staggered Jumper		*		
Wire Jumper		*		
Protective Warning Marker		Order NO.		
5PCS		225701		
Front And Side Marker		Order NO.		
100PCS (Printing Service)		225801		

		2.5mm² 1-2 Feed Through Ground Angled Type Terminal Block			4mm² 1-2 Feed Through Ground Angled Type Terminal Block		
		Technical Parameter			Technical Parameter		
Size		Thickness	Width	Height	Thickness	Width	Height
Note:Height With DIN Rail NS 35/7.5	[mm]	5	50	43.5	6	61.2	44
Rated Parameters		IEC	UL		IEC	UL	
Rated Voltage	[V]	*	*		*	*	
Rated Current	[A]	*	*		*	*	
Wire Range		Solid	Fine Stranded	Furrule	Solid	Fine Stranded	Furrule
	[mm²]	0.2-2.5	0.2-2.5	0.2-1.5	0.2-4	0.2-4	0.2-2.5
	[AWG]	28-14	28-14	28-14	28-12	28-12	28-12
Other Parameters							
Insulating Material / Flame Retardant Grade, Conforming To UL94		V0			V0		
Strip length	[mm]	8-9			9-10		
		Order Information			Order Information		
Product	Colour	Order NO.			Order NO.		
Can Be Used For DIN Rail NS 35/7.5	Yellow green	225964			204964		
	*	*			*		
	*	*			*		
		Accessory			Accessory		
Cover Plate		Order NO.			Order NO.		
Cover Plate	Gray	225161			204161		
	Orange	225162			204162		
	*	*			*		
Jumper	Colour						
	Gray	Order NO.			Order NO.		
Adjacent Jumper		*			*		
Staggered Jumper		*			*		
Wire Jumper		*			*		
Protective Warning Marker		Order NO.			Order NO.		
5PCS		225701			204701		
Front And Side Marker		Order NO.			Order NO.		
100PCS (Printing Service)		225801			225801		

Mark: (Total current which connects to all the wires, cannot be over rated current).

Mark: (Total current which connects to all the wires, cannot be over rated current).

TA Rail-mounted terminal blocks with spring-cage clamp







		1.5mm² 1-1 Feed Through Pluggable Terminal Block			2.5mm² 1-1 Feed Through Pluggable Terminal Block			1.5mm² 2-2 Feed Through Pluggable Terminal Block		
Technical Parameter										
Size		Thickness	Width	Height	Thickness	Width	Height	Thickness	Width	Height
Note:Height With DIN Rail NS 35/7.5	[mm]	3.5	49.5	40.6	5	53	35.5	3.5	86.8	40.6
Rated Parameters		IEC	UL		IEC	UL		IEC	UL	
Rated Voltage	[V]	500	300		800	600		500	300	
Rated Current	[A]	13.5	10		24	20		13.5	10	
Wire Range		Solid	Fine Stranded	Furrule	Solid	Fine Stranded	Furrule	Solid	Fine Stranded	Furrule
	[mm²]	0.2-1.5	0.2-1.5	0.2-1	0.2-2.5	0.2-2.5	0.2-1.5	0.2-1.5	0.2-1.5	0.2-1
	[AWG]	24-16	24-16	24-16	28-14	28-14	28-14	24-16	24-16	24-16
Other Parameters										
Insulating Material / Flame Retardant Grade, Conforming To UL94		V0			V0			V0		
Strip length	[mm]	8-9			8-9			8-9		
Order Information										
Product	Colour	Order NO.			Order NO.			Order NO.		
Can Be Used For DIN Rail NS 35/7.5	Gray	2150-1201			225981			2150-1401		
	Orange	2150-1202			225982			2150-1402		
	Blue	2150-1204			225984			2150-1404		
Accessory										
Cover Plate		Order NO.			Order NO.			Order NO.		
Cover Plate	Gray	2150-1291			225181			2150-1491		
	Orange	2150-1292			225182			2150-1492		
	*	*			*			*		
Jumper	Colour									
	Gray	Order NO.			Order NO.			Order NO.		
Adjacent Jumper		2150-302~2150-320 Note: (2-20-position comb bridge)			225301			2150-302~2150-320		
Staggered Jumper		2150-402~2150-410 Note: (2-20 span cover plate bridge)			225321-3			2150-402~2150-410		
Wire Jumper		*			225311(L=60mm) 225312(L=110mm) 225313(L=250mm)			*		
Protective Warning Marker		Order NO.			Order NO.			Order NO.		
5PCS		215701			225701			215701		
Front And Side Marker		Order NO.			Order NO.			Order NO.		
100PCS (Printing Service)		2150-801			225801			2150-801		

Mark: (Total current which connects to all the wires, cannot be over rated current).

Mark: (Total current which connects to all the wires, cannot be over rated current).

TA Rail-mounted terminal blocks with spring-cage clamp









	1.5mm² 1-1 Feed Through Ground Pluggable Terminal Block			2.5mm² 1-1 Feed Through Ground Pluggable Terminal Block		
	Technical Parameter			Technical Parameter		
Size	Thickness	Width	Height	Thickness	Width	Height
[mm] Note:Height With DIN Rail NS 35/7.5	3.5	49.5	40.6	5	53	35.5
Rated Parameters	IEC	UL		IEC	UL	
Rated Voltage [V]	*	*		*	*	
Rated Current [A]	*	*		*	*	
Wire Range	Solid	Fine Stranded	Furrule	Solid	Fine Stranded	Furrule
[mm²]	0.2-1.5	0.2-1.5	0.2-1	0.2-2.5	0.2-2.5	0.2-1.5
[AWG]	24-16	24-16	24-16	28-14	28-14	28-14
Other Parameters						
Insulating Material / Flame Retardant Grade, Conforming To UL94	V0			V0		
Strip length [mm]	8-9			8-9		
	Order Information			Order Information		
Product Colour	Order NO.			Order NO.		
Yellow green	2150-1207			225987		
Can Be Used For DIN Rail	*			*		
NS 35/7.5	*			*		
	Accessory			Accessory		
Cover Plate	Order NO.			Order NO.		
Gray	2150-1291			225181		
Cover Plate Orange	2150-1292			225182		
	*			*		
Jumper Colour						
Gray	Order NO.			Order NO.		
Adjacent Jumper	*			*		
Staggered Jumper	*			*		
Wire Jumper	*			*		
Protective Warning Marker	Order NO.			Order NO.		
5PCS	215701			225701		
Front And Side Marker	Order NO.			Order NO.		
100PCS (Printing Service)	2150-801			225801		

	1.5mm² 2-2 Feed Through Ground Pluggable Terminal Block		
	Technical Parameter		
Thickness	Width	Height	
3.5	86.8	40.6	
IEC	UL		
*	*		
*	*		
Solid	Fine Stranded	Furrule	
0.2-1.5	0.2-1.5	0.2-1	
24-16	24-16	24-16	
V0			
8-9			
Order Information			
Order NO.			
2150-1407			
*			
*			
Accessory			
Order NO.			
2150-1491			
2150-1492			
*			
Order NO.			
*			
*			
*			
Order NO.			
215701			
Order NO.			
2150-801			

		1.5mm² Plug		
		Technical Parameter		
Size		Thickness	Width	Height
[mm]		(P*3.5+1)	38.95	21.5
Rated Parameters		IEC	UL	
Rated Voltage [V]		500	300	
Rated Current [A]		13.5	10	
Wire Range		Solid	Fine Stranded	Furrule
[mm²]		0.2-1.5	0.2-1.5	0.2-1
[AWG]		24-16	24-16	24-16
Other Parameters				
Insulating Material / Flame Retardant Grade, Conforming To UL94		V0		
[mm]		8-9		
		Order Information		
Product	Pole No. Colour	Order NO.		
	1 Gray	2150-101		
	… …	…		
	15 Gray	2150-115		
		Accessory		
Cover Plate		Order NO.		
Cover Plate (2150-1XX includes cover plate)	Gray	*		
	Orange	*		
	*	*		
Jumper	Colour			
	Gray	Order NO.		
Adjacent Jumper		*		
Staggered Jumper		*		
Wire Jumper		*		
Protective Warning Marker		Order NO.		
5PCS		215701		
Front And Side Marker		Order NO.		
100PCS (Printing Service)		2150-801		

Mark: (Total current which connects to all the wires, cannot be over rated current).

Mark: (Total current which connects to all the wires, cannot be over rated current).

UK Rail-mounted Terminal Blocks With Screw Clamp

UK series rail-mounted screw terminal blocks use screw pressure wire frame technology, is able to complete the terminal connection of a variety of customers' needs and provide a rich combination of terminal accessories. Able to ensure the greatest degree of customers operations comfort, save space and easy to operate. It widely used in the control of the respective low-voltage electrical equipment. Prouctc design and manufacturing in line with relevant international standards such as IEC60947, UL1059 and achieved CQC, UL, VDE, CE, ROHS certification.

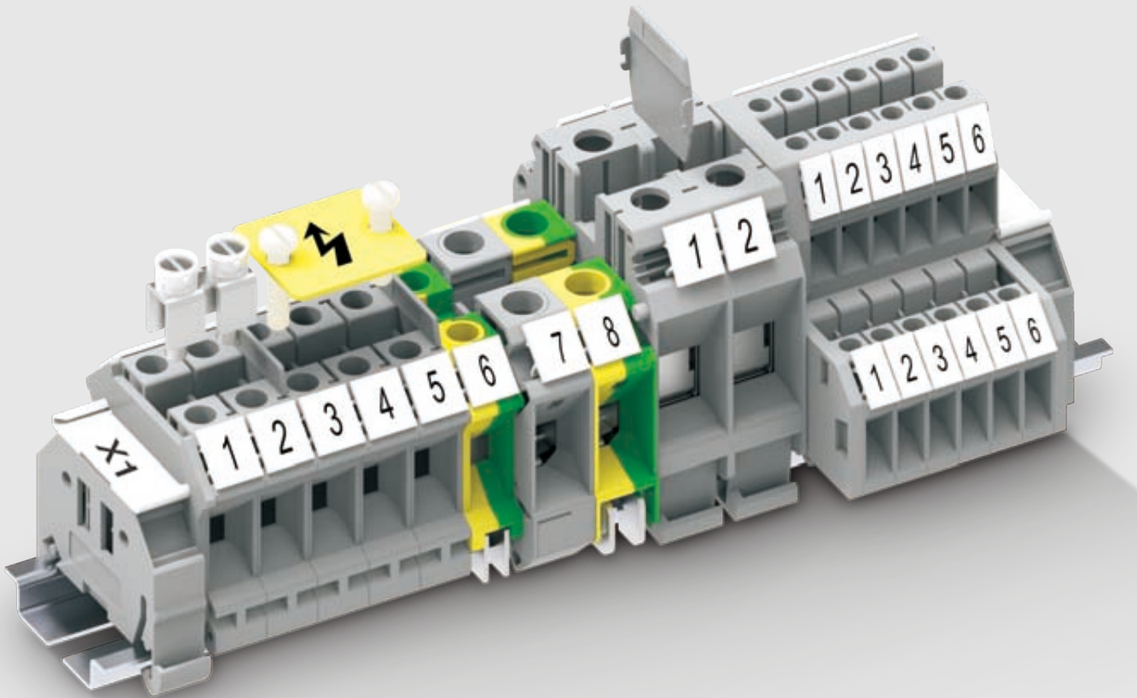



Screw Connection

▲ It has stable contact characteristics, reliable connection and widely used



Screw Material

▲ Material option: Brass or steel



Marking

▲ Clear marking can provide safety and fast guarantee for terminal installation



Jumper Connector System

▲ Use the jumper fixed with screws



Warning Marker

▲ Big maker, clearly indicate the warning position



Terminal Board

▲ Terminal blocks can be grouped clearly



Double Deck Terminal Block

▲Staggered design for upper and lower layer: Easy for the screwdriver to operate the lower layer, and can see the marking and wire clearly in lower layer



Terminal Block With Fuse

▲ Install the fuse inside, to meet the corresponding circuit design



Disconnect Test Terminal Block

▲ Can achieve the various testing connect of secondary circuit of current transformer

UK Rail-mounted terminal blocks with screw clamp







		1.5mm² UK Terminal Block			2.5mm² UK Terminal Block		
Size		Technical Parameter			Technical Parameter		
	[mm]	Thickness	Width	Height	Thickness	Width	Height
Note：Height With DIN Rail NS 35/7.5		4.2	42.2	42	6.1	42.2	42
Rated Parameters		IEC	UL		IEC	UL	
Rated Voltage	[V]	500	300		800	300	
Rated Current	[A]	17.5	15		24	20	
Wire Range		Solid	Fine Stranded	Furrule	Solid	Fine Stranded	Furrule
	[mm²]	0.2-1.5	0.2-1.5	0.2-1.5	0.2-4	0.2-2.5	0.2-2.5
	[AWG]	30-14	30-14	30-14	30-12	30-12	30-12
Screw Type	[*]		M2			M3	
Torque	[N.m]		0.2-0.24			0.6-0.8	
Other Parameters							
Insulating Material / Flame Retardant Grade, Conforming To UL94		V0			V0		
Strip length	[mm]	7			7-8		
		Order Information			Order Information		
Product	Colour	Order NO.			Order NO.		
Can Be Used For DIN Rail NS 35/7.5	Gray	301901			302901		
	Orange	301904			302904		
	Blue	301902			302902		
		Accessory			Accessory		
Cover Plate	Colour	Order NO.			Order NO.		
Cover Plate	Gray	302101			302101		
	Orange	302102			302102		
Intermediate Plate	Gray	*			*		
Jumper							
Poles No.		Order NO.			Order NO.		
2		*			302302		
3		*			302303		
4		*			302304		
...		.....			.....		
9		*			302309		
10		*			302310		
Protective Warning Marker		Order NO.			Order NO.		
		*			*		
Front And Side Marker		Order NO.			Order NO.		
Printing Service		TMB4.2-100			306801		

		2.5mm² UK Terminal Block			4mm² UK Terminal Block			6mm² UK Terminal Block		
		Technical Parameter			Technical Parameter			Technical Parameter		
		Thickness	Width	Height	Thickness	Width	Height	Thickness	Width	Height
		5.1	42.2	46.8	6.1	42.2	46.8	8.1	42.2	46.8
		IEC	UL		IEC	UL		IEC	UL	
		800	600		800	600		800	600	
		24	20		32	30		41	50	
		Solid	Fine Stranded	Furrule	Solid	Fine Stranded	Furrule	Solid	Fine Stranded	Furrule
		0.2-4	0.2-2.5	0.2-2.5	0.2-6	0.2-4	0.25-4	0.2-10	0.2-6	0.25-6
		28-12	28-12	28-12	30-10	30-10	30-10	26-8	26-8	26-8
			M3			M3			M4	
			0.6-0.8			0.6-0.8			1.2-1.44	
		V0			V0			V0		
		8-9			8-9			10-11		
		Order Information			Order Information			Order Information		
		Order NO.			Order NO.			Order NO.		
		303901			305901			306901		
		303904			305904			306904		
		303902			305902			306902		
		Accessory			Accessory			Accessory		
		Order NO.			Order NO.			Order NO.		
		303101			303101			303101		
		303102			303102			303102		
		302151			302151			302151		
		Order NO.			Order NO.			Order NO.		
		303302			302302			306302		
		303303			302303			306303		
		303304			302304			306304		
		.....			.....			.....		
		303309			302309			306309		
		303310			302310			306310		
		Order NO.			Order NO.			Order NO.		
		*			*			306701		
		Order NO.			Order NO.			Order NO.		
		305801			306801			308801		

Mark: (Total current which connects to all the wires, cannot be over rated current).

Mark: (Total current which connects to all the wires, cannot be over rated current).

UK Rail-mounted terminal blocks with screw clamp







		10mm² UK Terminal Block			16mm² UK Terminal Block		
		Technical Parameter			Technical Parameter		
Size		Thickness	Width	Height	Thickness	Width	Height
Note：Height With DIN Rail NS 35/7.5	[mm]	10	42.2	46.8	12	42.2	53.7
Rated Parameters		IEC	UL		IEC	UL	
Rated Voltage	[V]	800	600		800	600	
Rated Current	[A]	57	65		76	85	
Wire Range		Solid	Fine Stranded	Furrule	Solid	Fine Stranded	Furrule
	[mm²]	0.5-16	0.5-10	0.5-6	2.5-25	4-16	1.5-16
	[AWG]	24-6	24-6	24-6	22-4	22-4	22-4
Screw Type	[*]		M4			M4	
Torque	[N.m]		1.2-1.44			1.2-1.5	
Other Parameters							
Insulating Material / Flame Retardant Grade, Conforming To UL94		V0			V0		
Strip length	[mm]	10-11			11-12		
		Order Information			Order Information		
Product	Colour	Order NO.			Order NO.		
Can Be Used For DIN Rail NS 35/7.5	Gray	310901			316901		
	Orange	310904			316904		
	Blue	310902			316902		
		Accessory			Accessory		
Cover Plate	Colour	Order NO.			Order NO.		
Cover Plate	Gray	303101			316101		
	Orange	303102			316102		
Intermediate Plate	Gray	302151			302151		
Jumper							
Poles No.		Order NO.			Order NO.		
2		310302			316302		
3		310303			316303		
4		310304			316304		
...		.....			.....		
9		310309			316309		
10		310310			316310		
Protective Warning Marker		Order NO.			Order NO.		
		310701			316701		
Front And Side Marker		Order NO.			Order NO.		
Printing Service		310801			312801		

		35mm² UK Terminal Block			50mm² UK Terminal Block			70mm² UK Terminal Block		
		Technical Parameter			Technical Parameter			Technical Parameter		
		Thickness	Width	Height	Thickness	Width	Height	Thickness	Width	Height
	[mm]	15	50.3	62.3	20.4	70.7	76.1	20.4	70.5	80
		IEC	UL		IEC	UL		IEC	UL	
	[V]	1000	600		1000	600		1000	600	
	[A]	125	150		150	150		192	150	
		Solid	Fine Stranded	Furrule	Solid	Fine Stranded	Furrule	Solid	Fine Stranded	Furrule
	[mm²]	0.75-50	0.75-35	0.75-35	16-70	25-70	25-50	16-95	25-70	25-70
	[AWG]	18-1/0	18-1/0	18-1/0	6-1/0	6-1/0	6-1/0	6-3/0	6-3/0	6-3/0
	[*]		M6			M6			M8	
	[N.m]		3.0-3.5			3.0			8-10	
		V0			V0			V0		
		16-17			24			22		
		Order Information			Order Information			Order Information		
	Colour	Order NO.			Order NO.			Order NO.		
	Gray	335901			350901			370901		
	Orange	335904			*					
	Blue	335902			*					
		Accessory			Accessory			Accessory		
	Colour	Order NO.			Order NO.			Order NO.		
	Gray	*			*			*		
	Orange	*			*			*		
	Gray	302151			*			*		
		Order NO.			Order NO.			Order NO.		
		335302			350302			370302		
		335303			350303			*		
		335304			*			*		
		.....			.....			.....		
		335309			*			*		
		335310			*			*		
		Order NO.			Order NO.			Order NO.		
		335701~335705			350701			350701		
		Order NO.			Order NO.			Order NO.		
		315801			316801			316801		

Mark: (Total current which connects to all the wires, cannot be over rated current).

Mark: (Total current which connects to all the wires, cannot be over rated current).

UK Rail-mounted terminal blocks with screw clamp











		95mm² UK Terminal Block			6mm² Screw High Voltage Terminal Block		
		Technical Parameter			Technical Parameter		
Size		Thickness	Width	Height	Thickness	Width	Height
Note：Height With DIN Rail NS 35/7.5	[mm]	25	82.9	90	10.1	52	70.6
Rated Parameters		IEC	UL		IEC	UL	
Rated Voltage	[V]	1000	600		2000	1000	
Rated Current	[A]	232	230		41	50	
Wire Range		Solid	Fine Stranded	Furrule	Solid	Fine Stranded	Furrule
	[mm²]	25-95	35-95	35-95	0.2-10	0.2-6	0.2-6
	[AWG]	2-4/0	2-4/0	2-4/0	26-10	26-10	26-10
Screw Type	[*]		M8			M4	
Torque	[N.m]		15-18			1.5	
Other Parameters							
Insulating Material / Flame Retardant Grade, Conforming To UL94		V0			V0		
Strip length	[mm]	33			15		
		Order Information			Order Information		
Product	Colour	Order NO.			Order NO.		
Can Be Used For DIN Rail NS 35/7.5	Gray	395901			306981		
	Orange						
	Blue						
		Accessory			Accessory		
Cover Plate	Colour	Order NO.			Order NO.		
Cover Plate	Gray	*			306181		
	Orange	*			*		
Intermediate Plate	Gray	*			*		
Jumper							
Poles No.		Order NO.			Order NO.		
2		*			*		
3		*			*		
4		*			*		
...		.....			.....		
9		*			*		
10		*			*		
Protective Warning Marker		Order NO.			Order NO.		
		350701			310801		
Front And Side Marker		Order NO.			Order NO.		
Printing Service		316801			TMB8.2-100		

		10mm² 1-2 Feed Through Terminal Block			2.5mm² 2-2 Feed Through Terminal Block			4mm² 2-2 Feed Through Terminal Block		
		Technical Parameter			Technical Parameter			Technical Parameter		
		Thickness	Width	Height	Thickness	Width	Height	Thickness	Width	Height
	[mm]	10.2	56.7	58.6	5.2	63.6	47.1	6.2	63.6	47.1
		IEC	UL		IEC	UL		IEC	UL	
	[V]	800	300		500	300		630	600	
	[A]	57	65		24	20		32	30	
		Solid	Fine Stranded	Furrule	Solid	Fine Stranded	Furrule	Solid	Fine Stranded	Furrule
	[mm²]	0.5-16	0.5-10	0.5-6	0.2-4	0.2-2.5	0.2-2.5	0.2-6	0.2-4	0.2-4
	[AWG]	20-6	20-8	20-10	24-12	24-12	24-12	30-10	30-10	30-10
	[*]		M4			M3			M3	
	[N.m]		1.2			0.5-0.6			0.5-0.6	
		V0			V0			V0		
	[mm]	11			8-9			8-9		
		Order Information			Order Information			Order Information		
	Colour	Order NO.			Order NO.			Order NO.		
	Gray	310931			303941			305941		
	Orange	310934			303944			305944		
	Blue	310932			303942			305942		
		Accessory			Accessory			Accessory		
	Colour	Order NO.			Order NO.			Order NO.		
	Gray	*			303141			303141		
	Orange	*			303142			303142		
	Gray	*			*			*		
		Order NO.			Order NO.			Order NO.		
		2	310302		303302			302302		
		3	310303		303303			302303		
		4	310304		303304			302304		
		.....	.....		.....			.....		
		9	310309		303309			302309		
		10	310310		303310			302310		
		Order NO.			Order NO.			Order NO.		
		310701			*			*		
		Order NO.			Order NO.			Order NO.		
		TMB10.2-10			305801			306801		

Mark: (Total current which connects to all the wires, cannot be over rated current).

Mark: (Total current which connects to all the wires, cannot be over rated current).

UK Rail-mounted terminal blocks with screw clamp











		2.5mm² UK Ground Terminal Block			2.5mm² UK Ground Terminal Block		
		Technical Parameter			Technical Parameter		
Size		Thickness	Width	Height	Thickness	Width	Height
Note:Height With DIN Rail NS 35/7.5	[mm]	6.1	42.9	42	5.1	42.9	47.2
Rated Parameters		IEC	UL		IEC	UL	
Rated Voltage	[V]	*	*		*	*	
Rated Current	[A]	*	*		*	*	
Wire Range		Solid	Fine Stranded	Furrule	Solid	Fine Stranded	Furrule
	[mm²]	0.2-4	0.2-2.5	0.25-2.5	0.2-4	0.2-2.5	0.2-2.5
	[AWG]	30-12	30-12	30-12	28-12	28-12	28-12
Screw Type	[*]		M3			M3	
Torque	[N.m]		0.6-0.8			0.6-0.8	
Other Parameters							
Insulating Material / Flame Retardant Grade, Conforming To UL94		V0			V0		
Strip length	[mm]	7-8			8-9		
		Order Information			Order Information		
Product	Colour	Order NO.			Order NO.		
	Yellow green	302903			303903		
Can Be Used For DIN Rail NS 35/7.5		*			*		
		*			*		
		Accessory			Accessory		
Cover Plate	Colour	Order NO.			Order NO.		
Cover Plate	Gray	*			*		
	Orange	*			*		
Intermediate Plate	Gray	*			*		
Jumper							
Poles No.		Order NO.			Order NO.		
2		*			*		
3		*			*		
4		*			*		
...		.....			.....		
9		*			*		
10		*			*		
Protective Warning Marker		Order NO.			Order NO.		
		*			*		
Front And Side Marker		Order NO.			Order NO.		
Printing Service		306801			305801		

		4mm² UK Ground Terminal Block			6mm² UK Ground Terminal Block			10mm² UK Ground Terminal Block		
		Technical Parameter			Technical Parameter			Technical Parameter		
Size		Thickness	Width	Height	Thickness	Width	Height	Thickness	Width	Height
Note:Height With DIN Rail NS 35/7.5	[mm]	6.1	42.9	47.2	8.1	42.9	47.2	10.2	42.8	47.2
Rated Parameters		IEC	UL		IEC	UL		IEC	UL	
Rated Voltage	[V]	*	*		*	*		*	*	
Rated Current	[A]	*	*		*	*		*	*	
Wire Range		Solid	Fine Stranded	Furrule	Solid	Fine Stranded	Furrule	Solid	Fine Stranded	Furrule
	[mm²]	0.2-6	0.2-4	0.25-2.5	0.2-10	0.2-6	0.25-6	0.5-16	0.5-10	0.5-6
	[AWG]	30-10	30-10	30-10	26-8	26-8	26-8	24-6	24-6	24-6
Screw Type	[*]		M3			M4			M4	
Torque	[N.m]		0.6-0.8			1.2-1.44			1.2-1.44	
Other Parameters										
Insulating Material / Flame Retardant Grade, Conforming To UL94		V0			V0			V0		
Strip length	[mm]	8-9			10-11			10-11		
		Order Information			Order Information			Order Information		
Product	Colour	Order NO.			Order NO.			Order NO.		
	Yellow green	305903			306903			310903		
Can Be Used For DIN Rail NS 35/7.5		*			*			*		
		*			*			*		
		Accessory			Accessory			Accessory		
Cover Plate	Colour	Order NO.			Order NO.			Order NO.		
Cover Plate	Gray	*			*			*		
	Orange	*			*			*		
Intermediate Plate	Gray	*			*			*		
Jumper										
Poles No.		Order NO.			Order NO.			Order NO.		
2		*			*			*		
3		*			*			*		
4		*			*			*		
...		.....			.....			.....		
9		*			*			*		
10		*			*			*		
Protective Warning Marker		Order NO.			Order NO.			Order NO.		
		*			306701			310701		
Front And Side Marker		Order NO.			Order NO.			Order NO.		
Printing Service		306801			308801			310801		

Mark: (Total current which connects to all the wires, cannot be over rated current).

Mark: (Total current which connects to all the wires, cannot be over rated current).

UK Rail-mounted terminal blocks with screw clamp







		16mm² UK Ground Terminal Block			35mm² UK Ground Terminal Block			50mm² UK Ground Terminal Block		
		Technical Parameter			Technical Parameter			Technical Parameter		
Size		Thickness	Width	Height	Thickness	Width	Height	Thickness	Width	Height
Note：Height With DIN Rail NS 35/7.5	[mm]	12.1	43	54.3	15	50.4	62.45	20	70.7	76.2
Rated Parameters		IEC	UL		IEC	UL		IEC	UL	
Rated Voltage	[V]	*	*		*	*		*	*	
Rated Current	[A]	*	*		*	*		*	*	
Wire Range		Solid	Fine Stranded	Furrule	Solid	Fine Stranded	Furrule	Solid	Fine Stranded	Furrule
	[mm²]	2.5-25	4-16	1.5-16	0.75-50	0.75-35	0.75-35	16-70	25-70	25-50
	[AWG]	22-4	22-4	22-4	18-1/0	18-1/0	18-1/0	6-1/0	6-1/0	6-1/0
Screw Type	[*]		M4			M6			M6	
Torque	[N.m]		1.2-1.5			3.0-3.5			3.0	
Other Parameters										
Insulating Material / Flame Retardant Grade, Conforming To UL94		V0			V0			V0		
Strip length	[mm]	11-12			15-16					
		Order Information			Order Information			Order Information		
Product	Colour	Order NO.			Order NO.			Order NO.		
	Yellow green	316903			335903			350903		
Can Be Used For DIN Rail NS 35/7.5		*			*			*		
		*			*			*		
		Accessory			Accessory			Accessory		
Cover Plate	Colour	Order NO.			Order NO.			Order NO.		
Cover Plate	Gray	*			*			*		
	Orange	*			*			*		
Intermediate Plate	Gray	*			*			*		
Jumper										
Poles No.		Order NO.			Order NO.			Order NO.		
2		*			*			*		
3		*			*			*		
4		*			*			*		
...		.....			.....			.....		
9		*			*			*		
10		*			*			*		
Protective Warning Marker		Order NO.			Order NO.			Order NO.		
		316701			335701~335705			350701		
Front And Side Marker		Order NO.			Order NO.			Order NO.		
Printing Service		312801			315801			316801		

Mark: (Total current which connects to all the wires, cannot be over rated current).

Mark: (Total current which connects to all the wires, cannot be over rated current).

UK Rail-mounted terminal blocks with screw clamp







		2.5mm² SUK Terminal Block			2.5mm² SUK Terminal Block		
		Technical Parameter			Technical Parameter		
Size		Thickness	Width	Height	Thickness	Width	Height
Note：Height With DIN Rail NS 35/7.5	[mm]	6.1	42.2	42	5.1	42.2	46.8
Rated Parameters		IEC	UL		IEC	UL	
Rated Voltage	[V]	800	300		800	600	
Rated Current	[A]	24	20		24	20	
Wire Range		Solid	Fine Stranded	Furrule	Solid	Fine Stranded	Furrule
	[mm²]	0.2-4	0.2-2.5	0.25-2.5	0.2-4	0.2-2.5	0.2-2.5
	[AWG]	30-12	30-12	30-12	28-12	28-12	28-12
Screw Type	[*]		M3			M3	
Torque	[N.m]		0.6-0.8			0.6-0.8	
Other Parameters							
Insulating Material / Flame Retardant Grade, Conforming To UL94		V0			V0		
Strip length	[mm]	8-9			8-9		
		Order Information			Order Information		
Product	Colour	Order NO.			Order NO.		
Can Be Used For DIN Rail NS 35/7.5	Gray	302991			303991		
	Orange	302994			303994		
	Blue	302992			303992		
		Accessory			Accessory		
Cover Plate	Colour	Order NO.			Order NO.		
Cover Plate	Gray	302101			303101		
	Orange	302102			303102		
Intermediate Plate	Gray	*			302151		
Jumper							
Poles No.		Order NO.			Order NO.		
2		302302			303302		
3		302303			303303		
4		302304			303304		
...		.....			.....		
9		302309			303309		
10		302310			303310		
Protective Warning Marker		Order NO.			Order NO.		
		*			*		
Front And Side Marker		Order NO.			Order NO.		
Printing Service		306801			305801		

	4mm² SUK Terminal Block			6mm² SUK Terminal Block			10mm² SUK Terminal Block		
	Technical Parameter			Technical Parameter			Technical Parameter		
	Thickness	Width	Height	Thickness	Width	Height	Thickness	Width	Height
	6.1	42.2	46.8	8.1	42.2	46.8	10	42.2	46.8
	IEC	UL		IEC	UL		IEC	UL	
	800	600		800	600		800	600	
	32	30		41	50		57	65	
	Solid	Fine Stranded	Furrule	Solid	Fine Stranded	Furrule	Solid	Fine Stranded	Furrule
	0.2-6	0.2-4	0.25-4	0.2-10	0.2-6	0.25-6	1.5-16	1.5-10	1.5-6
	30-10	30-10	30-10	26-8	26-8	26-8	16-6	16-6	16-6
		M3			M4			M4	
		0.6-0.8			1.2-1.5			1.2-1.5	
	V0			V0			V0		
	8-9			10-11			10-11		
	Order Information			Order Information			Order Information		
	Order NO.			Order NO.			Order NO.		
	305991			306991			310991		
	305994			306994			310994		
	305992			306992			310992		
	Accessory			Accessory			Accessory		
	Order NO.			Order NO.			Order NO.		
	303101			303101			303101		
	303102			303102			303102		
	302151			302151			302151		
	Order NO.			Order NO.			Order NO.		
	302302			306302			310302		
	302303			306303			310303		
	302304			306304			310304		
	.....			.....			.....		
	302309			306309			310309		
	302310			306310			310310		
	Order NO.			Order NO.			Order NO.		
	*			306701			310701		
	Order NO.			Order NO.			Order NO.		
	306801			308801			310801		

Mark: (Total current which connects to all the wires, cannot be over rated current).

Mark: (Total current which connects to all the wires, cannot be over rated current).

UK Rail-mounted terminal blocks with screw clamp









		16mm² SUK Terminal Block			35mm² SUK Terminal Block		
		Technical Parameter			Technical Parameter		
Size		Thickness	Width	Height	Thickness	Width	Height
Note:Height With DIN Rail NS 35/7.5	[mm]	12.2	50.5	50.8	16	53.5	62.5
Rated Parameters		IEC	UL		IEC	UL	
Rated Voltage	[V]	800	600		1000	600	
Rated Current	[A]	76	85		125	150	
Wire Range		Solid	Fine Stranded	Furrule	Solid	Fine Stranded	Furrule
	[mm²]	6-16	6-16	6-16	10-35	10-35	10-35
	[AWG]	10-4	10-4	10-4	8-1/0	8-1/0	8-1/0
Screw Type	[*]		M5			M6	
Torque	[N.m]		2.0-2.5			3.0-3.5	
Other Parameters							
Insulating Material / Flame Retardant Grade, Conforming To UL94		V0			V0		
Strip length	[mm]	12-13			16-17		
		Order Information			Order Information		
Product	Colour	Order NO.			Order NO.		
Can Be Used For DIN Rail NS 35/7.5	Gray	316991			335991		
	Orange	316994			335994		
	Blue	316992			335992		
		Accessory			Accessory		
Cover Plate	Colour	Order NO.			Order NO.		
Cover Plate	Gray	*			*		
	Orange	*			*		
Intermediate Plate	Gray	302151			302151		
Jumper							
Poles No.		Order NO.			Order NO.		
2		316302			335302-S		
3		316303			335302-S		
4		316304			335302-S		
...		.....			.....		
9		316309			335309-S		
10		316310			335310-S		
Protective Warning Marker		Order NO.			Order NO.		
		316701			335701-335705		
Front And Side Marker		Order NO.			Order NO.		
Printing Service		312801			316801		

		2.5mm² SUK Ground Terminal Block			2.5mm² SUK Ground Terminal Block		
		Technical Parameter			Technical Parameter		
Size		Thickness	Width	Height	Thickness	Width	Height
Note:Height With DIN Rail NS 35/7.5	[mm]	6.1	42.9	42	5.1	42.9	47.2
Rated Parameters		IEC	UL		IEC	UL	
Rated Voltage	[V]	*	*		*	*	
Rated Current	[A]	*	*		*	*	
Wire Range		Solid	Fine Stranded	Furrule	Solid	Fine Stranded	Furrule
	[mm²]	0.2-4	0.2-2.5	0.25-2.5	0.2-4	0.2-2.5	0.25-2.5
	[AWG]	30-12	30-12	30-12	28-12	28-12	28-12
Screw Type	[*]		M3			M3	
Torque	[N.m]		0.6-0.8			0.6-0.8	
Other Parameters							
Insulating Material / Flame Retardant Grade, Conforming To UL94		V0			V0		
Strip length	[mm]	7-8			8-9		
		Order Information			Order Information		
Product	Colour	Order NO.			Order NO.		
Can Be Used For DIN Rail NS 35/7.5	Yellow green	302993			303993		
		*			*		
		*			*		
		Accessory			Accessory		
Cover Plate	Colour	Order NO.			Order NO.		
Cover Plate	Gray	*			*		
	Orange	*			*		
Intermediate Plate	Gray	*			302151		
Jumper							
Poles No.		Order NO.			Order NO.		
2		*			*		
3		*			*		
4		*			*		
...		.....			.....		
9		*			*		
10		*			*		
Protective Warning Marker		Order NO.			Order NO.		
		*			*		
Front And Side Marker		Order NO.			Order NO.		
Printing Service		310801			310801		

Mark: (Total current which connects to all the wires, cannot be over rated current).

Mark: (Total current which connects to all the wires, cannot be over rated current).

UK Rail-mounted terminal blocks with screw clamp











		4mm² SUK Ground Terminal Block			6mm² SUK Ground Terminal Block		
Size		Technical Parameter			Technical Parameter		
	[mm]	Thickness	Width	Height	Thickness	Width	Height
Note：Height With DIN Rail NS 35/7.5		6.1	42.9	47.2	8.1	42.9	47.2
Rated Parameters		IEC	UL		IEC	UL	
Rated Voltage	[V]	*	*		*	*	
Rated Current	[A]	*	*		*	*	
Wire Range		Solid	Fine Stranded	Furrule	Solid	Fine Stranded	Furrule
	[mm²]	0.2-6	0.2-4	0.25-2.5	0.2-10	0.2-6	0.25-6
	[AWG]	30-10	30-10	30-10	26-8	26-8	26-8
Screw Type	[*]		M3			M4	
Torque	[N.m]		0.6-0.8			1.2-1.5	
Other Parameters							
Insulating Material / Flame Retardant Grade, Conforming To UL94		V0			V0		
Strip length	[mm]	8-9			10-11		
		Order Information			Order Information		
Product	Colour	Order NO.			Order NO.		
	Yellow green	305993			306993		
Can Be Used For DIN Rail	*	*			*		
NS 35/7.5	*	*			*		
		Accessory			Accessory		
Cover Plate	Colour	Order NO.			Order NO.		
Cover Plate	Gray	*			*		
	Orange	*			*		
Intermediate Plate	Gray	302151			302151		
Jumper							
Poles No.		Order NO.			Order NO.		
2		*			*		
3		*			*		
4		*			*		
...		.....			.....		
9		*			*		
10		*			*		
Protective Warning Marker		Order NO.			Order NO.		
		*			306701		
Front And Side Marker		Order NO.			Order NO.		
Printing Service		306801			308801		

		10mm² SUK Ground Terminal Block			16mm² SUK Ground Terminal Block			35mm² SUK Ground Terminal Block		
		Technical Parameter			Technical Parameter			Technical Parameter		
		Thickness	Width	Height	Thickness	Width	Height	Thickness	Width	Height
		10.2	42.8	47.2	12.2	50.5	50.3	16	53.2	62.2
		IEC	UL		IEC	UL		IEC	UL	
		*	*		*	*		*	*	
		*	*		*	*		*	*	
		Solid	Fine Stranded	Furrule	Solid	Fine Stranded	Furrule	Solid	Fine Stranded	Furrule
		0.2-16	0.2-10	0.5-6	0.2-25	0.2-16	0.5-16	0.5-35	0.5-35	0.75-35
		16-6	16-6	16-6	10-4	10-4	10-4	8-1/0	8-1/0	18-1/0
			M4			M5			M6	
			1.2-1.5			2.0-2.5			3.0-3.5	
		V0			V0			V0		
		10-11			12-13			16-17		
		Order Information			Order Information			Order Information		
		Order NO.			Order NO.			Order NO.		
		310993			316993			335993		
		*			*			*		
		*			*			*		
		Accessory			Accessory			Accessory		
		Order NO.			Order NO.			Order NO.		
		*			*			*		
		*			*			*		
		302151			302151			302151		
		Order NO.			Order NO.			Order NO.		
		*			*			*		
		*			*			*		
		*			*			*		
		.....			.....			.....		
		*			*			*		
		*			*			*		
		Order NO.			Order NO.			Order NO.		
		310701			316701			*		
		Order NO.			Order NO.			Order NO.		
		310801			312801			316801		

Mark: (Total current which connects to all the wires, cannot be over rated current).

Mark: (Total current which connects to all the wires, cannot be over rated current).

UK Rail-mounted terminal blocks with screw clamp









	2.5mm² UKD Double Lever Terminal Block			4mm² UKD Double Level Terminal Block			4mm² UKD Double Level with Equipotential Bonder Terminal Block			10mm² UKD Double Level Terminal Block		
Size	Technical Parameter			Technical Parameter			Technical Parameter			Technical Parameter		
[mm]	Thickness	Width	Height	Thickness	Width	Height	Thickness	Width	Height	Thickness	Width	Height
Note：Height With DIN Rail NS 35/7.5	5.2	67.2	62.2	6.2	67.2	62.2	6.2	67.2	62.2	10.2	77.5	73
Rated Parameters	IEC	UL		IEC	UL		IEC	UL		IEC	UL	
Rated Voltage [V]	500	600		500	600		500	600		500	600	
Rated Current [A]	24	20		32	30		32	30		57	65	
Wire Range	Solid	Fine Stranded	Furrule	Solid	Fine Stranded	Furrule	Solid	Fine Stranded	Furrule	Solid	Fine Stranded	Furrule
[mm²]	0.2-4	0.2-2.5	0.2-2.5	0.2-4	0.2-4	0.25-4	0.2-4	0.2-4	0.25-4	0.5-10	0.5-10	0.5-10
[AWG]	28-12	28-12	28-12	26-10	26-10	26-10	26-10	26-10	26-10	24-6	24-6	24-6
Screw Type [*]		M3			M3			M3			M4	
Torque [N.m]		0.6-0.8			0.6-0.8			0.6-0.8			1.2-1.5	
Other Parameters												
Insulating Material / Flame Retardant Grade, Conforming To UL94	V0			V0			V0			V0		
Strip length [mm]	8-9			8-9			8-9			11-12		
	Order Information			Order Information			Order Information			Order Information		
Product Colour	Order NO.			Order NO.			Order NO.			Order NO.		
Gray	303921			305921			305921-PV			310921		
Can Be Used For DIN Rail NS 35/7.5 Blue	303922			305922			*			*		
	Accessory			Accessory			Accessory			Accessory		
Cover Plate Colour	Order NO.			Order NO.			Order NO.			Order NO.		
Cover Plate Gray	303121			303121			303121			310121		
Orange	*			*			*			*		
Intermediate Plate Gray	*			*			302151			*		
Compensatory Cover Plate Gray	305121			305121			*			*		
Jumper												
Poles No.	Order NO.			Order NO.			Order NO.			Order NO.		
2	303302			302302			302302			310302		
3	303303			302303			302303			310303		
4	303304			302304			302304			310304		
...	.....			.....			.....			.....		
9	303309			302309			302309			310309		
10	303310			302310			302310			310310		
Protective Warning Marker	Order NO.			Order NO.			Order NO.			Order NO.		
	*			*			*			*		
Front And Side Marker	Order NO.			Order NO.			Order NO.			Order NO.		
Printing Service	305801			306801			306801			310801		

Mark: (Total current which connects to all the wires, cannot be over rated current).

Mark: (Total current which connects to all the wires, cannot be over rated current).

UK Rail-mounted terminal blocks with screw clamp



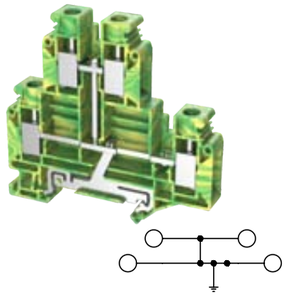





		10mm² UKD Double Level with Equipotential Bonder Terminal Blovk			10mm² double level with Equipontential bonder ground Terminal block		
Size		Technical Parameter			Technical Parameter		
		Thickness	Width	Height	Thickness	Width	Height
Note:Height With DIN Rail NS 35/7.5	[mm]	10.2	77.5	73	10.2	77.5	73
Rated Parameters		IEC	UL		IEC	UL	
Rated Voltage	[V]	500	600		500	600	
Rated Current	[A]	57	65		*	*	
Wire Range		Solid	Fine Stranded	Furrule	Solid	Fine Stranded	Furrule
	[mm²]	0.5-10	0.5-10	0.5-10	0.5-10	0.5-10	0.5-10
	[AWG]	24-6	24-6	24-6	24-6	24-6	24-6
Screw Type	[*]		M4			M4	
Torque	[N.m]		1.2-1.5			1.2-1.5	
Other Parameters							
Insulating Material / Flame Retardant Grade, Conforming To UL94		V0			V0		
Strip length	[mm]	11-12			11-12		
		Order Information			Order Information		
Product	Colour	Order NO.			Order NO.		
	Yellow green	*			310923		
Can Be Used For DIN Rail NS 35/7.5	Black	310921-PV			*		
		Accessory			Accessory		
Cover Plate	Colour	Order NO.			Order NO.		
Cover Plate	Gray	310121			310121		
	Orange	*			*		
Intermediate Plate	Gray	*			*		
Compensatory Cover Plate	Gray	*			*		
Jumper							
POles No.		Order NO.			Order NO.		
2		310302			310302		
3		310303			310303		
4		310304			310304		
...		.....			.....		
9		310309			310309		
10		310310			310310		
Protective Warning Marker		Order NO.			Order NO.		
		*			*		
Front And Side Marker		Order NO.			Order NO.		
Printing Service		310801			310801		

		6mm² General test terminal block			6mm² Test terminal block with conductive column		
Size		Technical Parameter			Technical Parameter		
		Thickness	Width	Height	Thickness	Width	Height
Note: Height With DIN Rail NS 35/7.5	[mm]	8.2	72.4	51.7	8.2	72.4	50.6
Rated Parameters		IEC	UL		IEC	UL	
Rated Voltage	[V]	630	300		630	300	
Rated Current	[A]	41	50		41	50	
Wire Range		Solid	Fine Stranded	Furrule	Solid	Fine Stranded	Furrule
	[mm²]	0.5-10	0.5-6	0.5-6	0.5-10	0.5-6	0.5-6
	[AWG]	26-8	26-8	26-8	26-8	26-8	26-8
Screw Type	[*]		M4			M4	
Torque	[N.m]		1.2-1.6			1.2-1.6	
Other Parameters							
Insulating Material / Flame Retardant Grade, Conforming To UL94		V0			V0		
Strip length	[mm]	13-14			13-14		
		Order Information			Order Information		
Product	Colour	Order NO.			Order NO.		
	Gray	SUK6-T-GY			SUK6-T-JP-GY		
Can Be Used For DIN Rail NS 35/7.5	Blue	*			*		
		Accessory			Accessory		
Cover Plate	Colour	Order NO.			Order NO.		
Cover Plate	Gray	306101			306101		
	Orange	*			*		
Intermediate Plate	Gray	306151			306151		
Compensatory Cover Plate	Gray	*			*		
Jumper							
POles No.		Order NO.			Order NO.		
2		*	*		SB8.2-2	SB8.2-10	
3							
4							
...							
9							
10							
Protective Warning Marker		Order NO.			Order NO.		
		*			*		
Front And Side Marker		Order NO.			Order NO.		
Printing Service		308801			308801		

Mark: (Total current which connects to all the wires, cannot be over rated current).

Mark: (Total current which connects to all the wires, cannot be over rated current).

UK Rail-mounted terminal blocks with screw clamp





No fuse is provided. The picture is for reference only

		6mm² URTK/S General Test Terminal Block			4mm² UK5/HESI Terminal Block With Fuse		
		Technical Parameter			Technical Parameter		
Size		Thickness	Width	Height	Thickness	Width	Height
Note: Height With DIN Rail NS 35/7.5	[mm]	8.2	72.4	51.7	8	72.6	56.8
Rated Parameters		IEC	UL		IEC	UL	
Rated Voltage	[V]	400	300		500	600	
Rated Current	[A]	41	50		6.3	12	
Wire Range		Solid	Fine Stranded	Furrule	Solid	Fine Stranded	Furrule
	[mm²]	0.5-10	0.5-6	0.5-4	0.2-4	0.2-4	0.25-4
	[AWG]	26-8	26-8	26-8	26-10	26-10	26-10
Screw Type	[*]		M4			M3	
Torque	[N.m]		1.2-1.5			0.6-0.8	
Other Parameters							
Insulating Material / Flame Retardant Grade, Conforming To UL94		V0			V0		
Strip length	[mm]	13-14			8-9		
		Order Information			Order Information		
Product	Colour	Order NO.			Order NO.		
Can Be Used For DIN Rail NS 35/7.5	Gray	306911			Gray 305972		
	Blue	*			Black 305971		
		Accessory			Accessory		
Cover Plate	Colour	Order NO.			Order NO.		
Cover Plate	Gray	306101			*		
	Orange	*			*		
Intermediate Plate	Gray	306151			*		
Compensatory Cover Plate	Gray	*			*		
Jumper							
POles No.		Order NO.			Order NO.		
2		306322		306320	*		
3					*		
4					*		
...					.....		
9					*		
10					*		
Protective Warning Marker		Order NO.			Order NO.		
		*			*		
Front And Side Marker		Order NO.			Order NO.		
Printing Service		308801			308801		

Mark: (Total current which connects to all the wires, cannot be over rated current).





		4mm² Device Terminal Block			10mm² Device Terminal Block		
		Technical Parameter			Technical Parameter		
Size		Thickness	Width	Height	Thickness	Width	Height
Note: Height With DIN Rail NS 35/7.5	[mm]	22	19.5	24	33	29	31
Rated Parameters		IEC	UL		IEC	UL	
Rated Voltage	[V]	500	300		800	600	
Rated Current	[A]	32	30		57	65	
Wire Range		Solid	Fine Stranded	Furrule	Solid	Fine Stranded	Furrule
	[mm²]	0.2-4	0.2-4	0.2-2.5	0.5-16	0.5-10	0.5-10
	[AWG]	26-10	26-10	26-10	24-6	24-6	24-6
Screw Type	[*]		M3			M4	
Torque	[N.m]		0.6			1.44	
Other Parameters							
Insulating Material / Flame Retardant Grade, Conforming To UL94		V0			V0		
Strip length	[mm]	8			12		
		Order Information			Order Information		
Product	Colour	Order NO.			Order NO.		
2wiring points	Gray	TUK4-2-GY			TUK10-2-GY		
3wiring points		TUK4-3-GY			TUK10-3-GY		
4wiring points		TUK4-4-GY			TUK10-4-GY		
5wiring points		*			TUK10-5-GY		
6wiring points		TUK4-6-GY			*		
12wiring points		TUK4-12-GY			*		
2wiring points	Orange	TUK4-2-OG			TUK10-2-OG		
3wiring points		TUK4-3-OG			TUK10-3-OG		
4wiring points		TUK4-4-OG			TUK10-4-OG		
5wiring points		*			TUK10-5-OG		
6wiring points		TUK4-6-OG			*		
12wiring points		TUK4-12-OG			*		
2wiring points	Blue	TUK4-2-BU			TUK10-2-BU		
3wiring points		TUK4-3-BU			TUK10-3-BU		
4wiring points		TUK4-4-BU			TUK10-4-BU		
5wiring points		*			TUK10-5-BU		
6wiring points		TUK4-6-BU			*		
12wiring points		TUK4-12-BU			*		

Mark: (Total current which connects to all the wires, cannot be over rated current).

TB Rail-mounted Terminal Blocks With Spring-cage Clamp

TB series rail-mounted spring cage clamp terminal blocks use spring cage connection technology. The product is compact and can be flexible assembled. Can meet customer requirement for the space saving, fixing ways can be with screws , with snap-in mounting feet, on small Din rail, on big Din rail or certain combination ways. Product design and manufacturing is in line with the international standard IEC60947, UL1059, UL486E. and have the certificates CQC, UL, VDE, CE, ROHS etc.





Miniaturization

▲ The compacted space can reach customers' special demand, especially used for mini motor, low current wire connections.



Connection Method

▲ By section and slot, the terminal blocks can be formed into decked.



Wiring

▲ 1-1 or 2-2 feed through connection option.



Color

▲ Different colors are optional for customers' special requirements.



Jumper System

▲ Jumper can get the adjacent terminal blocks connected.



DIN Rail

▲ 2 kinds of fixing feet where can connect to the TS15 or TS35 din rail.



Press Button

▲ It's easy to connect the wires by press buttons.



End cover

▲ The plate can have fixing flanges or snap-in mounting feet.



Fixed Support

▲ The terminal blocks can be assembled to din rails through fixed support.











		240 Series 1-1 Feed Through Terminal Block With Fixing Flanges of Side-entry			240 Series 2-2 Feed Through Terminal Block With Fixing Flanges of Side-entry			240 Series 1-1 Feed Through Terminal Block With Snap-in Mounting Feet of Side-entry			240 Series 2-2 Feed Through Terminal Block With Snap-in Mounting Feet of Side-entry			240 Series 1-1 Feed Through End Terminal Block With Snap-in Mounting Feet of Side-entry		
		Technical Parameter			Technical Parameter			Technical Parameter			Technical Parameter			Technical Parameter		
Size		Thickness	Width	Height	Thickness	Width	Height	Thickness	Width	Height	Thickness	Width	Height	Thickness	Width	Height
Note: Height With DIN Rail NS 35/7.5	[mm]	5	25.1	17.2	8	25.1	17.2	5	25.1	17.2	8	25.1	17.2	5	25.1	17.2
Rated Parameters		IEC	UL		IEC	UL		IEC	UL		IEC	UL		IEC	UL	
Rated Voltage	[V]	400	300		400	300		400	300		400	300		400	300	
Rated Current	[A]	18	10		18	10		18	10		18	10		18	10	
Wire Range		Solid	Fine Stranded	Furrule	Solid	Fine Stranded	Furrule	Solid	Fine Stranded	Furrule	Solid	Fine Stranded	Furrule	Solid	Fine Stranded	Furrule
	[mm^2]	0.2-1.5	0.2-1.5	0.2-1	0.2-1.5	0.2-1.5	0.2-1	0.2-1.5	0.2-1.5	0.2-1	0.2-1.5	0.2-1.5	0.2-1	0.2-1.5	0.2-1.5	0.2-1
	[AWG]	28-16	28-16	28-16	28-16	28-16	28-16	28-16	28-16	28-16	28-16	28-16	28-16	28-16	28-16	28-16
Other Parameters																
Insulating Material / Flame Retardant Grade, Conforming To UL94		V0			V0			V0			V0			V0		
Strip length	[mm]	8-9			8-9			8-9			8-9			8-9		
		Order Information			Order Information			Order Information			Order Information			Order Information		
Product	Colour	Order NO.			Order NO.			Order NO.			Order NO.			Order NO.		
Can Be Used For DIN Rail NS 35/7.5	Gray	240301			240331			240311			240341			240321		
	Orange	240302			240332			240312			240342			240322		
	Light gray	240303			240333			240313			240343			240323		
	Blue	240304			240334			240314			240344			240324		
	Yellow	240305			240335			240315			240345			240325		
	Green	240306			240336			240316			240346			240326		
	Yellow green	240307			240337			240317			240347			240327		
	Pink	240309			240339			240319			240349			240329		
		Accessory			Accessory			Accessory			Accessory			Accessory		
Cover Plate		Order NO.			Order NO.			Order NO.			Order NO.			Order NO.		
Plate	Gray	*			*			240641			240641			240641		
	Orange	*			*			240642			240642			240642		
With Fixing Flanges	Gray	240621			240621			*			*			*		
	Orange	240622			240622			*			*			*		
With Snap-in Mounting Feet	Gray	*			*			240631			240631			240631		
	Orange	*			*			240632			240632			240632		
Press Button	White	*			*			*			*			*		
Fixed Support	Gray	241019			241019			241019			241019			241019		
Jumper																
Poles No.	Colour	Order NO.			Order NO.			Order NO.			Order NO.			Order NO.		
2	Gray	240601			240601			240601			240601			240601		

Mark: (Total current which connects to all the wires, cannot be over rated current).

Mark: (Total current which connects to all the wires, cannot be over rated current).



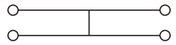

240 Series 2-2 Feed Through End Terminal Block With Snap-in Mounting Feet of Side-entry

		Technical Parameter		
Size		Thickness	Width	Height
Note: Height With DIN Rail NS 35/7.5	[mm]	8	25.1	17.2
Rated Parameters		IEC	UL	
Rated Voltage	[V]	400	300	
Rated Current	[A]	18	10	
Wire Range		Solid	Fine Stranded	Furrule
	[mm^2]	0.2-1.5	0.2-1.5	0.2-1
	[AWG]	28-16	28-16	28-16
Other Parameters				
Insulating Material / Flame Retardant Grade, Conforming To UL94		V0		
Strip length	[mm]	8-9		

			Order Information
Product		Colour	Order NO.
Can Be Used For DIN Rail NS 35/7.5		Gray	240351
		Orange	240352
		Light gray	240353
		Blue	240354
		Yellow	240355
		Green	240356
		Yellow green	240357
		Pink	240359

			Accessory
Cover Plate			Order NO.
Plate		Gray	240641
		Orange	240642
With Fixing Flanges		Gray	*
		Orange	*
With Snap-in Mounting Feet		Gray	240631
		Orange	240632
Press Button		White	*
Fixed Support		Gray	241019
Jumper			
Poles No.		Colour	Order NO.
2		Gray	240601





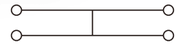

241 Series 1-1 Feed Through Terminal Block With Fixing Flanges of Side-entry

241 Series 2-2 Feed Through Terminal Block With Fixing Flanges of Side-entry

		Technical Parameter			Technical Parameter		
Size		Thickness	Width	Height	Thickness	Width	Height
Note: Height With DIN Rail NS 35/7.5	[mm]	6	28.1	18	10	28.1	18
Rated Parameters		IEC	UL		IEC	UL	
Rated Voltage	[V]	500	300		500	300	
Rated Current	[A]	24	15		24	15	
Wire Range		Solid	Fine Stranded	Furrule	Solid	Fine Stranded	Furrule
	[mm^2]	0.2-2.5	0.2-2.5	0.2-1.5	0.2-2.5	0.2-2.5	0.2-1.5
	[AWG]	28-14	28-14	28-14	28-14	28-14	28-14
Other Parameters							
Insulating Material / Flame Retardant Grade, Conforming To UL94		V0			V0		
Strip length	[mm]	8-9			8-9		

			Order Information	Order Information
Product		Colour	Order NO.	Order NO.
Can Be Used For DIN Rail NS 35/7.5		Gray	241301	241331
		Orange	241302	241332
		Light gray	241303	241333
		Blue	241304	241334
		Yellow	241305	241335
		Green	241306	241336
		Yellow green	241307	241337
		Pink	241309	241339

			Accessory	Accessory
Cover Plate			Order NO.	Order NO.
Plate		Gray	*	*
		Orange	*	*
With Fixing Flanges		Gray	241621	241621
		Orange	241622	241622
With Snap-in Mounting Feet		Gray	*	*
		Orange	*	*
Press Button		White	241221	241221
Fixed Support		Gray	241019	241019
Jumper				
Poles No.		Colour	Order NO.	Order NO.
2		Gray	241601	241601

Mark: (Total current which connects to all the wires, cannot be over rated current).

Mark: (Total current which connects to all the wires, cannot be over rated current).









		241 Series 1-1 Feed Through Terminal Block With Snap-in Mounting Feet of Side-entry			241 Series 2-2 Feed Through Terminal Block With Snap-in Mounting Feet of Side-entry		
		Technical Parameter			Technical Parameter		
Size		Thickness	Width	Height	Thickness	Width	Height
Note: Height With DIN Rail NS 35/7.5	[mm]	6	28.1	18	10	28.1	18
Rated Parameters		IEC	UL		IEC	UL	
Rated Voltage	[V]	500	300		500	300	
Rated Current	[A]	24	15		24	15	
Wire Range		Solid	Fine Stranded	Furrule	Solid	Fine Stranded	Furrule
	[mm^2]	0.2-2.5	0.2-2.5	0.2-1.5	0.2-2.5	0.2-2.5	0.2-1.5
	[AWG]	28-14	28-14	28-14	28-14	28-14	28-14
Other Parameters							
Insulating Material / Flame Retardant Grade, Conforming To UL94		V0			V0		
Strip length	[mm]	8-9			8-9		
		Order Information			Order Information		
Product	Colour	Order NO.			Order NO.		
Can Be Used For DIN Rail NS 35/7.5	Gray	241311			241341		
	Orange	241312			241342		
	Light gray	241313			241343		
	Blue	241314			241344		
	Yellow	241315			241345		
	Green	241316			241346		
	Yellow green	241317			241347		
	Pink	241319			241349		
		Accessory			Accessory		
Cover Plate		Order NO.			Order NO.		
Plate	Gray	241641			241641		
	Orange	241642			241642		
With Fixing Flanges	Gray	*			*		
	Orange	*			*		
With Snap-in Mounting Feet	Gray	241631			241631		
	Orange	241632			241632		
Press Button	White	241221			241221		
Fixed Support	Gray	241019			241019		
Jumper							
Poles No.	Colour	Order NO.			Order NO.		
2	Gray	241601			241601		

Mark: (Total current which connects to all the wires, cannot be over rated current).

		241 Series 1-1 Feed Through End Terminal Block With Snap-in Mounting Feet of Side-entry			241 Series 2-2 Feed Through End Terminal Block With Snap-in Mounting Feet of Side-entry		
		Technical Parameter			Technical Parameter		
		Thickness	Width	Height	Thickness	Width	Height
		6	28.1	18	10	28.1	18
		IEC	UL		IEC	UL	
		500	300		500	300	
		24	15		24	15	
		Solid	Fine Stranded	Furrule	Solid	Fine Stranded	Furrule
		0.2-2.5	0.2-2.5	0.2-1.5	0.2-2.5	0.2-2.5	0.2-1.5
		28-14	28-14	28-14	28-14	28-14	28-14
		V0			V0		
		8-9			8-9		
		Order Information			Order Information		
		Order NO.			Order NO.		
	Gray	241321			241351		
	Orange	241322			241352		
	Light gray	241323			241353		
	Blue	241324			241354		
	Yellow	241325			241355		
	Green	241326			241356		
	Yellow green	241327			241357		
	Pink	241329			241359		
		Accessory			Accessory		
		Order NO.			Order NO.		
	Gray	241641			241641		
	Orange	241642			241642		
	Gray	*			*		
	Orange	*			*		
	Gray	241631			241631		
	Orange	241632			241632		
	White	241221			241221		
	Gray	241019			241019		
	Colour	Order NO.			Order NO.		
	Gray	241601			241601		

Mark: (Total current which connects to all the wires, cannot be over rated current).











		242 Series 1-1 Feed Through Terminal Block With Fixing Flanges of Side-entry			242 Series 2-2 Feed Through Terminal Block With Fixing Flanges of Side-entry			242 Series 1-1 Feed Through Terminal Block With Snap-in Mounting Feet of Side-entry			242 Series 2-2 Feed Through Terminal Block With Snap-in Mounting Feet of Side-entry			242 Series 1-1 Feed Through End Terminal Block With Snap-in Mounting Feet of Side-entry		
		Technical Parameter			Technical Parameter			Technical Parameter			Technical Parameter			Technical Parameter		
Size		Thickness	Width	Height	Thickness	Width	Height	Thickness	Width	Height	Thickness	Width	Height	Thickness	Width	Height
Note: Height With DIN Rail NS 35/7.5	[mm]	7	33.6	23.1	12	33.6	23.1	7	33.6	23.1	12	33.6	23.1	7	33.6	23.1
Rated Parameters		IEC	UL		IEC	UL		IEC	UL		IEC	UL		IEC	UL	
Rated Voltage	[V]	630	300		630	300		630	300		630	300		630	300	
Rated Current	[A]	32	20		32	20		32	20		32	20		32	20	
Wire Range		Solid	Fine Stranded	Furrule	Solid	Fine Stranded	Furrule	Solid	Fine Stranded	Furrule	Solid	Fine Stranded	Furrule	Solid	Fine Stranded	Furrule
	[mm^2]	0.2-4	0.2-4	0.2-2.5	0.2-4	0.2-4	0.2-2.5	0.2-4	0.2-4	0.2-2.5	0.2-4	0.2-4	0.2-2.5	0.2-4	0.2-4	0.2-2.5
	[AWG]	28-12	28-12	28-12	28-12	28-12	28-12	28-12	28-12	28-12	28-12	28-12	28-12	28-12	28-12	28-12
Other Parameters																
Insulating Material / Flame Retardant Grade, Conforming To UL94		V0			V0			V0			V0			V0		
Strip length	[mm]	9-10			9-10			9-10			9-10			9-10		
		Order Information			Order Information			Order Information			Order Information			Order Information		
Product	Colour	Order NO.			Order NO.			Order NO.			Order NO.			Order NO.		
Can Be Used For DIN Rail NS 35/7.5	Gray	242301			242331			242311			242341			242321		
	Orange	242302			242332			242312			242342			242322		
	Light gray	242303			242333			242313			242343			242323		
	Blue	242304			242334			242314			242344			242324		
	Yellow	242305			242335			242315			242345			242325		
	Green	242306			242336			242316			242346			242326		
	Yellow green	242307			242337			242317			242347			242327		
	Pink	242309			242339			242319			242349			242329		
		Accessory			Accessory			Accessory			Accessory			Accessory		
Cover Plate		Order NO.			Order NO.			Order NO.			Order NO.			Order NO.		
Plate	Gray	*			*			242641			242641			242641		
	Orange	*			*			242642			242642			242642		
With Fixing Flanges	Gray	242621			242621			*			*			*		
	Orange	242622			242622			*			*			*		
With Snap-in Mounting Feet	Gray	*			*			242631			242631			242631		
	Orange	*			*			242632			242632			242632		
Press Button	White	*			*			*			*			*		
Fixed Support	Gray	241019			241019			241019			241019			241019		
Jumper																
Poles No.	Colour	Order NO.			Order NO.			Order NO.			Order NO.			Order NO.		
2	Gray	242601			242601			242601			242601			242601		

Mark: (Total current which connects to all the wires, cannot be over rated current).

Mark: (Total current which connects to all the wires, cannot be over rated current).



242 Series 2-2 Feed Through End Terminal Block With Snap-in Mounting Feet of Side-entry

		Technical Parameter		
Size		Thickness	Width	Height
Note: Height With DIN Rail NS 35/7.5	[mm]	12	33.6	23.1
Rated Parameters		IEC	UL	
Rated Voltage	[V]	630	300	
Rated Current	[A]	32	20	
Wire Range		Solid	Fine Stranded	Furrule
	[mm²]	0.2-4	0.2-4	0.2-2.5
	[AWG]	28-12	28-12	28-12
Other Parameters				
Insulating Material / Flame Retardant Grade, Conforming To UL94		V0		
Strip length	[mm]	9-10		

		Order Information
Product	Colour	Order NO.
Can Be Used For DIN Rail NS 35/7.5	Gray	242351
	Orange	242352
	Light gray	242353
	Blue	242354
	Yellow	242355
	Green	242356
	Yellow green	242357
	Pink	242359

		Accessory
Cover Plate		Order NO.
Plate	Gray	242641
	Orange	242642
With Fixing Flanges	Gray	*
	Orange	*
With Snap-in Mounting Feet	Gray	242631
	Orange	242632
Press Button	White	*
Fixed Support	Gray	241019
Jumper		
Poles No.	Colour	Order NO.
2	Gray	242601



254 Series 1-1 Feed Through Terminal Block With Fixing Flanges of Front-entry

		Technical Parameter		
Size		Thickness	Width	Height
Note: Height With DIN Rail NS 35/7.5	[mm]	6	32	22.2
Rated Parameters		IEC	UL	
Rated Voltage	[V]	800	600	
Rated Current	[A]	24	20	
Wire Range		Solid	Fine Stranded	Furrule
	[mm²]	0.2-2.5	0.2-2.5	0.2-1.5
	[AWG]	28-12	28-12	28-12
Other Parameters				
Insulating Material / Flame Retardant Grade, Conforming To UL94		V0		
Strip length	[mm]	8-9		

		Order Information
Product	Colour	Order NO.
Can Be Used For DIN Rail NS 35/7.5	Gray	254301
	Orange	254302
	Light gray	254303
	Blue	254304
	Yellow	254305
	Green	254306
	Yellow green	254307
	Pink	*

		Accessory
Cover Plate		Order NO.
Plate	Gray	254625
	Orange	254626
With Fixing Flanges	Gray	254621
	Orange	254622
With Snap-in Mounting Feet	Gray	*
	Orange	*
Press Button	White	*
Fixed Support	Gray	*
Jumper		
Poles No.	Colour	Order NO.
2	Gray	*



254 Series 2-2 Feed Through Terminal Block With Fixing Flanges of Front-entry

		Technical Parameter		
Size		Thickness	Width	Height
Note: Height With DIN Rail NS 35/7.5	[mm]	10	32	22.2
Rated Parameters		IEC	UL	
Rated Voltage	[V]	800	600	
Rated Current	[A]	24	20	
Wire Range		Solid	Fine Stranded	Furrule
	[mm²]	0.2-2.5	0.2-2.5	0.2-1.5
	[AWG]	28-12	28-12	28-12
Other Parameters				
Insulating Material / Flame Retardant Grade, Conforming To UL94		V0		
Strip length	[mm]	8-9		

		Order Information
Product	Colour	Order NO.
Can Be Used For DIN Rail NS 35/7.5	Gray	254331
	Orange	254332
	Light gray	254333
	Blue	254334
	Yellow	254335
	Green	254336
	Yellow green	254337
	Pink	*

		Accessory
Cover Plate		Order NO.
Plate	Gray	254625
	Orange	254626
With Fixing Flanges	Gray	254621
	Orange	254622
With Snap-in Mounting Feet	Gray	*
	Orange	*
Press Button	White	*
Fixed Support	Gray	*
Jumper		
Poles No.	Colour	Order NO.
2	Gray	*

Mark: (Total current which connects to all the wires, cannot be over rated current).

Mark: (Total current which connects to all the wires, cannot be over rated current).









		254 Series 1-1 Feed Through Terminal Block With Snap-in Mounting Feet of Front-entry			254 Series 2-2 Feed Through Terminal Block With Snap-in Mounting Feet of Front-entry		
		Technical Parameter			Technical Parameter		
Size		Thickness	Width	Height	Thickness	Width	Height
Note: Height With DIN Rail NS 35/7.5	[mm]	6	32	22.2	10	32	22.2
Rated Parameters		IEC	UL		IEC	UL	
Rated Voltage	[V]	800	600		800	600	
Rated Current	[A]	24	20		24	20	
Wire Range		Solid	Fine Stranded	Furrule	Solid	Fine Stranded	Furrule
	[mm^2]	0.2-2.5	0.2-2.5	0.2-1.5	0.2-2.5	0.2-2.5	0.2-1.5
	[AWG]	28-12	28-12	28-12	28-12	28-12	28-12
Other Parameters							
Insulating Material / Flame Retardant Grade, Conforming To UL94		V0			V0		
Strip length	[mm]	8-9			8-9		
		Order Information			Order Information		
Product	Colour	Order NO.			Order NO.		
Can Be Used For DIN Rail NS 35/7.5	Gray	254311			254341		
	Orange	254312			254342		
	Light gray	254313			254343		
	Blue	254314			254344		
	Yellow	254315			254345		
	Green	254316			254346		
	Yellow green	254317			254347		
	Pink	*			*		
		Accessory			Accessory		
Cover Plate		Order NO.			Order NO.		
Plate	Gray	254625			254625		
	Orange	254626			254626		
With Fixing Flanges	Gray	254621			254621		
	Orange	254622			254622		
With Snap-in Mounting Feet	Gray	*			*		
	Orange	*			*		
Press Button	White	*			*		
Fixed Support	Gray	*			*		
Jumper							
Poles No.	Colour	Order NO.			Order NO.		
2	Gray	*			*		

Mark: (Total current which connects to all the wires, cannot be over rated current).

		254 Series 1-1 Feed Through Middle Terminal Block of Front-entry			254 Series 2-2 Feed Through Middle Terminal Block of Front-entry		
		Technical Parameter			Technical Parameter		
		Thickness	Width	Height	Thickness	Width	Height
		6	32	22.2	10	32	22.2
		IEC	UL		IEC	UL	
		800	600		800	600	
		24	20		24	20	
		Solid	Fine Stranded	Furrule	Solid	Fine Stranded	Furrule
		0.2-2.5	0.2-2.5	0.2-1.5	0.2-2.5	0.2-2.5	0.2-1.5
		28-12	28-12	28-12	28-12	28-12	28-12
		V0			V0		
		8-9			8-9		
		Order Information			Order Information		
		Order NO.			Order NO.		
	Gray	254321			254351		
	Orange	254322			254352		
	Light gray	254323			254353		
	Blue	254324			254354		
	Yellow	254325			254355		
	Green	254326			254356		
	Yellow green	254327			254357		
	Pink	*			*		
		Accessory			Accessory		
		Order NO.			Order NO.		
	Gray	254625			254625		
	Orange	254626			254626		
	Gray	254621			254621		
	Orange	254622			254622		
	Gray	*			*		
	Orange	*			*		
	White	*			*		
	Gray	*			*		
	Colour	Order NO.			Order NO.		
	Gray	*			*		

Mark: (Total current which connects to all the wires, cannot be over rated current).

TB Rail-mounted terminal blocks with spring-cage clamp





		254 Series 1-1 Feed Through Terminal Block of Front-entry(SP15X5.5)			254 Series 1-1 Feed Through Terminal Block of Front-entry(SP15x5.5)		
		Technical Parameter			Technical Parameter		
Size		Thickness	Width	Height	Thickness	Width	Height
Note: Height With DIN Rail NS 35/7.5	[mm]	6	32	32.1	10	32	31.6
Rated Parameters		IEC	UL		IEC	UL	
Rated Voltage	[V]	800	600		800	600	
Rated Current	[A]	24	20		24	20	
Wire Range		Solid	Fine Stranded	Furrule	Solid	Fine Stranded	Furrule
	[mm^2]	0.2-2.5	0.2-2.5	0.2-1.5	0.2-2.5	0.2-2.5	0.2-1.5
	[AWG]	28-12	28-12	28-12	28-12	28-12	28-12
Other Parameters							
Insulating Material / Flame Retardant Grade, Conforming To UL94		V0			V0		
Strip length	[mm]	8-9			8-9		
		Order Information			Order Information		
Product	Colour	Order NO.			Order NO.		
Can Be Used For DIN Rail NS 35/7.5	Gray	254361			254391		
	Orange	254362			254392		
	Light gray	254363			254393		
	Blue	254364			254394		
	Yellow	254365			254395		
	Green	254366			254396		
	Yellow green	254367			254397		
	Pink	*			*		
		Accessory			Accessory		
Cover Plate		Order NO.			Order NO.		
Plate	Gray	254625			254625		
	Orange	254626			254626		
With Fixing Flanges	Gray	254621			254621		
	Orange	254622			254622		
With Snap-in Mounting Feet	Gray	*			*		
	Orange	*			*		
Press Button	White	*			*		
Fixed Support	Gray	*			*		
Jumper							
Poles No.	Colour	Order NO.			Order NO.		
2	Gray	*			*		

Mark: (Total current which connects to all the wires, cannot be over rated current).





		254 Series 1-1 Feed Through Terminal Block of Front-entry(SP35X7.5)			254 Series 2-2 Feed Through Terminal Block of Front-entry(SP35X7.5)		
		Technical Parameter			Technical Parameter		
Size		Thickness	Width	Height	Thickness	Width	Height
Note: Height With DIN Rail NS 35/7.5	[mm]	6	37	32.1	10	37	31.6
Rated Parameters		IEC	UL		IEC	UL	
Rated Voltage	[V]	800	600		800	600	
Rated Current	[A]	24	20		24	20	
Wire Range		Solid	Fine Stranded	Furrule	Solid	Fine Stranded	Furrule
	[mm^2]	0.2-2.5	0.2-2.5	0.2-1.5	0.2-2.5	0.2-2.5	0.2-1.5
	[AWG]	28-12	28-12	28-12	28-12	28-12	28-12
Other Parameters							
Insulating Material / Flame Retardant Grade, Conforming To UL94		V0			V0		
Strip length	[mm]	8-9			8-9		
		Order Information			Order Information		
Product	Colour	Order NO.			Order NO.		
Can Be Used For DIN Rail NS 35/7.5	Gray	254371			254381		
	Orange	254372			254382		
	Light gray	254373			254383		
	Blue	254374			254384		
	Yellow	254375			254385		
	Green	254376			254386		
	Yellow green	254377			254387		
	Pink	*			*		
		Accessory			Accessory		
Cover Plate		Order NO.			Order NO.		
Plate	Gray	254625			254625		
	Orange	254626			254626		
With Fixing Flanges	Gray	254621			254621		
	Orange	254622			254622		
With Snap-in Mounting Feet	Gray	*			*		
	Orange	*			*		
Press Button	White	*			*		
Fixed Support	Gray	*			*		
Jumper							
Poles No.	Colour	Order NO.			Order NO.		
2	Gray	*			*		

Mark: (Total current which connects to all the wires, cannot be over rated current).

TB Rail-mounted terminal blocks with spring-cage clamp





		254 Series 1-1 Feed Through Ground Terminal Block of Front-entry(SP15X5.5)			254 Series 1-1 Feed Through Ground Terminal Block of Front-entry(SP35X7.5)		
		Technical Parameter			Technical Parameter		
Size		Thickness	Width	Height	Thickness	Width	Height
Note: Height With DIN Rail NS 35/7.5	[mm]	6	32	32.9	6	42.6	33.5
Rated Parameters		IEC	UL		IEC	UL	
Rated Voltage	[V]	*	*		*	*	
Rated Current	[A]	*	*		*	*	
Wire Range		Solid	Fine Stranded	Furrule	Solid	Fine Stranded	Furrule
	[mm^2]	0.2-2.5	0.2-2.5	0.2-1.5	0.2-2.5	0.2-2.5	0.2-1.5
	[AWG]	28-12	28-12	28-12	28-12	28-12	28-12
Other Parameters							
Insulating Material / Flame Retardant Grade, Conforming To UL94			V0			V0	
Strip length	[mm]		8-9			8-9	
		Order Information			Order Information		
Product	Colour	Order NO.			Order NO.		
Can Be Used For DIN Rail NS 35/7.5	Gray	254507			254607		
	Orange						
	Light gray						
	Blue						
	Yellow						
	Green						
	Yellow green						
	Pink						
		Accessory			Accessory		
Cover Plate		Order NO.			Order NO.		
Plate	Gray	254625			254625		
	Orange	254626			254626		
With Fixing Flanges	Gray	254621			254621		
	Orange	254622			254622		
With Snap-in Mounting Feet	Gray	*			*		
	Orange	*			*		
Press Button	White	*			*		
Fixed Support	Gray	*			*		
Jumper							
Poles No.	Colour	Order NO.			Order NO.		
2	Gray	*			*		

Mark: (Total current which connects to all the wires, cannot be over rated current).

Accessory



Mark: (Total current which connects to all the wires, cannot be over rated current).

End Clamp



	SPD35 Screw		
	Technical Parameter		
Size	Thickness	Width	Height
Note：Height With DIN Rail NS 35/7.5	9.5	46.1	28.8
Other Parameters			
Insulating Material / Flame Retardant Grade, Conforming To UL94	V0		
	Order Information		
Can Be Used For DIN Rail NS35/75 Colour: Gray	Order NO.		
	215201		
Package quantity	100		
Can Be Used For DIN Rail /Product	Order NO.		
	900421/011		
	900421/031		
	900401/001		
	900421/021		
	900431/001		
Marker	Order NO.		
Printing Service	*		



	SPD35 Clip T=10mm		
	Technical Parameter		
Size	Thickness	Width	Height
Note：Height With DIN Rail NS 35/7.5	10	43.7	35.5
Other Parameters			
Insulating Material / Flame Retardant Grade, Conforming To UL94	V0		
	Order Information		
Can Be Used For DIN Rail NS35/75 Colour: Gray	Order NO.		
	215202		
Package quantity	100		
Can Be Used For DIN Rail /Product	Order NO.		
	900421/011		
	900421/031		
	900401/001		
	900421/021		
	900431/001		
Marker	Order NO.		
Printing Service	215210		
	225801		



	Double level terminal blcok end Clamp		
	Technical Parameter		
Size	Thickness	Width	Height
Note：Height With DIN Rail NS 35/7.5	10	55.5	51.5
Other Parameters			
Insulating Material / Flame Retardant Grade, Conforming To UL94	V0		
	Order Information		
Can Be Used For DIN Rail NS35/75 Colour: Gray	Order NO.		
	215207		
Package quantity	100		
Can Be Used For DIN Rail /Product	Order NO.		
	900421/011		
	900421/031		
	900401/001		
	900421/021		
	900431/001		
Marker	Order NO.		
Printing Service	TMB10.2-10		

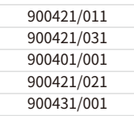

	SPD35 Clip T=6mm		
	Technical Parameter		
Size	Thickness	Width	Height
Note：Height With DIN Rail NS 35/7.5	6	43.7	35.5
Other Parameters			
Insulating Material / Flame Retardant Grade, Conforming To UL94	V0		
	Order Information		
Can Be Used For DIN Rail NS35/75 Colour: Gray	Order NO.		
	215203		
Package quantity	100		
Can Be Used For DIN Rail /Product	Order NO.		
	900421/011		
	900421/031		
	900401/001		
	900421/021		
	900431/001		
Marker	Order NO.		
Printing Service	225801		

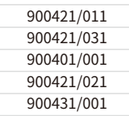

	SPD35 Screw		
	Technical Parameter		
Size	Thickness	Width	Height
Note：Height With DIN Rail NS 35/7.5	9.4	44.1	36.4
Other Parameters			
Insulating Material / Flame Retardant Grade, Conforming To UL94	V0		
	Order Information		
Can Be Used For DIN Rail NS35/75 Colour: Gray	Order NO.		
	215204		
Package quantity	100		
Can Be Used For DIN Rail /Product	Order NO.		
	900421/011		
	900421/031		
	900401/001		
	900421/021		
	900431/001		
	215214		
Marker	Order NO.		
Printing Service	308801		

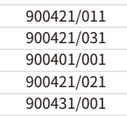

	SP15 Screw		
	Technical Parameter		
Size	Thickness	Width	Height
Note：Height With DIN Rail NS 35/7.5	6	22	13.4
Other Parameters			
Insulating Material / Flame Retardant Grade, Conforming To UL94	V0		
	Order Information		
Can Be Used For DIN Rail NS35/75 Colour: Gray	Order NO.		
	215206		
Package quantity	100		
Can Be Used For DIN Rail /Product	Order NO.		
	900421/061		
Marker	Order NO.		
Printing Service	*		

Mark: (Total current which connects to all the wires, cannot be over rated current).



	SPD35 Clip T=9.5mm		
	Technical Parameter		
Size	Thickness	Width	Height
Note：Height With DIN Rail NS 35/7.5	9.5	54.6	33.5
Other Parameters			
Insulating Material / Flame Retardant Grade, Conforming To UL94	V0		
	Order Information		
Can Be Used For DIN Rail NS35/75 Colour: Gray	Order NO.		
	215215		
Package quantity	100		
Can Be Used For DIN Rail /Product	Order NO.		
	900421/011		
	900421/031		
	900401/001		
	900421/021		
	900431/001		
	215214		
Marker	Order NO.		
Printing Service	308801/TMB8.2-50		



	SPD15 Clip T=5.2mm		
	Technical Parameter		
Size	Thickness	Width	Height
Note：Height With DIN Rail NS 15/5.5	5.2	22.7	23.1
Other Parameters			
Insulating Material / Flame Retardant Grade, Conforming To UL94	V0		
	Order Information		
Can Be Used For DIN Rail NS35/75 Colour: Gray	Order NO.		
	215208		
Package quantity	100		
Can Be Used For DIN Rail /Product	Order NO.		
	900421/061		
Marker	Order NO.		
Printing Service	305801		

End Clamp marking



	Nameplate holder		
	Technical Parameter		
Size	Thickness	Width	Height
Note：Height With DIN Rail NS 35/7.5	1.0	30.5	10
Other Parameters			
Insulating Material / Flame Retardant Grade, Conforming To UL94	V0		
	Order Information		
Can Be Used For DIN Rail NS35/75 Colour: Gray	Order NO.		
	215210		
Package quantity	100		
Can Be Used For DIN Rail /Product	Order NO.		
	215202		
Marker	Order NO.		
Printing Service	*		

	Transparent Marker card		
	Technical Parameter		
Size	Thickness	Width	Height
Note：Height With DIN Rail NS 35/7.5	9.4	46	36.8
Other Parameters			
Insulating Material / Flame Retardant Grade, Conforming To UL94	V0		
	Order Information		
Can Be Used For DIN Rail NS35/75 Colour: Gray	Order NO.		
	215214		
Package quantity	100		
Can Be Used For DIN Rail /Product	Order NO.		
	215204		
	215215		
Marker	Order NO.		
Printing Service	*		



	Nameplate Clamp		
	Technical Parameter		
Size	Thickness	Width	Height
Note：Height With DIN Rail NS 35/7.5	11.5	48.6	47.8
Other Parameters			
Insulating Material / Flame Retardant Grade, Conforming To UL94	V0		
	Order Information		
Can Be Used For DIN Rail NS35/75 Colour: Gray	Order NO.		
	215224		
Package quantity	100		
Can Be Used For DIN Rail /Product	Order NO.		
	900421/011		
	900421/031		
	900401/001		
	900421/021		
	900431/001		
	900421/061		
Marker	Order NO.		
Printing Service	*		

Mark: (Total current which connects to all the wires, cannot be over rated current).

Rail transfer



	254 Rail transfer(With pin)		
	Technical Parameter		
Size	Thickness	Width	Height
Note：Height With DIN Rail NS 35/7.5	6	38	16
Other Parameters			
Insulating Material / Flame Retardant Grade, Conforming To UL94	V0		
	Order Information		
Can Be Used For DIN Rail NS35/75 Colour	Order NO.		
Gray	254611		
Package quantity	100		
	Order NO.		
Can Be Used For DIN Rail /Product	Apply to SP 254 miniature terminal block (with snap in mounting feet)		
Marker	Order NO.		
Printing Service	*		



	450 Rail transfer		
	Technical Parameter		
Size	Thickness	Width	Height
Note：Height With DIN Rail NS 35/7.5	6.4	41.7	13.8
Other Parameters			
Insulating Material / Flame Retardant Grade, Conforming To UL94	V0		
	Order Information		
Can Be Used For DIN Rail NS35/75 Colour	Order NO.		
Gray	450018		
Package quantity	100		
	Order NO.		
Can Be Used For DIN Rail /Product	Apply to SP 450/475 connector SP240/241/242 miniature terminal block (with snap in mounting feet)		
Marker	Order NO.		
Printing Service	*		



	450 Rail transfer (Applicable to relay modules)		
	Technical Parameter		
Size	Thickness	Width	Height
Note：Height With DIN Rail NS 35/7.5	4.9	42.8	16
Other Parameters			
Insulating Material / Flame Retardant Grade, Conforming To UL94	V0		
	Order Information		
Can Be Used For DIN Rail NS35/75 Colour	Order NO.		
Gray	450017		
Package quantity	100		
	Order NO.		
Can Be Used For DIN Rail /Product	Apply to relay module		
Marker	Order NO.		
Printing Service	*		



	241 Rail transfer		
	Technical Parameter		
Size	Thickness	Width	Height
Note：Height With DIN Rail NS 35/7.5	6.3	43.3	12.3
Other Parameters			
Insulating Material / Flame Retardant Grade, Conforming To UL94	V0		
	Order Information		
Can Be Used For DIN Rail NS35/75 Colour	Order NO.		
Gray	241019		
Package quantity	100		
	Order NO.		
Can Be Used For DIN Rail /Product	Apply to SP 241 miniature terminal block (with end stop)		
Marker	Order NO.		
Printing Service	*		

Mark: (Total current which connects to all the wires, cannot be over rated current).

Partition plate



	TP Partition plate		
	Technical Parameter		
Size	Thickness	Width	Height
Note：Height With DIN Rail NS 35/7.5	2.2	53.6	53.2
Other Parameters			
Insulating Material / Flame Retardant Grade, Conforming To UL94	V0		
	Order Information		
Can Be Used For DIN Rail NS35/75 Colour	Order NO.		
Gray	ATP-TU		
Package quantity	100		
	Order NO.		
Can Be Used For DIN Rail /Product	TUXX-2 Series		
Marker	Order NO.		
Printing Service	*		



	TP Partition plate		
	Technical Parameter		
Size	Thickness	Width	Height
Note：Height With DIN Rail NS 35/7.5	2.2	59.8	40.4
Other Parameters			
Insulating Material / Flame Retardant Grade, Conforming To UL94	V0		
	Order Information		
Can Be Used For DIN Rail NS35/75 Colour	Order NO.		
Gray	ATP-TP		
Package quantity	100		
	Order NO.		
Can Be Used For DIN Rail /Product	TPXX-2 Series		
Marker	Order NO.		
Printing Service	*		



	TS-K Partition plate		
	Technical Parameter		
Size	Thickness	Width	Height
Note：Height With DIN Rail NS 35/7.5	1	22.1	22.15
Other Parameters			
Insulating Material / Flame Retardant Grade, Conforming To UL94	V0		
	Order Information		
Can Be Used For DIN Rail NS35/75 Colour	Order NO.		
Gray	302151		
Package quantity	100		
	Order NO.		
Can Be Used For DIN Rail /Product	UK Series		
Marker	Order NO.		
Printing Service	*		



	UK35 Partition plate		
	Technical Parameter		
Size	Thickness	Width	Height
	7.5	50.1	52
Other Parameters			
Insulating Material / Flame Retardant Grade, Conforming To UL94	V0		
	Order Information		
Can Be Used For DIN Rail NS35/75 Colour	Order NO.		
Gray	ATP-UK 35		
Package quantity			
	Order NO.		
Can Be Used For DIN Rail /Product	335 Series		
Marker	Order NO.		
Printing Service	*		

Mark: (Total current which connects to all the wires, cannot be over rated current).

Protection cover





	Transparent rail cover			Support plate			Support palte(With screw)		
	Technical Parameter			Technical Parameter			Technical Parameter		
Size	Thickness	Width	Height	Thickness	Width	Height	Thickness	Width	Height
Note: Height With DIN Rail NS 35/7.5	2	94	44.8	2.2	91.65	73.9	2.2	91.65	90.2
Other Parameters									
Insulating Material / Flame Retardant Grade, Conforming To UL94	V0			V0			V0		
	Order Information			Order Information			Order Information		
Can Be Used For DIN Rail NS35/75 Colour: Gray	Order NO.			Order NO.			Order NO.		
	900601			900611			900612		
Package quantity	100			100			100		
Can Be Used For DIN Rail /Product	Order NO.			Order NO.			Order NO.		
	900611			900421/011			900421/011		
	900612			900421/031			900421/031		
				900401/001			900401/001		
				900421/021			900421/021		
				900431/001			900431/001		
				900601			900601		
Marker	Order NO.			Order NO.			Order NO.		
Printing Service	*			*			*		

TP/TU/TC Jumper







	TJA3.5			TJA4.2			TJA5.2		
	Technical Parameter			Technical Parameter			Technical Parameter		
Size	Thickness	Width	Height	Thickness	Width	Height	Thickness	Width	Height
Other Parameters									
Insulating Material / Flame Retardant Grade, Conforming To UL94	V0			V0			V0		
	Order Information			Order Information			Order Information		
Poles No.	Order NO.			Order NO.			Order NO.		
2	TJA3.5-2			TJA4.2-2			TJA5.2-2		
3	TJA3.5-3			TJA4.2-3			TJA5.2-3		
.....	.....			.....			.....		
9	TJA3.5-9			TJA4.2-9			TJA5.2-9		
10	TJA3.5-10			TJA4.2-10			TJA5.2-10		
.....	.....			*			*		
20	TJA3.5-50			*			*		
Package quantity	50			50			50		
Can Be Used For Product	Order NO.			Order NO.			Order NO.		
	TP1.5;TPD1.5 Series			TC1.5 Series			TP2.5;TC2.5;TU2.5 Series		
Marker	Order NO.			Order NO.			Order NO.		
Printing Service	*			*			*		

Mark: (Total current which connects to all the wires, cannot be over rated current).

TP/TU/TC Jumper







	TJA6.2			TJA8.2			TJA10.2		
	Technical Parameter			Technical Parameter			Technical Parameter		
Size	Thickness	Width	Height	Thickness	Width	Height	Thickness	Width	Height
Other Parameters									
Insulating Material / Flame Retardant Grade, Conforming To UL94	V0			V0			V0		
	Order Information			Order Information			Order Information		
Poles No.	Order NO.			Order NO.			Order NO.		
2	TJA6.2-2			TJA8.2-2			TJA10.2-2		
3	TJA6.2-3			TJA8.2-3					
.....	.....			.....					
9	TJA6.2-9			TJA8.2-9					
10	TJA6.2-10			TJA8.2-10					
.....									
20									
Package quantity	50			50			50		
Can Be Used For Product	Order NO.			Order NO.			Order NO.		
	TP4;TC4;TU4 Series			TP6;TC6;TU6 Series			TP10;TC10;TU10 Series		
Marker	Order NO.			Order NO.			Order NO.		
Printing Service	*			*			*		







	TJA12.2			TJA16			TJB5.2		
	Technical Parameter			Technical Parameter			Technical Parameter		
Size	Thickness	Width	Height	Thickness	Width	Height	Thickness	Width	Height
Other Parameters									
Insulating Material / Flame Retardant Grade, Conforming To UL94	V0			V0			V0		
	Order Information			Order Information			Order Information		
Poles No.	Order NO.			Order NO.			Order NO.		
2	TJA12.2-2			TJA16-2			TJB5.2-2		
3							TJB5.2-3		
.....							.....		
9							TJB5.2-9		
10							TJB5.2-10		
.....							.....		
20							TJB5.2-20		
Package quantity	50			50			50		
Can Be Used For Product	Order NO.			Order NO.			Order NO.		
	TP16;TC16;TU16 Series			TC35;TU35 Series			TP2.5;TC2.5;TU2.5 Series		
Marker	Order NO.			Order NO.			Order NO.		
Printing Service	*			*			*		

Mark: (Total current which connects to all the wires, cannot be over rated current).

TP/TU/TC Jumper






	TJA12.2/5.2			TJA12.2/6.2			TJEB8.2			TJS8.2
	Technical Parameter			Technical Parameter			Technical Parameter			Technical Parameter
Size	Thickness	Width	Height	Thickness	Width	Height	Thickness	Width	Height	Pitch
	3	17.25	37	3	18.1	37	4.28	327.8	22.94	8.2mm
Other Parameters										
Insulating Material / Flame Retardant Grade, Conforming To UL94	V0			V0			V0			V0
	Order Information			Order Information			Order Information			Order Information
Poles No.	Order NO.			Order NO.			Order NO.			Order NO.
2	TJA12.5/5.2-2			TJA12.5/6.2-2			TJEB8.2-2			TJS8.2-2
3	TJA12.5/5.2-3			TJA12.5/6.2-3			TJEB8.2-3			TJS8.2-3
.....	.....			.....			.....			.....
9	TJA12.5/5.2-9			TJA12.5/6.2-9			TJEB8.2-9			TJS8.2-9
10	TJA12.5/5.2-10			TJA12.5/6.2-10			TJEB8.2-10			TJS8.2-10
...	.....			.....			.....			
40	TJA12.5/5.2-40			TJA12.5/6.2-40			TJEB8.2-40			
Package quantity	*			*			*			*
Can Be Used For Product	Order NO.			Order NO.			Order NO.			Order NO.
	TP16+TP2.5; TC16+TC2.5 Series			TP16+TP4; TC16+TC4 Series			TU4-HESI Series			TU6+UK6+SUK6 Series
Marker	Order NO.			Order NO.			Order NO.			Order NO.
Printing Service	*			*			*			*

TA Jumper





	215 Adjacent Jumper			225 Adjacent Jumper			204 Adjacent Jumper		
	Technical Parameter			Technical Parameter			Technical Parameter		
Size	Thickness	Width	Height	Thickness	Width	Height	Thickness	Width	Height
	4	22.45	8	4.9	21.9	7.8	11	32	13.5
Other Parameters									
Insulating Material / Flame Retardant Grade, Conforming To UL94	V0			V0			V0		
	Order Information			Order Information			Order Information		
Poles No. Colour	Order NO.			Order NO.			Order NO.		
2 Gray	215301			225301			204301		
Package quantity	100			100			100		
Can Be Used For Product	Order NO.			Order NO.			Order NO.		
	SP215 Series			SP225 Series			SP204 Series		
Marker	Order NO.			Order NO.			Order NO.		
Printing Service	*			*			*		

Mark: (Total current which connects to all the wires, cannot be over rated current).

TA Jumper





	206 Adjacent Jumper			210 Adjacent Jumper			216 Adjacent Jumper		
	Technical Parameter			Technical Parameter			Technical Parameter		
Size	Thickness	Width	Height	Thickness	Width	Height	Thickness	Width	Height
	8	25.5	8	9.7	26.5	9	11	32	13.5
Other Parameters									
Insulating Material / Flame Retardant Grade, Conforming To UL94	V0			V0			V0		
	Order Information			Order Information			Order Information		
Poles No. Colour	Order NO.			Order NO.			Order NO.		
2 Gray	206301			210301			216301		
Package quantity	100			100			100		
Can Be Used For Product	Order NO.			Order NO.			Order NO.		
	SP206 Series			SP210 Series			SP216 Series		
Marker	Order NO.			Order NO.			Order NO.		
Printing Service	*			*			*		





	225 Adjacent Jumper			Wire Jumper			Step-down adjacent jumper		
	Technical Parameter			Technical Parameter			Technical Parameter		
Size	Thickness	Width	Height	Thickness	Width	Height	Thickness	Width	Height
	9.7	25.4	5.75	3.8	24.7	8.1	6.9	9.3	30.8
Other Parameters									
Insulating Material / Flame Retardant Grade, Conforming To UL94	V0			V0			V0		
	Order Information			Order Information			Order Information		
Poles No. Colour	Order NO.			Order NO.			Order NO.		
2 Gray	225321-3			225311(L=60mm)			215381		
				225312(L=110mm)					
				225313(L=250mm)					
Package quantity	100			100			100		
Can Be Used For Product	Order NO.			Order NO.			Order NO.		
	SP225 Series			SP225 Series			215/225/204 Series Jumper206/210 Series		
Marker	Order NO.			Order NO.			Order NO.		
Printing Service	*			*			*		

Mark: (Total current which connects to all the wires, cannot be over rated current).

UK Jumper





	302 Fixed screw with insulating ring- jumper			303 Fixed screw with insulating ring- jumper			306 Fixed screw with insulating ring- jumper		
	Technical Parameter			Technical Parameter			Technical Parameter		
Size	Thickness	Width	Height	Thickness	Width	Height	Thickness	Width	Height
	1	6.15	5.55	1	5.2	5.2	1	8.2	6.4
Other Parameters									
Insulating Material / Flame Retardant Grade, Conforming To UL94	V0			V0			V0		
	Order Information			Order Information			Order Information		
Poles No.	Order NO.			Order NO.			Order NO.		
2	302302			303302			306302		
3	302303			303303			306303		
.....	.....			.....			.....		
9	302309			303309			306309		
10	302310			303310			306310		
Package quantity	100			100			100		
Can Be Used For Product	Order NO.			Order NO.			Order NO.		
	SP302 Series；305 Series			SP303 Series			SP306 Series		
Marker	Order NO.			Order NO.			Order NO.		
Printing Service	*			*			*		





	310 Fixed screw with insulating ring-jumper			316 Fixed screw with insulating ring-jumper			335 Fixed screw with insulating ring-jumper		
	Technical Parameter			Technical Parameter			Technical Parameter		
Size	Thickness	Width	Height	Thickness	Width	Height	Thickness	Width	Height
	1.5	10.2	7.6	1.5	12.1	7.6	2.0	15	10.8
Other Parameters									
Insulating Material / Flame Retardant Grade, Conforming To UL94	V0			V0			V0		
	Order Information			Order Information			Order Information		
Poles No.	Order NO.			Order NO.			Order NO.		
2	310302			316302			335302		
3	310303			316303			335303		
.....	.....			.....			.....		
9	310309			316309			335309		
10	310310			316310			335310		
Package quantity	100			100			100		
Can Be Used For Product	Order NO.			Order NO.			Order NO.		
	SP310 Series			SP316 Series			SP335 Series		
Marker	Order NO.			Order NO.			Order NO.		
Printing Service	*			*			*		

Mark: (Total current which connects to all the wires, cannot be over rated current).

UK Jumper





	Fixed screw with insulating ring-jumper			Contact bridge			Fixed side insert-jumper		
	Technical Parameter			Technical Parameter			Technical Parameter		
Size	Thickness	Width	Height	Thickness	Width	Height	Thickness	Width	Height
	2	16	10.8	1.2	14.5	20	1	79.7	10.2
Other Parameters									
Insulating Material / Flame Retardant Grade, Conforming To UL94	V0			V0			V0		
	Order Information			Order Information			Order Information		
Poles No.	Order NO.			Order NO.			Order NO.		
2	335302-S			306322			306320		
3	335303-S								
.....	.....								
9	335309-S								
10	335310-S								
Package quantity	100			100			100		
Can Be Used For Product	Order NO.			Order NO.			Order NO.		
	33599X			SUK6-T;306911			SUK6-T;306911		
Marker	Order NO.			Order NO.			Order NO.		
Printing Service	*			*			*		

TB Jumper





	240 Adjacent Jumper			241 Adjacent Jumper			242 Adjacent Jumper		
	Technical Parameter			Technical Parameter			Technical Parameter		
Size	Thickness	Width	Height	Thickness	Width	Height	Thickness	Width	Height
	3.3	12.15	8	3.3	13.1	10	3.6	15	11.8
Other Parameters									
Insulating Material / Flame Retardant Grade, Conforming To UL94	V0			V0			V0		
	Order Information			Order Information			Order Information		
Poles No.	Order NO.			Order NO.			Order NO.		
2	240601			241601			242601		
Package quantity									
Can Be Used For Product	Order NO.			Order NO.			Order NO.		
	SP240 Series			SP241 Series			SP242 Series		
Marker	Order NO.			Order NO.			Order NO.		
Printing Service	*			*			*		

Mark: (Total current which connects to all the wires, cannot be over rated current).

Coding profile



	Coding profile
	Technical Parameter
Size	Thickness: 2.45 / Width: 3.4 / Height: 8.8
Other Parameters	
Insulating Material / Flame Retardant Grade, Conforming To UL94	V0
	Order Information
Poles No.	Order NO.
	TP2.5-PC
Package quantity	
	Order NO.
Can Be Used For Product	Rail-mounted all plug-in products, e.gTP2.5-2-1
Marker	Order NO.
Printing Service	*

Rail end cap



	7.5*35 Rail end cap
	Technical Parameter
Size Note: Height With DIN Rail NS 35/7.5	Thickness: 3.7 / Width: 38 / Height: 7
Other Parameters	
Insulating Material / Flame Retardant Grade, Conforming To UL94	V0
	Order Information
Can Be Used For DIN Rail NS 35/7.5 Colour: Black	Order NO.
	920001
Package quantity	100
Can Be Used For DIN Rail /Product	Order NO.
	900421/011
	900421/031
	900421/001
	900421/021
Marker	Order NO.
Printing Service	*

Marker Plate Holder







	Marker Plate Holder	Double Level Marker Plate Holder	Triple Level Marker Plate Holder
	Technical Parameter	Technical Parameter	Technical Parameter
Size Note: Height With DIN Rail NS 35/7.5	Thickness: 6.1 / Width: 44.3 / Height: 10.5	Thickness: 5.15 / Width: 23.44 / Height: 28.6	Thickness: 5.2 / Width: 31.62 / Height: 19.55
Other Parameters			
Insulating Material / Flame Retardant Grade, Conforming To UL94	V0	V0	V0
	Order Information	Order Information	Order Information
Can Be Used For DIN Rail NS 35/7.5 Colour: Gray	Order NO.	Order NO.	Order NO.
	AK-TC/TP	TPZJ2.5-2	TPZJ2.5-3
Package quantity	100	100	100
Can Be Used For DIN Rail /Product	Order NO.	Order NO.	Order NO.
	*	TPD2.5; TPT2.5 Series	TPTS2.5 Series
Marker	Order NO.	Order NO.	Order NO.
Printing Service	*	TMB5.2-120/305801	TMB5.2-120/305801

Plug







	1.5mm² Test Plug	1.5mm² Test Plug with resistance	Terminal component plug
	Technical Parameter	Technical Parameter	Technical Parameter
Size	Thickness: 6.9 / Width: 30 / Height: 37.9	Thickness: 6.9 / Width: 30 / Height: 37.9	Thickness: 5.1 / Width: 24.4 / Height: 33.5
Other Parameters			
Insulating Material / Flame Retardant Grade, Conforming To UL94	V0	V0	V0
	Order Information	Order Information	Order Information
Can Be Used For DIN Rail NS 35/7.5 Colour: Gray	Order NO.	Order NO.	Order NO.
	TP1.5-DP	TP1.5-DPR120	TP-CO
Package quantity			
Can Be Used For DIN Rail /Product	Order NO.	Order NO.	Order NO.
	TP1.5 Series	TP1.5 Series	TPK2.5-2-TG-XX
			TPK2.5-3-TG-XX
			TPK2.5-4-TG-XX
			TU4-TG-XX
			TP4-TG-XX
Marker	Order NO.	Order NO.	Order NO.
Printing Service	TMB6.2-100	TMB6.2-100	TMB5.2-120

Mark: (Total current which connects to all the wires, cannot be over rated current).

Mark: (Total current which connects to all the wires, cannot be over rated current).

Test Plug





	2.5mm² Test Plug	2.5mm² Test Plug with resistance
	Technical Parameter	Technical Parameter
Size	Thickness / Width / Height: 10.3 / 29.8 / 48.5	Thickness / Width / Height: 10.3 / 29.8 / 48.5
Other Parameters		
Insulating Material / Flame Retardant Grade, Conforming To UL94	V0	V0
	Order Information	Order Information
Can Be Used For DIN Rail NS 35/7.5 Colour: Gray	Order NO.: TP2.5-DP	Order NO.: TP2.5-DPR120
Package quantity	Order NO.	Order NO.
Can Be Used For DIN Rail /Product	TP2.5 Series	TP2.5 Series
Marker Printing Service	Order NO.: TMB10.2-10	Order NO.: TMB10.2-10

Rails







	Steel-7.5*35(5.2X15X10)	Steel-7.5*35(5.2X25X11)	Steel-7.5*35(No holes)
	Technical Parameter	Technical Parameter	Technical Parameter
Size Note: Height With DIN Rail NS 35/7.5	Thickness / Width / Height: 1 / 35 / 7.5	Thickness / Width / Height: 1 / 35 / 7.5	Thickness / Width / Height: 1 / 35 / 7.5
	Order Information	Order Information	Order Information
Can Be Used For DIN Rail NS 35/7.5 Colour: Gray	Order NO.: 900421/011	Order NO.: 900421/031	Order NO.: 900401/001
Package quantity	Order NO.	Order NO.	Order NO.
Can Be Used For DIN Rail /Product	Suitable for SP35 size products	Suitable for SP35 size products	Suitable for SP35 size products
Marker Printing Service	Order NO.: *	Order NO.: *	Order NO.: *

Mark: (Total current which connects to all the wires, cannot be over rated current).

Rails





	Aluminum-7.5*35(5.2X25X10.5)	Steel-5.5*15(4.2X12)
	Technical Parameter	Technical Parameter
Size	Thickness / Width / Height: 1 / 35 / 7.5	Thickness / Width / Height: 1 / 15 / 5.5
	Order Information	Order Information
Can Be Used For DIN Rail NS 35/7.5 Colour: Gray	Order NO.: 900431/001	Order NO.: 900421/061
Package quantity	Order NO.	Order NO.
Can Be Used For DIN Rail /Product	Suitable for SP35 size products	Suitable for SP35 size products
Marker Printing Service	Order NO.: *	Order NO.: *

Special tools for spring terminal blocks







	1A type 1 way connect bar-5.0mm	2A type 2 way connect bar-5.0mm	10 way connect bar-5.0mm
	Order Information	Order Information	Order Information
	Order NO.: 910111	Order NO.: 910112	Order NO.: 910120
Package quantity	Order NO.	Order NO.	Order NO.
Can Be Used For DIN Rail /Product	SP240 Series	SP240 Series	SP240 Series
Marker Printing Service	Order NO.: *	Order NO.: *	Order NO.: *

Mark: (Total current which connects to all the wires, cannot be over rated current).

Special tools for spring terminal blocks





	screw driver (edge：2.5x0.4mm)	screw driver (edge：3.5x0.5mm)	screw driver (edge：5.5x0.8mm)
	Order Information	Order Information	Order Information
	Order NO.	Order NO.	Order NO.
	910024	910025	910026
Package quantity			
	Order NO.	Order NO.	Order NO.
Can Be Used For DIN Rail	1.5mm² Terminal block	2.5/4mm² Terminal block	6/10/16mm² Terminal block
Marker	Order NO.	Order NO.	Order NO.
Printing Service	*	*	*

Marker card

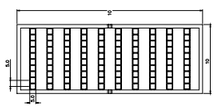
254801

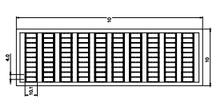
215801

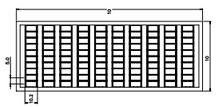
225801

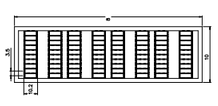
2150-801

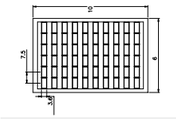
620801

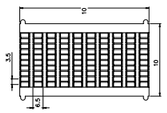
TMB3.5-100

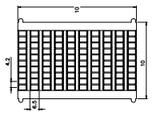
TMB4.2-100

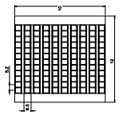
TMB5.2-120

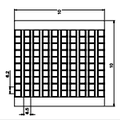
TMB6.2-100

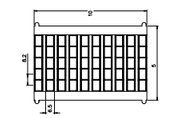
TMB8.2-50

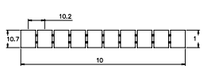

TMB10.2-10

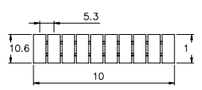

305801

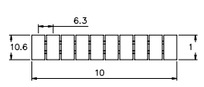

306801

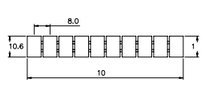

308801

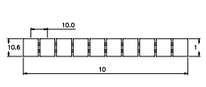

310801

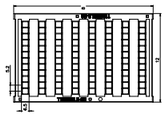
TMBW5.2-96

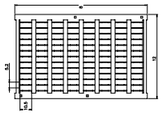
TMC5.2-96

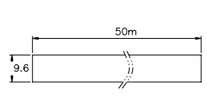

TMZ9.6-50

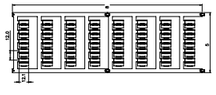
SP-WMC0.75

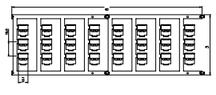
SP-WMC2.5

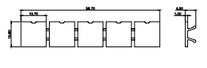
312801

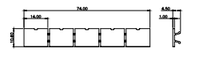
315801

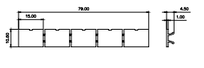
316801


TMCT5.2-72


TMCT6.2-60


TMCT8.2-42


TMCT10.2-36


TMBWT3.5-108


TMBWT5.2-72


TMBWT6.2-60


TMBWT8.2-42

Mark: (Total current which connects to all the wires, cannot be over rated current).

Mark: (Total current which connects to all the wires, cannot be over rated current).

	Technical Parameter			Technical Parameter			Technical Parameter			Technical Parameter		
Size	Pitch	Length	Quantity on each card (Row x Column)	Pitch	Length	Quantity on each card (Row x Column)	Pitch	Length	Quantity on each card (Row x Column)	Pitch	Length	Quantity on each card (Row x Column)
	5.0	5.0	10X10=100	4.0	10.1	10X10=100	5.0	10.2	10X10=100	3.5	10.2	10X8=80
Other Parameters												
Insulating Material / Flame Retardant Grade, Conforming To UL94	V0			V0			V0			V0		
	Order Information			Order Information			Order Information			Order Information		
Colour	Order NO.			Order NO.			Order NO.			Order NO.		
White	254801			215801			225801			2150-801		
Package quantity	5			5			5			5		

	Technical Parameter			Technical Parameter			Technical Parameter			Technical Parameter		
Size	Pitch	Length	Quantity on each card (Row x Column)	Pitch	Length	Quantity on each card (Row x Column)	Pitch	Length	Quantity on each card (Row x Column)	Pitch	Length	Quantity on each card (Row x Column)
	7.5	3.6	6X10=60	3.5	6.5	10X10=100	4.2	6.5	10X10=100	5.2	6.5	12X10=120
Other Parameters												
Insulating Material / Flame Retardant Grade, Conforming To UL94	V0			V0			V0			V0		
	Order Information			Order Information			Order Information			Order Information		
Colour	Order NO.			Order NO.			Order NO.			Order NO.		
White	620-801			TMB3.5-100			TMB4.2-100			TMB5.2-120		
Package quantity	5			5			5			5		

	Technical Parameter			Technical Parameter			Technical Parameter			Technical Parameter		
Size	Pitch	Length	Quantity on each card (Row x Column)	Pitch	Length	Quantity on each card (Row x Column)	Pitch	Length	Quantity on each card (Row x Column)	Pitch	Length	Quantity on each card (Row x Column)
	6.2	6.5	10X10=100	8.2	6.5	5X10=50	10.2	10.7	10X1=10	5.3	10.6	10X1=10
Other Parameters												
Insulating Material / Flame Retardant Grade, Conforming To UL94	V0			V0			V0			V0		
	Order Information			Order Information			Order Information			Order Information		
Colour	Order NO.			Order NO.			Order NO.			Order NO.		
White	TMB6.2-100			TMB8.2-50			TMB10.2-10			305801		
Package quantity	5			5			5			5		

	Technical Parameter			Technical Parameter			Technical Parameter			Technical Parameter		
Size	Pitch	Length	Quantity on each card (Row x Column)	Pitch	Length	Quantity on each card (Row x Column)	Pitch	Length	Quantity on each card (Row x Column)	Pitch	Length	Quantity on each card (Row x Column)
	6.3	10.6	10X1=10	8.0	10.6	10X1=10	10.0	10.6	10X1=10	5.2	6.5	12X8=96
Other Parameters												
Insulating Material / Flame Retardant Grade, Conforming To UL94	V0			V0			V0			V0		
	Order Information			Order Information			Order Information			Order Information		
Colour	Order NO.			Order NO.			Order NO.			Order NO.		
White	306801			308801			310801			TMBW5.2-96		
Package quantity	5			5			5			5		

	Technical Parameter			Technical Parameter			Technical Parameter			Technical Parameter		
Size	Pitch	Length	Quantity on each card (Row x Column)	Pitch	Length	Quantity on each card (Row x Column)	Pitch	Length	Quantity on each card (Row x Column)	Pitch	Length	Quantity on each card (Row x Column)
	5.2	10.5	12X8=96	/	9.6	/	12.0	12.1	5X8=40	18	12.1	3X8=24
Other Parameters												
Insulating Material / Flame Retardant Grade, Conforming To UL94	V0			V0			V0			V0		
	Order Information			Order Information			Order Information			Order Information		
Colour	Order NO.			Order NO.			Order NO.			Order NO.		
White	TMC5.2-96			TMZ9.6-50			SP-WMC0.75			SP-WMC2.5		
Package quantity	5			1			1			1		

	Technical Parameter			Technical Parameter			Technical Parameter		
Size	Pitch	Length	Quantity on each card (Row x Column)	Pitch	Length	Quantity on each card (Row x Column)	Pitch	Length	Quantity on each card (Row x Column)
	12.2	10.7	5	15	14	5	16	15	5
Other Parameters									
Insulating Material / Flame Retardant Grade, Conforming To UL94	V0			V0			V0		
	Order Information			Order Information			Order Information		
Colour	Order NO.			Order NO.			Order NO.		
White	312801			315801			316801		
Package quantity	5			5			5		

Mark: (Total current which connects to all the wires, cannot be over rated current).

	Technical Parameter			Technical Parameter			Technical Parameter			Technical Parameter		
Size	Pitch	Length	Quantity on each card (Row x Column)	Pitch	Length	Quantity on each card (Row x Column)	Pitch	Length	Quantity on each card (Row x Column)	Pitch	Length	Quantity on each card (Row x Column)
	5.2	10.5	12X6=72	6.2	10.5	10X6=60	8.2	10.5	7X6=42	10.2	10.5	6X6=36
Other Parameters												
Insulating Material / Flame Retardant Grade, Conforming To UL94	V0			V0			V0			V0		
	Order Information			Order Information			Order Information			Order Information		
Colour	Order NO.			Order NO.			Order NO.			Order NO.		
White	TMCT5.2-72			TMCT6.2-60			TMCT8.2-42			TMCT10.2-36		
Package quantity	1			1			1			1		

	Technical Parameter			Technical Parameter			Technical Parameter			Technical Parameter		
Size	Pitch	Length	Quantity on each card (Row x Column)	Pitch	Length	Quantity on each card (Row x Column)	Pitch	Length	Quantity on each card (Row x Column)	Pitch	Length	Quantity on each card (Row x Column)
	3.5	6.5	18X6=108	5.2	6.5	12X6=72	6.2	6.5	10X6=60	8.2	6.5	7X6=42
Other Parameters												
Insulating Material / Flame Retardant Grade, Conforming To UL94	V0			V0			V0			V0		
	Order Information			Order Information			Order Information			Order Information		
Colour	Order NO.			Order NO.			Order NO.			Order NO.		
White	TMBWT3.5-108			TMBWT5.2-72			TMBWT6.2-60			TMBWT8.2-42		
Package quantity	1			1			1			1		

Insulated ferrul



NEW

Extreme working temperature: -15 to 105 °C Ui=300V
End material: Copper tube
Insulation material: PP

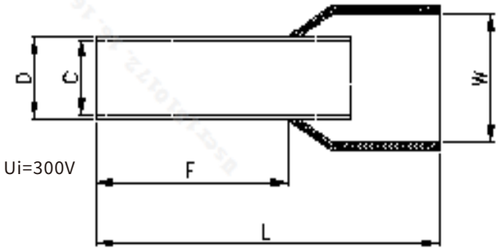

Model	Dimensions (Unit: mm)					Conductor section	Insulation sleeve color	Packaging quantity
	F	L	W	D	C			
CI0.3-6	6.0	10.4	2.0	1.1	0.8	0.3	WH	1000
CI0.3-8	8.0	12.4	2.0	1.1	0.8	0.3	WH	1000
CI0.5-6	6.0	12.0	2.6	1.3	1.0	0.5	WH	1000
CI0.5-8	8.0	14.0	2.6	1.3	1.0	0.5	WH	1000
CI0.75-6	6.0	12.4	2.8	1.6	1.3	0.75	BU	1000
CI0.75-8	8.0	14.4	2.8	1.6	1.3	0.75	BU	1000
CI1.0-6	6.0	12.4	3.0	1.8	1.5	1.0	RD	1000
CI1.0-8	8.0	14.4	3.0	1.8	1.5	1.0	RD	1000
CI1.5-8	8.0	14.4	3.4	2.1	1.8	1.5	BK	1000
CI1.5-10	10.0	16.4	3.4	2.1	1.8	1.5	BK	1000
CI2.5-8	8.0	15.8	4.0	2.6	2.3	2.5	GY	1000
CI2.5-12	12.0	19.8	4.0	2.6	2.3	2.5	BU	1000
CI4.0-9	9.0	16.5	4.4	3.2	2.8	4.0	OG	1000
CI4.0-12	12.0	19.5	4.4	3.2	2.8	4.0	RD	1000
CI6.0-12	12.0	20.2	6.3	3.9	3.5	6.0	GN	500
CI6.0-18	18.0	26.2	6.3	3.9	3.5	6.0	BK	500
CI10-12	12.0	21.5	7.6	4.9	4.5	10.0	BN	500
CI16-18	18.0	28.2	8.8	6.2	5.8	16.0	BK	400

Mark: (Total current which connects to all the wires, cannot be over rated current).

Thermal transfer printer



Thermal transfer printer

Technical Parameter						
Size		**General Parameters**				
Width	254mm	Temperature range	[℃]	5-40	Supply	100-240V~50/60Hz 2.5A max
Length	350mm	Print resolution	[dpi]	300	Weight	(N.W)11kg，(G.W)14kg
Height	211mm	Maximum print width	[mm]	104		
Operating system		windows7/8/10/11/2000、XP				
Interface		USB-B*1/USB3.0 host*1/Ethernet*1/RS232*1				

Order Information			
Describe	**Colour**	**Order NO.**	**数量PCS**
SUPU THERMOMARK CARD printer. Includes: European standard power cord, American standard power cord, Chinese standard power cord, USB cable, CD (containing User Manual (Chinese/English)/Drivers/Tools/Editing Software), A5-sized Quick Installation Guide (Chinese/English), one TMCT tray, and one TMBWT tray, and one ribbon (300 meters).	Gray	SP-HTP-C01	1

Accessory		
Describe	**Order NO.**	PCS
SUPU THERMOMARK CARD printer Marking Tray (TMBWT)	SP-HTP-C01-MAG-TMBWT	1
SUPU THERMOMARK CARD printer Marking Tray (TMCT)	SP-HTP-C01-MAG-TMCT	1
SUPU THERMOMARK CARD printer ribbon (300M)	SP-HTP-C01-RB-110/300	1
SUPU THERMOMARK CARD printer printhead	SP-HTP-C01-PH	1
SUPU THERMOMARK CARD printer cleaning cloth	SP-HTP-CC	1
SUPU THERMOMARK CARD printer cleaning pen	SP-HTP-CP	1

Application Industry

Industry Automation, Smart Buildings, Medical Equipment, Power Industry, etc.






Mark: (Total current which connects to all the wires, cannot be over rated current).



Thermal transfer printer

Technical Parameter						
Size		**General Parameters**				
Width	140mm	Temperature range	[℃]	5-50	Supply	100-240V~50/60Hz 2.5A max
Length	250mm	Print resolution	[dpi]	300	Weight	(N.W)3.10kg，(G.W)3.53kg
Height	180mm	Maximum print width	[mm]	56		
Operating system		Windows 7/8/8.1/10, Windows Server 2008/2012/2016,Linux, MacOS				
Interface		USB-B*1/USB3.0 host*1/Ethernet*1/RS232*1				

Order Information			
Describe	**Colour**	**Order NO.**	**PCS**
Thermal transfer roll-type sign printer.It includes a Chinese power cord,a USB cable,and an optical disc(which contains user manuals(in Chinese and English),drivers,tools,and editing software). An A5-sized quick installation guide in both Chinese and English. A TMC rubber roller. A TMZ rubber roller.	Gray	SP-HTP-R01	1

Accessory		
Describe	**Order NO.**	PCS
Rubber roller (TMC) for Supu thermal transfer roll-type sign printer	SP-HTP-R01-RR-TMC	1
Rubber roller (TMZ) for Supu thermal transfer roll-type sign printer	SP-HTP-R01-RR-TMZ	1
Carbon ribbon (100M) for Supu thermal transfer roll-type sign printer	SP-HTP-R01-RB-50/100	1
Print head for Supu thermal transfer roll-type sign printer	SP-HTP-R01-PH	1
Cutter for Supu thermal transfer roll-type sign printer	SP-HTP-R01-CT	1
Cleaning cloth for thermal transfer printer	SP-HTP-CC	1
Cleaning pen for thermal transfer printer	SP-HTP-CP	1

Product Features

- SP-HTP-R01 can print roll-type nameplates and be used for identifying terminals and equipment.
- Suitable for TMC roll-type nameplates and TMZ PVC markers.
- Adopting technologically mature thermal transfer printing technology, it is maintenance-free.
- Enables efficient and fast identification.
- The touch screen operation is simple and intuitive.
- Supports USB or Ethernet connection.
- Compatible with Supu Roll Label software, which is easy to use.

Mark: (Total current which connects to all the wires, cannot be over rated current).