

Base unit (BU30-MS3) For ET 200SP motor starter With infeed 24 V



Product brand name	SIMATIC
Product category	Accessories
Product designation	BaseUnit
Design of the product	For DC feed in
Product type designation	ET 200SP






General technical data	
Insulation voltage	
• rated value	500 V
Degree of pollution	2
Surge voltage resistance rated value	6 kV
maximum permissible voltage for safe isolation	
• between main and auxiliary circuit	500 V
Protection class IP	IP20
Shock resistance	6g / 11 ms
Vibration resistance	15 mm to 6 Hz; 2g to 500 Hz
Reference code acc. to DIN EN 81346-2	Q





Safety related data	
Protection against electrical shock	finger-safe

Main circuit	
Number of poles for main current circuit	3
Type of voltage of the operating voltage	AC
Operating voltage	
• rated value	500 V
Operating current	
• at AC at 400 V rated value	32 A; Derating, see Manual
Inputs/ Outputs	
Number of digital inputs	0
Supply voltage	
Type of voltage of the supply voltage	DC
Supply voltage 1 at DC rated value	24 V
• minimum permissible	20.4 V
• maximum permissible	28.8 V
Supply voltage of DC supply	24 V
Ampacity maximum	7 A
Installation/ mounting/ dimensions	
Mounting position	vertical, horizontal
Mounting type	standard rail
Height	215 mm
Width	30 mm
Depth	75 mm
Required spacing	
• with side-by-side mounting	
— upwards	50 mm
— downwards	50 mm
Ambient conditions	
Installation altitude at height above sea level	
• maximum	4 000 m; For derating see manual
Ambient temperature	
• during operation	-25 ... +60 °C; For derating see manual
• during storage	-40 ... +70 °C
• during transport	-40 ... +70 °C
Environmental category during operation acc. to IEC 60721	3K6 (no formation of ice, no condensation), 3C3 (no salt mist), 3S2 (sand must not get into the devices)
Relative humidity during operation	10 ... 95 %
Air pressure	
• acc. to SN 31205	900 ... 1 060 hPa
Connections/ Terminals	
Type of electrical connection	
• for main current circuit	PUSH-IN connection (spring-loaded connection)

• for auxiliary and control current circuit	spring-loaded terminals (push-in)
Type of connecting terminal	Push-in terminal
Type of connectable conductor cross-sections at the inputs for supply voltage	
• solid	1x 0.5 ... 2.5 mm ²
• finely stranded without core end processing	1x 0,5 ... 2,5 mm ²
• finely stranded with core end processing	1x 0.5 ... 2.5 mm ²
Type of connectable conductor cross-sections	
• at the inputs for supply voltage at AWG conductors solid	1x 20 ... 12
Type of connectable conductor cross-sections for load-side outgoing feeder	
• solid	1x 0,5 ... 2,5 mm ²
• finely stranded without core end processing	1x 0,5 ... 2,5 mm ²
• finely stranded with core end processing	1x 0,5 ... 2,5 mm ²
Type of connectable conductor cross-sections at AWG conductors for load-side outgoing feeder	1x 20 ... 12
Shape of the screwdriver tip	Slot
Size of the screwdriver tip	Standard screwdriver 0.6 mm x 3.5 mm

Certificates/ approvals

General Product Approval			EMC	Declaration of Conformity	
					Miscellaneous

Test Certificates	Marine / Shipping				other
Type Test Certificates/Test Report					Confirmation

Further information

Information- and Downloadcenter (Catalogs, Brochures,...)

www.siemens.com/ic10

Industry Mall (Online ordering system)

<https://mall.industry.siemens.com/mall/en/en/Catalog/product?mlfb=3RK1908-0AP00-0BP0>

Cax online generator

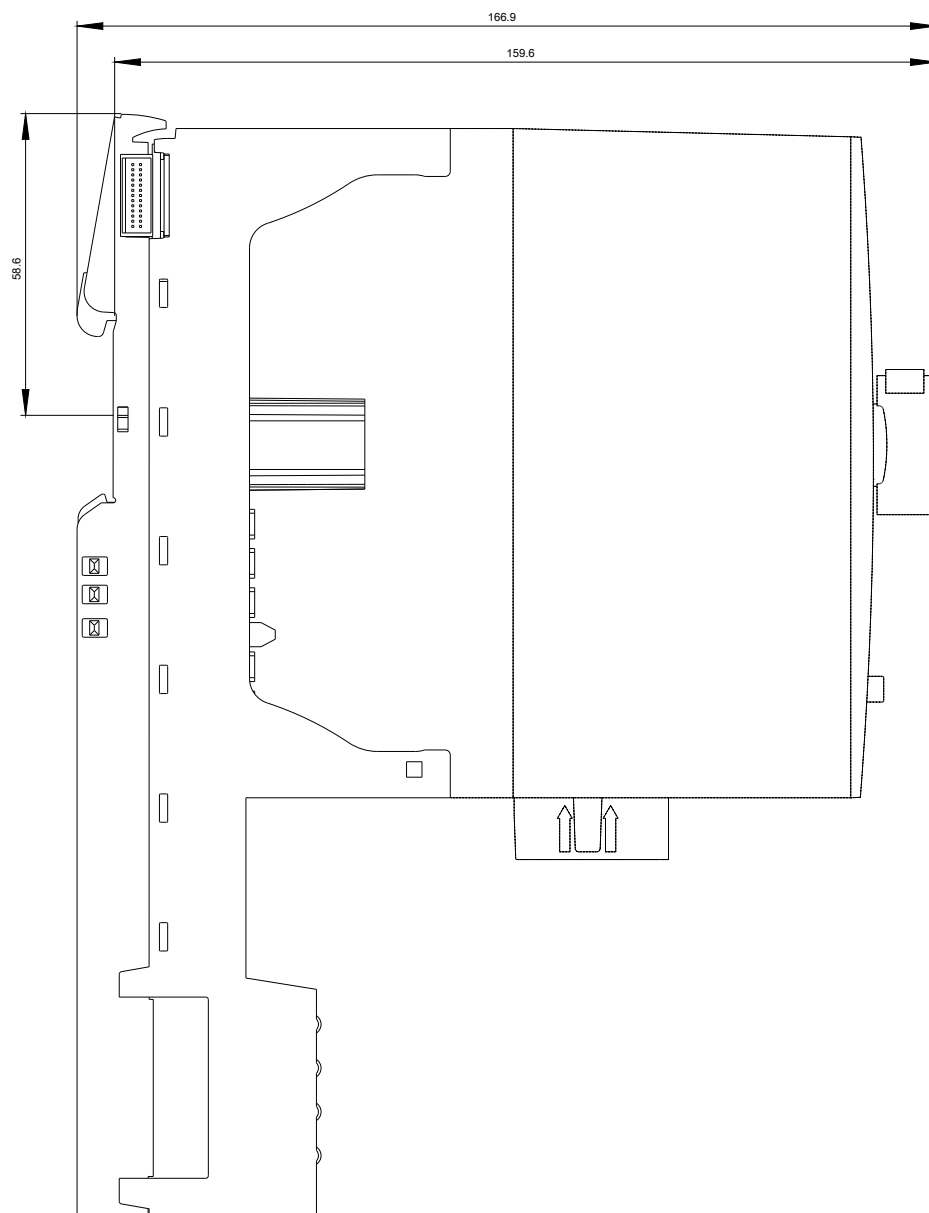
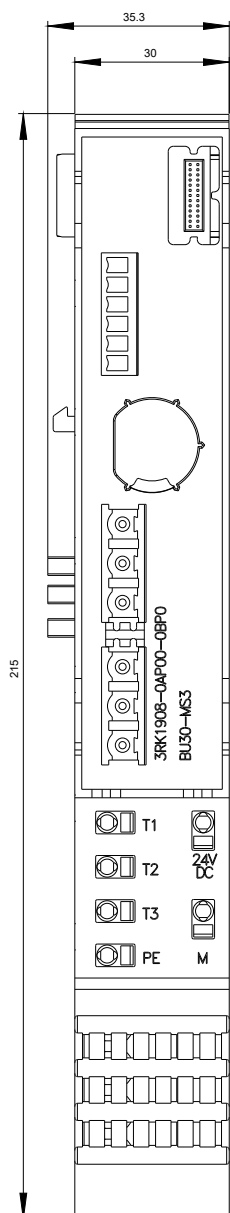
<http://support.automation.siemens.com/WW/CAXorder/default.aspx?lang=en&mlfb=3RK1908-0AP00-0BP0>

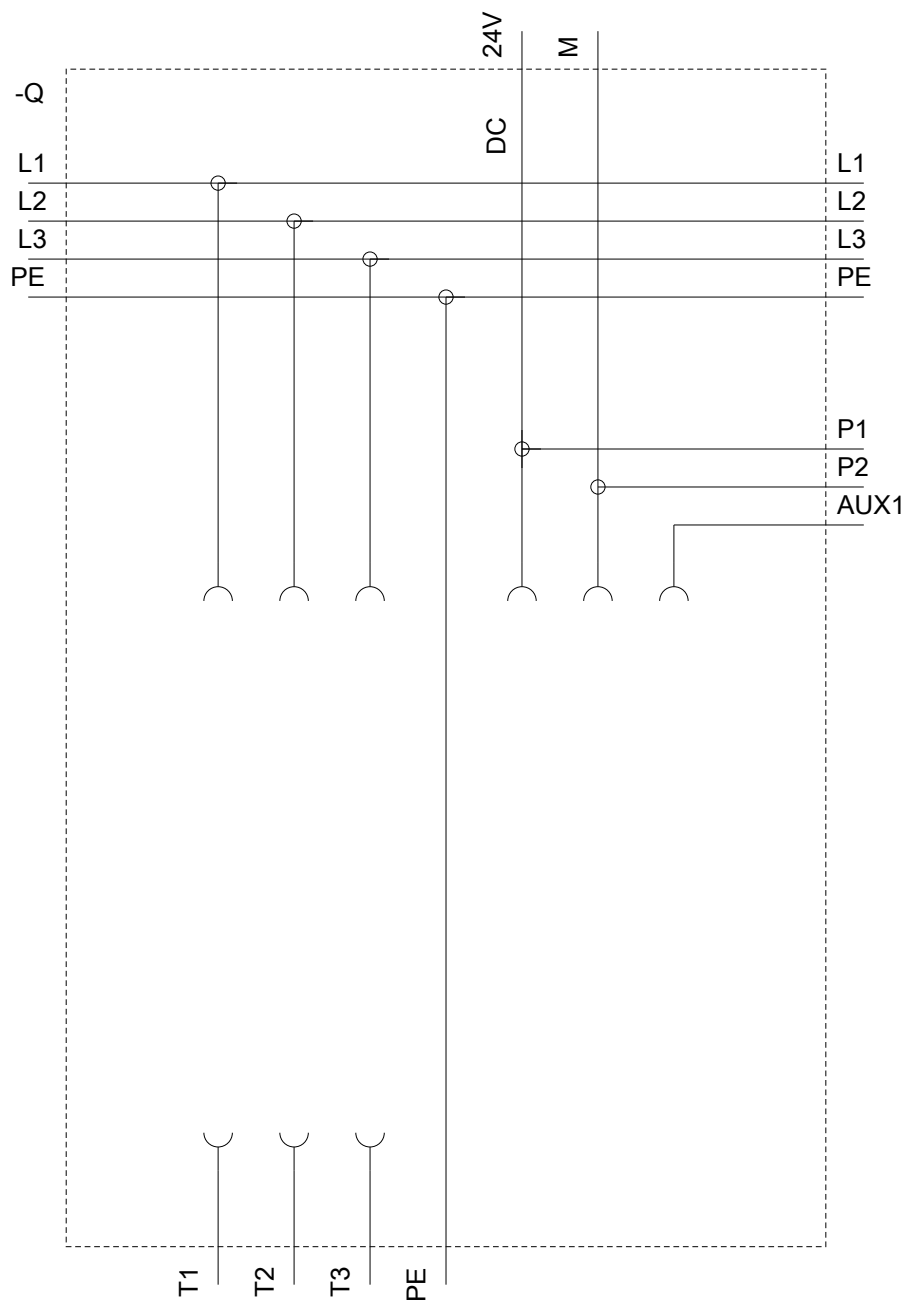
Service&Support (Manuals, Certificates, Characteristics, FAQs,...)

<https://support.industry.siemens.com/cs/ww/en/ps/3RK1908-0AP00-0BP0>

Image database (product images, 2D dimension drawings, 3D models, device circuit diagrams, EPLAN macros, ...)

http://www.automation.siemens.com/bilddb/cax_de.aspx?mlfb=3RK1908-0AP00-0BP0&lang=en





last modified:

03/06/2020