

Base unit (BU30-MS6) with F-DI For ET 200SP motor starter Without infeed



Product brand name	SIMATIC
Product category	Accessories
Product designation	BaseUnit
Design of the product	Without infeed, F-DI
Product type designation	ET 200SP

General technical data

Insulation voltage	
• rated value	500 V
Degree of pollution	2
Surge voltage resistance rated value	6 kV
maximum permissible voltage for safe isolation	
• between main and auxiliary circuit	500 V
Protection class IP	IP20
Shock resistance	6g / 11 ms
Vibration resistance	15 mm to 6 Hz; 2g to 500 Hz
Reference code acc. to DIN EN 81346-2	Q

Safety related data






Protection against electrical shock	finger-safe
-------------------------------------	-------------





Main circuit	
Number of poles for main current circuit	3
Type of voltage of the operating voltage	AC
Operating voltage	
• rated value	500 V
Operating current	
• at AC at 400 V rated value	32 A; Derating, see Manual
Inputs/ Outputs	
Number of digital inputs	1
Type of input characteristic	Type 1 in accordance with EN 61131-2
Input voltage at digital input	
• at DC rated value	24 V
• with signal <0> at DC	0 ... 5 V
• for signal <1> at DC	15 ... 30
Supply voltage	
Type of voltage of the supply voltage	DC
Supply voltage 1 at DC rated value	24 V
• minimum permissible	20.4 V
• maximum permissible	28.8 V
Ampacity maximum	7 A
Installation/ mounting/ dimensions	
Mounting position	vertical, horizontal
Mounting type	standard rail
Height	215 mm
Width	30 mm
Depth	75 mm
Required spacing	
• with side-by-side mounting	
— upwards	50 mm
— downwards	50 mm
Ambient conditions	
Installation altitude at height above sea level	
• maximum	2 000 m; For derating see manual
Ambient temperature	
• during operation	-25 ... +60 °C; For derating see manual
• during storage	-40 ... +70 °C
• during transport	-40 ... +70 °C
Environmental category during operation acc. to IEC 60721	3K6 (no formation of ice, no condensation), 3C3 (no salt mist), 3S2 (sand must not get into the devices)
Relative humidity during operation	10 ... 95 %
Air pressure	

Connections/ Terminals

Type of electrical connection	
<ul style="list-style-type: none"> • for main current circuit • for auxiliary and control current circuit 	PUSH-IN connection (spring-loaded connection) spring-loaded terminals (push-in)
Type of connecting terminal	Push-in terminal
Type of connectable conductor cross-sections for load-side outgoing feeder	
<ul style="list-style-type: none"> • solid • finely stranded without core end processing • finely stranded with core end processing 	1x 0,5 ... 2,5 mm ² 1x 0,5 ... 2,5 mm ² 1x 0,5 ... 2,5 mm ²
Type of connectable conductor cross-sections at AWG conductors for load-side outgoing feeder	1x 20 ... 12
Connectable conductor cross-section at DC input	
<ul style="list-style-type: none"> • single or multi-stranded • finely stranded without core end processing • finely stranded with core end processing 	0.5 ... 2.5 mm ² 0.5 ... 2.5 mm ² 0.5 ... 2.5 mm ²
AWG number at DC input as coded connectable conductor cross section	20 ... 12
Shape of the screwdriver tip	Slot
Size of the screwdriver tip	Standard screwdriver 0.6 mm x 3.5 mm

Certificates/ approvals

General Product Approval	EMC	Declaration of Conformity	
 CSA	 UL	 EAC	 RCM
		 EG-Konf.	Miscellaneous

Test Certificates	Marine / Shipping	other
Type Test Certificates/Test Report	 ABS	 BUREAU VERITAS
	 LRS	 DNV GL

Further information

Information- and Downloadcenter (Catalogs, Brochures,...)

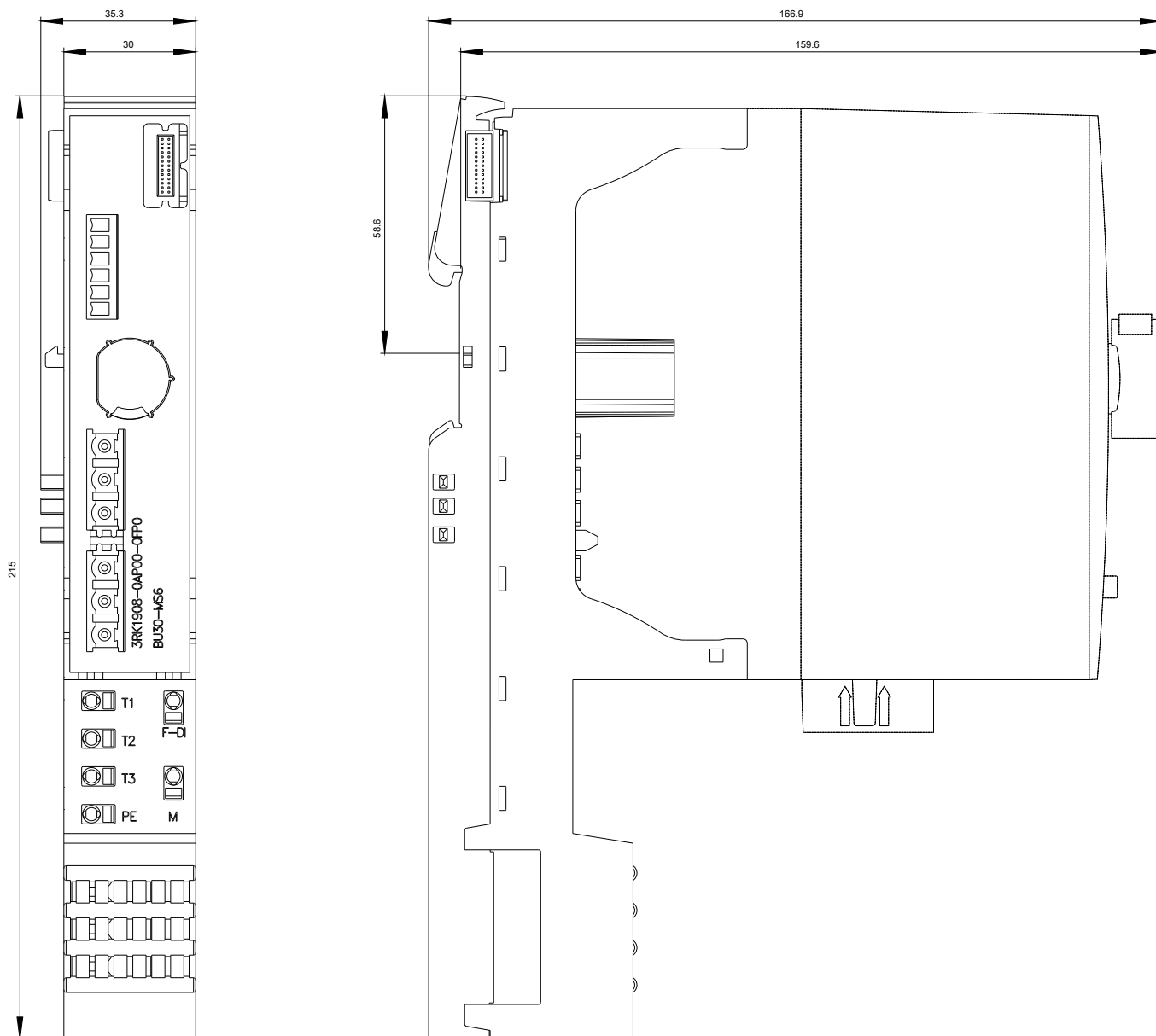
www.siemens.com/ic10

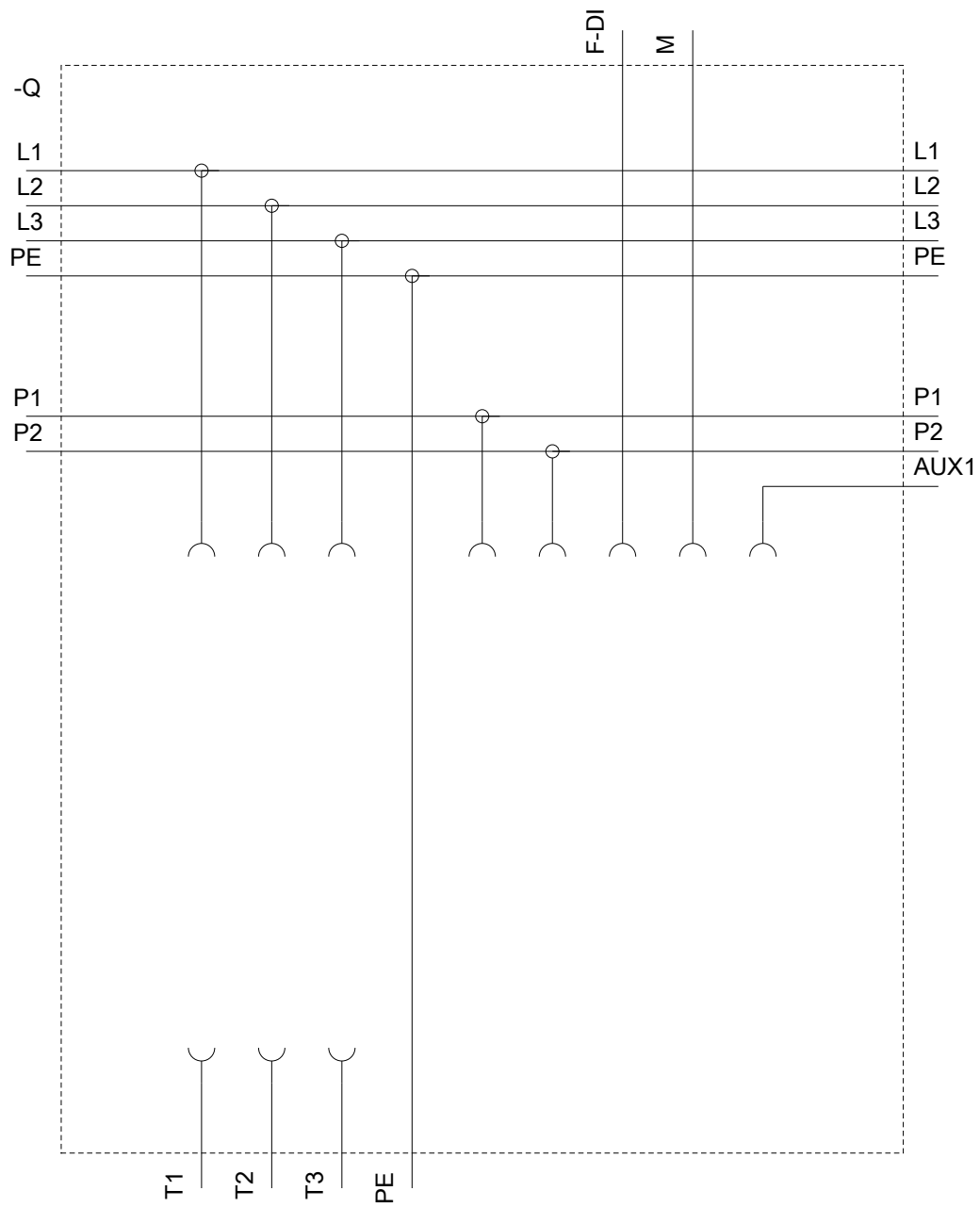
Industry Mall (Online ordering system)

<https://mall.industry.siemens.com/mall/en/en/Catalog/product?mlfb=3RK1908-0AP00-0FP0>

Cax online generator

<http://support.automation.siemens.com/WW/CAXorder/default.aspx?lang=en&mlfb=3RK1908-0AP00-0FP0>





last modified:

03/11/2020